



## RWANDA STOCK EXCHANGE MARKET REPORT FOR FRIDAY 31<sup>ST</sup> JANUARY, 2020

### 1. Market overview

- Both RSI and ALSI went down 0.30 and 0.04 points to close at 123.16 and 151.19 respectively.
- Today's trading session recorded a total of Frw 5,689,000 from 23,600 shares traded in 4 deals and Frw 79,866,000 worth of bond traded in 1 deal.
- CTL counter closed at Frw 65 (Frw 69 previous). The trading session recorded a total turnover of Frw 130,000 from 2,000 shares traded in 1 deal.
- BOK counter closed at Frw 265 (Frw 265 previous). The trading session recorded a total turnover of Frw 5,420,000 from 20,600 shares traded in 2 deals.
- BLR counter closed at Frw 139 (Frw 139 previous). The trading session recorded a total turnover of Frw 139,000 from 1,000 shares traded in 1 deal.
- Equities counters closed as follows: IMR: Frw 90, EQTY: Frw 445; KCB: Frw 370; NMG: Frw 1200 and USL: Frw 104.

### 2. Closing bell

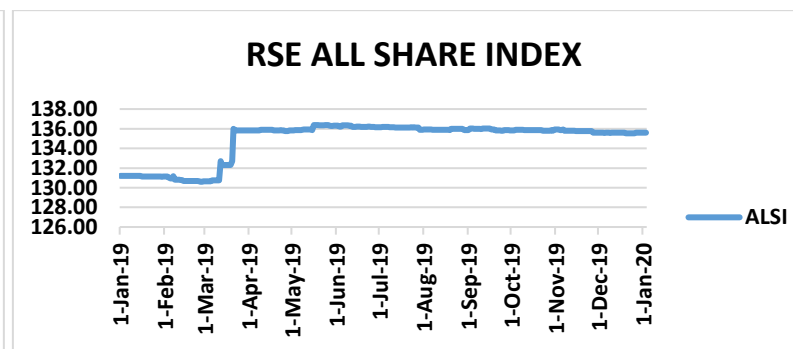
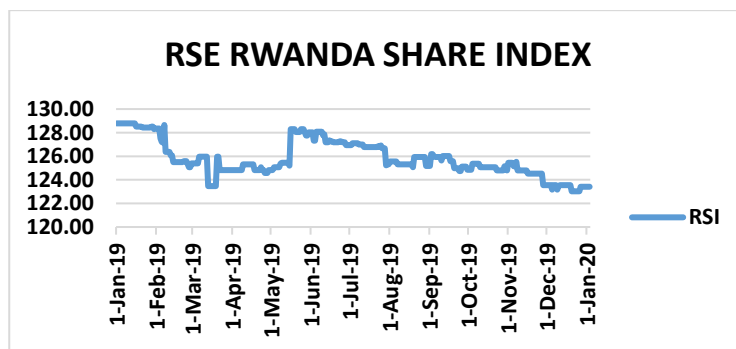
At the end of the formal trading hours, on BOK counter there were outstanding offers of 207,700 shares between Frw 265-275 and no bids. On BLR counter, there were outstanding offers of 703,600 shares between Frw 139-152 and no bids. On CTL counter, there was an outstanding offer of 25,300 shares at Frw 70 and no bids. On IMR counter, there were outstanding offers of 937,800 shares between Frw 90-97 and no bids.

3. Equities Market on 31/01/2020

ISIN-CODE	Stock	12 past months		Today's session		Closing	Prev.	Change	Volume	Value
		High	Low	High	Low					
RW000A1JCYA5	BOK	278	259	265	263	265	265	+0.00	20,600	5,420,000
RW000A1H63N6	BLR	150	139	139	139	139	139	+0.00	1,000	139,000
KE0000000380	NMG	1,200	1,200	0.00	0.00	1,200	1,200	0.00	0.00	0.00
KE0000000315	KCB	370	330	0.00	0.00	370	370	0.00	0.00	0.00
KE0000000489	USL	104	104	0.00	0.00	104	104	0.00	0.00	0.00
KE0000000554	EQTY	445	350	0.00	0.00	445	445	0.00	0.00	0.00
RW000A14UYP4	CTL	80	50	65	65	65	69	-4.00	2,000	130,000
RW000A2DN989	IMR	91	89	0.00	0.00	90	90	0.00	0.00	0.00

Market Status	
08h50-08h59	Pre- Open
09h00-12h00	Open
12h00-08h50	Close

4. INDICES



INDICES	Previous	Today	Points	Change %
RSI	123.46	123.16	-0.30	-0.24
ALSI	151.24	151.19	-0.05	-0.03
<b>OTHER TRADING STAT</b>				
Shares traded	30,300	23,600	(6,700)	(22.11)
Equity Turnover	1,989,500	5,689,000	3,699,500	185.95
Number of deals	3.00	4.00	1.00	33.33

Exchange rate against Frw as at 31/01/2020			
Currency	Sell	Buy	Average
USD	935.25	916.91	926.08
KES	9.21	9.03	9.12
UGS	0.25	0.24	0.24
TZS	0.40	0.39	0.39
BIF	0.48	0.47	0.48
<b>Market Capitalization (Frw)</b>			
<b>3,398,652,510,446</b>			

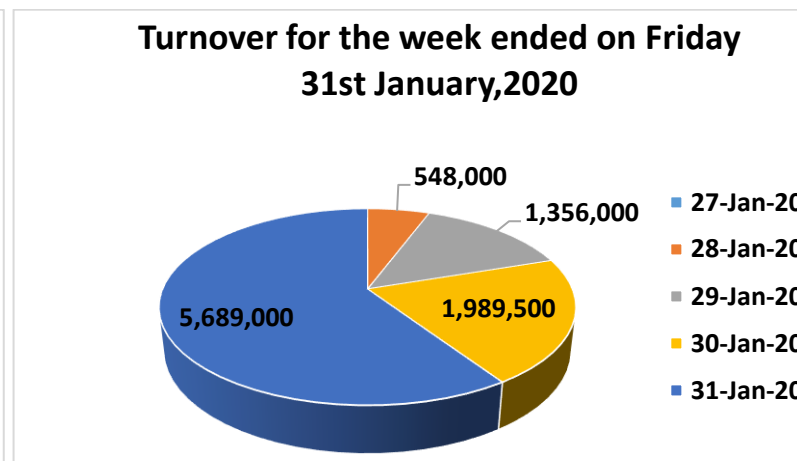
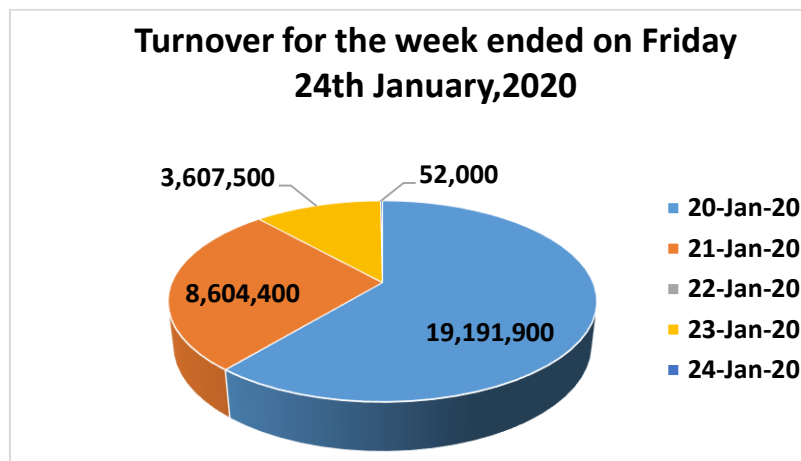
## 5. Bond market on 31/01/2020

### A. Government bonds

ISIN-CODE	Status	Security	Maturity	Coupon rate	Close. Price	Prev. Price	Bids	Offers	Bond traded
RW000A1ZTAM0		FXD4/2014/7yrs	19/11/2021	12.475%	100.1	102.1	0.00	0.00	0.00
RW000A1Z2RJ7		FXD2/2015/10yrs	25/05/2025	12.925%	102.33	102.5	0.00	0.00	0.00
RW000A1Z5Z93		FXD3/2015/5yrs	21/08/2020	11.950%	103	102.6	0.00	0.00	0.00
RW000A187NK1		FDX1/2016/5yrs	19/02/2021	12.00%	103.6	102.5	0.00	0.00	0.00
RW000A182K48		FXD2/2016/15Yrs	09/05/2031	13.5%	105.5	103.2	0.00	0.00	0.00
RW000A185V91		FXD 3/2016/5Yrs	20/08/2021	12.25%	102.3	101	0.00	0.00	0.00
RW000A19D0U5		FXD1/2017/5Yrs	18/02/2022	12.375%	106.7	102.6	0.00	0.00	0.00
RW000A19JG53		FXD2/2017/7Yrs	17/05/2024	12.675%	104.24	102.1	0.00	0.00	0.00
RW000A19NL84		FXD3/2017/5Yrs	19/08/2022	12.200%	103.1	102	0.00	0.00	0.00
RW000A19S1Q4	Re-opened	FXD4/2017/7Yrs	15/11/2024	12.40%	104	101.5	0.00	0.00	0.00
RW000A19W8Z4		FXD1/2018/5Yrs	17/02/2023	11.80%	103	102.6	0.00	0.00	0.00
RW000A19HS6	Re-opened	FXD2/2018/10Yrs	12/05/2028	12.50%	100.4	105.49	0.00	0.00	0.00
RW000A194997	Re-opened	FXD3/2018/15Yrs	05/08/2033	12.9%	103	103.5	0.00	0.00	0.00
RW000A2RUZ00		FXD4/2018/3Yrs	19/11/2021	11.150%	102	102	0.00	0.00	78,300,000
RW000A2RYEG9	Re-opened	FXD1/2019/7Yrs	13/02/2026	11.850%	106.7	106.7	0.00	0.00	0.00
RW000A2R26W1	Re-opened	FXD2/2019/5Yrs	17/05/2024	11.300%	104	101.49	0.00	0.00	0.00
RW000A2R64M3	Re-opened	FXD3/2019/20Yrs	29/07/2039	13.250%	103.52	105.8	0.00	0.00	0.00
RW000A2SA2Y9		FXD4/2019/3Yrs	18/11/2022	10.950%	104	100	0.00	0.00	0.00
RW000A2SA2Z6	Re-opened	FXD5/2019/7Yrs	13/11/2026	11.550%	102.1947	100	0.00	0.00	0.00
RW000A2SB2X0		FXD1/2020/3Yrs	20/01/2023	10.800%	100	100	0.00	0.00	0.00

1. EQUITY MARKET

PREVIOUS WEEK				THIS WEEK				VARIATION	
Date	Volume	Value (Frw)	Deals	Date	Volume	Value (Frw)	Deals	Change in value	%
20 - January-20	74,100	19,191,900	1.00	27 - January-20	0.00	0.00	0.00	(19,191,900)	(100)
21 - January-20	44,600	8,604,400	5.00	28 - January-20	2,200	548,000	2.00	(8,056,400)	(93.63)
22 - January-20	0.00	0.00	0.00	29 - January-20	7,900	1,356,000	5.00	1,356,000	100
23 - January-20	47,100	3,607,500	4.00	30 - January-20	30,300	1,989,500	3.00	(1,618,000)	(44.85)
24 - January-20	200	52,000	1.00	31 - January-20	23,600	5,689,000	4.00	5,637,000	10,840.3
<b>TOTAL</b>	<b>166,000</b>	<b>31,455,800</b>	<b>11.00</b>	<b>TOTAL</b>	<b>64,000</b>	<b>9,582,500</b>	<b>14.00</b>	<b>(21,873,300)</b>	<b>(69.54)</b>



1. BOND MARKET

During this week, the market recorded a total of Frw 82,959,000 worth of bond traded between Frw 102-103.1 in 2 deals.