



RWANDA STOCK EXCHANGE MARKET REPORT FOR FRIDAY 30TH JUNE 2023

1. Market overview

- The trading session recorded a total turnover of Frw 85,800 from 300 shares traded in 1 deal on the equities market and Frw 59,930,000 worth of bonds traded in 4 deals.
- RSI and ALSI remained constant to close at 112.83 and 143.65 respectively.
- BOK counter closed at Frw 286 (Frw 286 previous). The trading session recorded a total turnover of Frw 85,800 from 300 shares traded in 1 deal.
- Equities counters closed as follows: BLR: Frw 175; BOK: Frw 286; IMR: Frw 45; CMR: Frw 132; MTNR: Frw 172; EQTY: Frw 440; KCB: Frw 328; NMG: Frw 1200; USL: Frw 104 and RHB: Frw 526

2. Closing bell

At the end of the formal trading hours; On MTNR counter, there were outstanding offers of 578,100 shares between Frw 172-180 and no bids. On IMR counter, there were outstanding offers of 228,200 shares at Frw 45 and no bids. On BLR counter, there were outstanding offers of 170,600 shares between Frw 175-179 and an outstanding bid of 250,800 shares at Frw 165. On CMR counter, there was an outstanding offer of 100,000 shares at Frw 132 and no bids.

On the bonds market, there were outstanding offers of Frw 86,600,000 worth of bonds between Frw 100.2 – 105 and no bids.

3. Equities Market on 30/06/2023

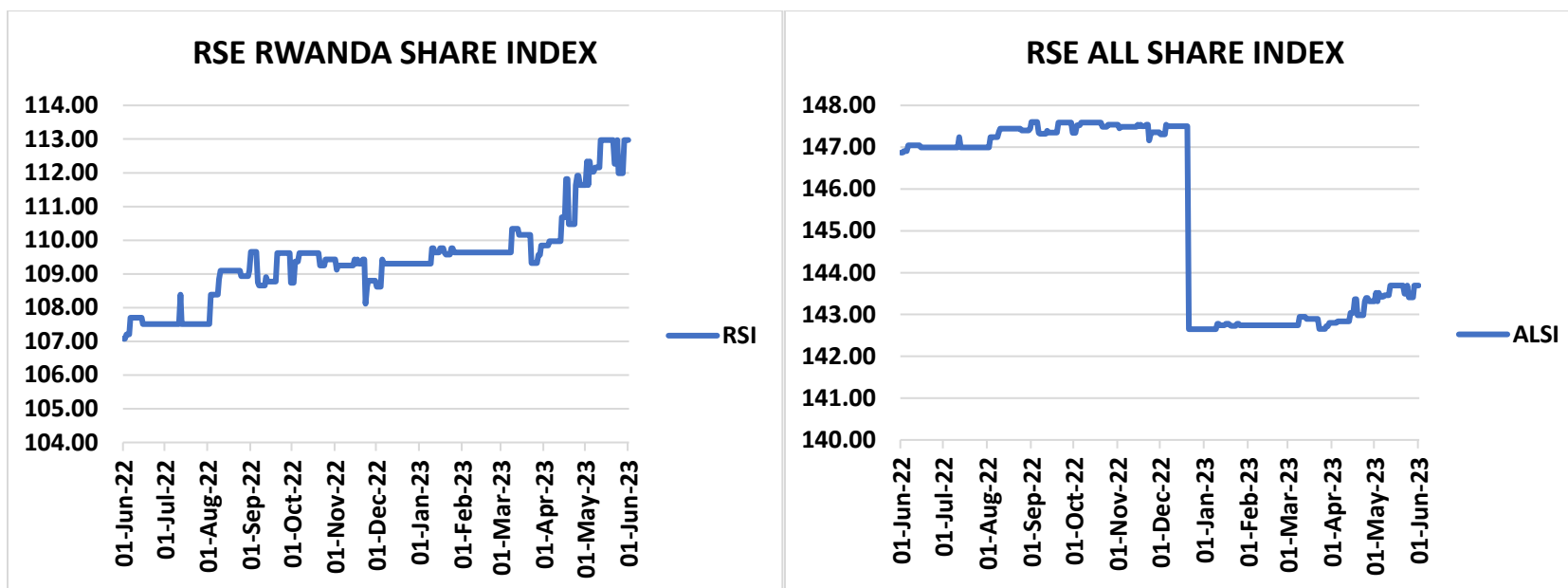
| ISIN-CODE | Stock | Past 12 months | | Today's session | | Closing | Prev. | Change | Volume | Value |
|--------------|-------|----------------|-------|-----------------|------|---------|-------|--------|--------|--------|
| | | High | Low | High | Low | | | | | |
| RW000A1JCYA5 | BOK | 291 | 245 | 286 | 286 | 286 | 286 | +0.00 | 300 | 85,800 |
| RW000A1H63N6 | BLR | 180 | 125 | 0.00 | 0.00 | 175 | 175 | 0.00 | 0.00 | 0.00 |
| KE0000000380 | NMG | 1,200 | 1,200 | 0.00 | 0.00 | 1,200 | 1,200 | 0.00 | 0.00 | 0.00 |
| KE0000000315 | KCB | 370 | 328 | 0.00 | 0.00 | 328 | 328 | 0.00 | 0.00 | 0.00 |
| KE0000000489 | USL | 104 | 104 | 0.00 | 0.00 | 104 | 104 | 0.00 | 0.00 | 0.00 |
| KE0000000554 | EQTY | 440 | 440 | 0.00 | 0.00 | 440 | 440 | 0.00 | 0.00 | 0.00 |
| RW000A2DN989 | IMR | 45 | 0.00 | 0.00 | 0.00 | 45 | 45 | 0.00 | 0.00 | 0.00 |
| ZAE000244737 | RHB | 526 | 526 | 0.00 | 0.00 | 526 | 526 | 0.00 | 0.00 | 0.00 |
| RW000A2QAPH5 | CMR | 132 | 120 | 0.00 | 0.00 | 132 | 132 | 0.00 | 0.00 | 0.00 |
| RW000A3CNNB4 | MTNR | 180 | 171 | 0.00 | 0.00 | 172 | 172 | 0.00 | 0.00 | 0.00 |

| Market Status | |
|---------------|----------|
| 08h50-08h59 | Pre-Open |
| 09h00-12h00 | Open |
| 12h00-08h50 | Close |

| INDICES | Previous | Today | Points | Change % |
|---------------------------|----------|--------|--------|----------|
| RSI | 112.83 | 112.83 | +0.00 | +0.00 |
| ALSI | 143.65 | 143.65 | +0.00 | +0.00 |
| OTHER TRADING STAT | | | | |
| Shares traded | 0.00 | 300 | 300 | 100 |
| Equity Turnover | 0.00 | 85,800 | 85,800 | 100 |
| Number of deals | 0.00 | 1.00 | 1.00 | 100 |

| Exchange rate against Frw as at 30/06/2023 | | | |
|--|----------|----------|----------|
| Currency | Sell | Buy | Average |
| USD | 1,176.08 | 1,153.02 | 1,164.55 |
| KES | 8.36 | 8.20 | 8.28 |
| UGS | 0.32 | 0.31 | 0.31 |
| BIF | 0.41 | 0.40 | 0.41 |
| TZS | 0.48 | 0.47 | 0.48 |
| ZAR | 62.72 | 61.49 | 62.11 |
| Market Capitalization (Frw) | | | |
| 3,666,112,452,692 | | | |

4. INDICES



5. Bond market on 30/06/2023

A. Government bonds

| ISIN-CODE | Status | Security | Maturity | Coupon rate | Close. Price | Prev. Price | Bids | Offers | Bond traded |
|--------------|-----------|-----------------|------------|-------------|--------------|-------------|------|--------|-------------|
| RW000A1Z2RJ7 | | FXD2/2015/10yrs | 25/05/2025 | 12.925% | 104 | 104 | 0.00 | 0.00 | 0.00 |
| RW000A182K48 | | FXD2/2016/15Yrs | 09/05/2031 | 13.5% | 101 | 101 | 0.00 | 0.00 | 0.00 |
| RW000A19JG53 | | FXD2/2017/7Yrs | 17/05/2024 | 12.675% | 106.328 | 106.328 | 0.00 | 0.00 | 0.00 |
| RW000A19S1Q4 | Re-opened | FXD4/2017/7Yrs | 15/11/2024 | 12.40% | 100.2 | 100.2 | 0.00 | 0.00 | 0.00 |
| RW000A19HS6 | Re-opened | FXD2/2018/10Yrs | 12/05/2028 | 12.50% | 103.6 | 103.6 | 0.00 | 0.00 | 0.00 |
| RW000A194997 | Re-opened | FXD3/2018/15Yrs | 05/08/2033 | 12.9% | 103.5 | 103.5 | 0.00 | 0.00 | 0.00 |
| RW000A2RYEG9 | Re-opened | FXD1/2019/7Yrs | 13/02/2026 | 11.850% | 100.5 | 100.5 | 0.00 | 0.00 | 0.00 |
| RW000A2R26W1 | Re-opened | FXD2/2019/5Yrs | 17/05/2024 | 11.300% | 100.8 | 100.8 | 0.00 | 0.00 | 0.00 |
| RW000A2R64M3 | Re-opened | FXD3/2019/20Yrs | 29/07/2039 | 13.250% | 101.1 | 101.1 | 0.00 | 0.00 | 0.00 |
| RW000A2SA2Z6 | Re-opened | FXD5/2019/7Yrs | 13/11/2026 | 11.550% | 102.0565 | 102.0565 | 0.00 | 101 | 0.00 |
| RW000A28UBB2 | Re-opened | FXD2/2020/15Yrs | 02/02/2035 | 12.550% | 104 | 104 | 0.00 | 0.00 | 0.00 |
| RW000A28XYS2 | Re-opened | FXD4/2020/10Yrs | 10/05/2030 | 12.150% | 100.9 | 100.9 | 0.00 | 101 | 0.00 |

| | | | | | | | | | |
|--------------|-----------|-----------------|------------|---------|--------|--------|------|-------|------------|
| RW000A281XB8 | Re-opened | FXD5/2020/5Yrs | 18/08/2025 | 11.145% | 104 | 104 | 0.00 | 0.00 | 0.00 |
| RW000A281XA0 | Re-opened | FXD6/2020/20Yrs | 27/07/2040 | 13.150% | 106.2 | 106.2 | 0.00 | 0.00 | 0.00 |
| RW000A283W59 | Re-opened | FXD7/2020/7Yrs | 12/11/2027 | 11.435% | 102 | 102 | 0.00 | 0.00 | 0.00 |
| RW000A3KMCV0 | | FXD1/2021/5Yrs | 13/02/2026 | 11.00% | 101.56 | 101.56 | 0.00 | 0.00 | 0.00 |
| RW000A3KMCW8 | Re-opened | FXD2/2021/10Yrs | 07/02/2031 | 12.00% | 102 | 102 | 0.00 | 0.00 | 0.00 |
| RW000A3KQVN8 | Re-opened | FXD3/2021/15Yrs | 02/05/2036 | 12.50% | 101.7 | 101.7 | 0.00 | 101 | 0.00 |
| RW000A3KVKE0 | Re-opened | FXD4/2021/20Yrs | 26/07/2041 | 13.00% | 105.5 | 105.5 | 0.00 | 105 | 47,000,000 |
| RW000A3KZPF7 | | FXD5/2021/3Yrs | 15/11/2024 | 10.650% | 101.7 | 101.7 | 0.00 | 0.00 | 0.00 |
| RW000A3KZPG5 | Re-opened | FXD6/2021/7Yrs | 10/11/2028 | 11.425% | 102 | 102 | 0.00 | 100.2 | 0.00 |
| RW000A3K2MS4 | | FXD1/2022/5Yrs | 12/02/2027 | 11.00% | 103.65 | 103.65 | 0.00 | 0.00 | 0.00 |
| RW000A3K5X77 | Re-opened | FXD2/2022/10Yrs | 07/05/2032 | 12.15% | 100.2 | 100.2 | 0.00 | 100.3 | 0.00 |
| RW000A3K7Y09 | | FXD3/2022/3Yrs | 18/07/2025 | 10.85% | 105.3 | 105.3 | 0.00 | 0.00 | 0,00 |
| RW000A3K8U10 | Re-opened | FXD4/2022/15Yrs | 31/07/2037 | 12.75% | 104 | 104 | 0.00 | 103 | 0.00 |
| RW000A3LBNN5 | Re-opened | FXD5/2022/7Yrs | 09/11/2029 | 11.75% | 104 | 104 | 0.00 | 100.2 | 0.00 |
| RW000A3LDF00 | Re-opened | FXD1/2023/20Yrs | 26/12/2042 | 13.15% | 105 | 105 | 0.00 | 0.00 | 11,000,000 |
| RW000A3LJQT8 | | FXD2/2023/5Yrs | 16/06/2028 | 11.76% | 100 | 100 | 0.00 | 0.00 | 0.00 |
| RW000A3LJQS0 | | FXD3/2023/10Yrs | 10/06/2033 | 12.77% | 100 | 100 | 0.00 | 0.00 | 0.00 |

B. Corporate bonds

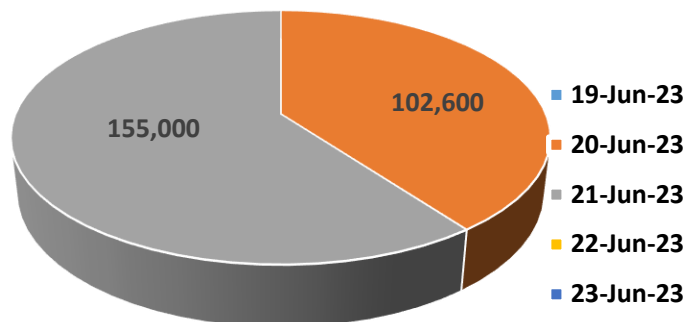
| ISIN-CODE | Status | Security | Maturity | Coupon rate | Close. Price | Prev. Price | Bids | Offers | Bond traded |
|--------------|--------|-----------------|------------|-------------|--------------|-------------|------|--------|-------------|
| RW000A3KU2U0 | | ECTL/2021/10Yrs | 11/06/2031 | 13.75% | 101.2 | 101.2 | 0.00 | 0.00 | 0.00 |

6. WEEKLY REPORT ON 30/06/2023

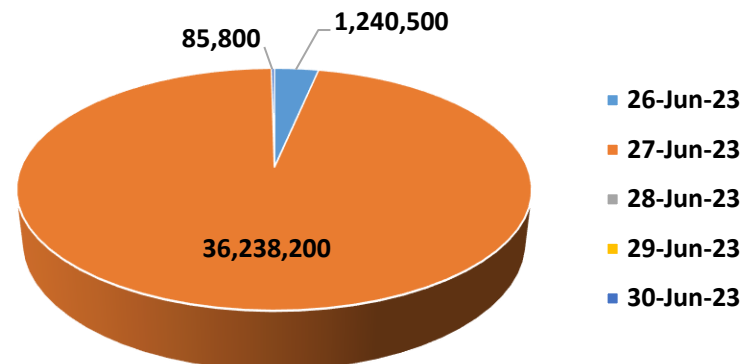
6.1. EQUITY MARKET

| PREVIOUS WEEK | | | | THIS WEEK | | | | VARIATION | |
|---------------|--------------|----------------|-------------|--------------|----------------|-------------------|-------------|-------------------|------------------|
| Date | Volume | Value (Frw) | Deals | Date | Volume | Value (Frw) | Deals | Change in value | % |
| 19-Jun-23 | 0.00 | 0.00 | 0.00 | 26-Jun-23 | 7,200 | 1,240,500 | 3.00 | 1,240,500 | 100 |
| 20-Jun-23 | 600 | 102,600 | 1.00 | 27-Jun-23 | 128,100 | 36,238,200 | 4.00 | 36,135,600 | 35,219.88 |
| 21-Jun-23 | 2,000 | 155,000 | 2.00 | 28-Jun-23 | 0.00 | 0.00 | 0.00 | (155,000) | (100) |
| 22-Jun-23 | 0.00 | 0.00 | 0.00 | 29-Jun-23 | 0.00 | 0.00 | 0.00 | 0.00 | 0.00 |
| 23-Jun-23 | 0.00 | 0.00 | 0.00 | 30-Jun-23 | 300 | 85,800 | 2.00 | 85,800 | 100 |
| TOTAL | 2,600 | 257,600 | 3.00 | TOTAL | 135,600 | 37,564,500 | 9.00 | 37,306,900 | 14,482.49 |

**Turnover for the week ended on Friday
23rd June 2023**



**Turnover for the week ended on Friday
30th June 2023**



6.2. **BOND MARKET:** During this week; the fixed income market recorded Frw 432,876,000 worth of bonds traded in 12 deals between Frw 100.1 – 104.

7. CORPORATE NEWS

- **Bralirwa Plc:** a cash dividend of Frw 21.91 per share (2021: 17.03) will be proposed to the Annual General Meeting of Shareholders on 5th June 2023. If approved, the proposed dividend will be paid on 30th June 2023. The dividend is equal to 100% of the net profit for the fiscal year 2022 and it is subject to withholding tax. Bralirwa shares will have a book close date of 31 May 2023, which means that the final dividend will be paid to all shareholders whose names appear in the Register of Shareholders at the close of business on 31 May 2023.
- **BK Group Plc:** The Annual General Meeting (the AGM) held on 19th May 2023 approved a final dividend for the year ended on 31st December 2022 at the annual dividend of Frw 32.5 per ordinary share, net of withholding tax, payable on or around 1st July 2023 to shareholders whose names stand on the register of members of the Company as of close of business on 13th June 2023.

- **Equity Group Holdings Plc: The Nineteenth Annual General Meeting of the Company held on Wednesday 28th June 2023 approved a first and final dividend of Kenya Shillings four (Kshs 4) per share in respect of the financial year ended 31st December 2022, to be paid on or about 30th June 2023 to the shareholders on the register as at the close of business on 19th May 2023.**