



RWANDA STOCK EXCHANGE MARKET REPORT FOR FRIDAY 30TH JULY 2021

1. Market overview

- Today's trading session recorded a turnover of Frw 10,440,160 worth of bonds traded in 2 deals on the fixed income market and Frw 162,000 from 3,600 IMR shares traded in 1 deal on the equities market.
- RSI and ALSI remained constant to close at 108.30 and 147.21 respectively.
- IMR counter closed at Frw 45 (Frw 45 previous). The trading session recorded a total turnover of Frw 162,000 from 3,600 shares traded in 1 deal.
- Equities counters closed as follows: BLR: Frw 120; BOK: Frw 235; CMR: Frw 120; MTNR: Frw 230; EQTY: Frw 440; KCB: Frw 370; NMG: Frw 1200; USL: Frw 104 and RHB: Frw 526

2. Closing bell

At the end of the formal trading hours; on BOK counter, there was an outstanding offer of 20,000 shares at Frw 240 and an outstanding bid of 1,700 shares at Frw 235. On MTNR counter, there were outstanding offers 1,303,000 shares between Frw 209-250 and no bids. On BLR counter, there were outstanding offers of 84,300 shares at Frw 120 and no bids. On CMR counter, there was an outstanding offer of 100,000 shares at Frw 120 and no bids. On IMR counter, there were outstanding offers of 204,000 shares at Frw 45 and no bid.

On bonds market; there were no offers and no bids.

3. Equities Market on 30/07/2021

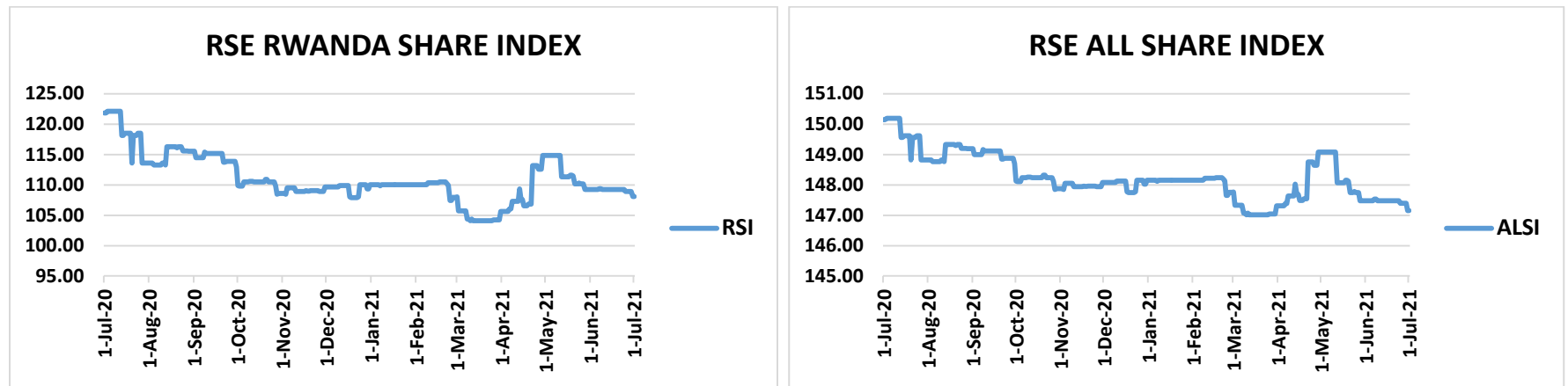
ISIN-CODE	Stock	Past 12 months		Today's session		Closing	Prev.	Change	Volume	Value
		High	Low	High	Low					
RW000A1JCYA5	BOK	260	225	0.00	0.00	235	235	0.00	0.00	0.00
RW000A1H63N6	BLR	139	114	0.00	0.00	120	120	0.00	0.00	0.00
KE0000000380	NMG	1,200	1,200	0.00	0.00	1,200	1,200	0.00	0.00	0.00
KE0000000315	KCB	370	370	0.00	0.00	370	370	0.00	0.00	0.00
KE0000000489	USL	104	104	0.00	0.00	104	104	0.00	0.00	0.00
KE0000000554	EQTY	440	440	0.00	0.00	440	440	0.00	0.00	0.00
RW000A2DN989	IMR	90	42	45	45	45	45	+0.00	3,600	162,000
ZAE000244737	RHB	526	526	0.00	0.00	526	526	0.00	0.00	0.00
RW000A2QAPH5	CMR	120	120	0.00	0.00	120	120	0.00	0.00	0.00
RW000A3CNNB4	MTNR	269	230	0.00	0.00	230	230	0.00	0.00	0.00

Market Status	
08h50-08h59	Pre- Open
09h00-12h00	Open
12h00-08h50	Close

INDICES	Previous	Today	Points	Change %
RSI	108.30	108.30	+0.00	+0.00
ALSI	147.21	147.21	+0.00	+0.00
OTHER TRADING STAT				
Shares traded	0.00	3,600	3,600	100
Equity Turnover	0.00	162,000	162,000	100
Number of deals	0.00	1.00	1.00	100

Exchange rate against Frw as at 30/07/2021			
Currency	Sell	Buy	Average
USD	999.81	980.20	990.01
KES	9.20	9.02	9.11
UGS	0.28	0.27	0.27
BIF	0.50	0.49	0.49
TZS	0.43	0.42	0.42
ZAR	68.63	67.28	67.95
Market Capitalization (Frw)			
3,753,454,578,286			

4. INDICES



5. Bond market on 30/07/2021

A. Government bonds

ISIN-CODE	Status	Security	Maturity	Coupon rate	Close. Price	Prev. Price	Bids	Offers	Bond traded
RW000A1ZTAM0		FXD4/2014/7yrs	19/11/2021	12.475%	101	101	0.00	0.00	0.00
RW000A1Z2RJ7		FXD2/2015/10yrs	25/05/2025	12.925%	103	103	0.00	0.00	0.00
RW000A182K48		FXD2/2016/15Yrs	09/05/2031	13.5%	103.5	103.5	0.00	0.00	0.00
RW000A185V91		FXD 3/2016/5Yrs	20/08/2021	12.25%	102.5	102.5	0.00	0.00	0.00
RW000A19D0U5		FXD1/2017/5Yrs	18/02/2022	12.375%	103.5	103.5	0.00	0.00	0.00
RW000A19JG53		FXD2/2017/7Yrs	17/05/2024	12.675%	103.73	103.73	0.00	0.00	0.00
RW000A19NL84		FXD3/2017/5Yrs	19/08/2022	12.200%	101.92	101.92	0.00	0.00	0.00
RW000A19S1Q4	Re-opened	FXD4/2017/7Yrs	15/11/2024	12.40%	100.5	100.5	0.00	0.00	0.00
RW000A19W8Z4		FXD1/2018/5Yrs	17/02/2023	11.80%	105.7	105.7	0.00	0.00	0.00
RW000A19HS6	Re-opened	FXD2/2018/10Yrs	12/05/2028	12.50%	102	102	0.00	0.00	0.00
RW000A194997	Re-opened	FXD3/2018/15Yrs	05/08/2033	12.9%	105.56	105.56	0.00	0.00	0.00
RW000A2RUZ00		FXD4/2018/3Yrs	19/11/2021	11.150%	103.5	103.5	0.00	0.00	0.00
RW000A2RYEG9	Re-opened	FXD1/2019/7Yrs	13/02/2026	11.850%	105.11	105.11	0.00	0.00	0.00
RW000A2R26W1	Re-opened	FXD2/2019/5Yrs	17/05/2024	11.300%	102.5	102.5	0.00	0.00	0.00
RW000A2R64M3	Re-opened	FXD3/2019/20Yrs	29/07/2039	13.250%	106.3	106.3	0.00	0.00	0.00
RW000A2SA2Y9	Re-opened	FXD4/2019/3Yrs	18/11/2022	10.950%	101	101	0.00	0.00	0.00
RW000A2SA2Z6	Re-opened	FXD5/2019/7Yrs	13/11/2026	11.550%	102.06	102.06	0.00	0.00	0.00
RW000A2SB2X0		FXD1/2020/3Yrs	20/01/2023	10.800%	103	103	0.00	0.00	0.00

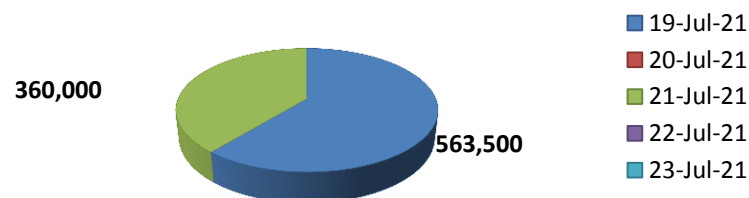
RW000A28UBB2	Re-opened	FXD2/2020/15Yrs	02/02/2035	12.550%	102.6	102.6	0.00	0.00	0.00
RW000A28VKN6		FXD3/2020/3Yrs	24/03/2023	10.650%	100.04	100.04	0.00	0.00	0.00
RW000A28XYS2	Re-opened	FXD4/2020/10Yrs	10/05/2030	12.150%	102.17	102.17	0.00	0.00	0.00
RW000A281XB8	Re-opened	FXD5/2020/5Yrs	18/08/2025	11.145%	101	101	0.00	0.00	0.00
RW000A281XA0	Re-opened	FXD6/2020/20Yrs	27/07/2040	13.150%	106	106	0.00	0.00	0.00
RW000A283W59	Re-opened	FXD7/2020/7Yrs	12/11/2027	11.435%	102.04	102.04	0.00	0.00	400,000
RW000A3KMCV0		FXD1/2021/5Yrs	13/02/2026	11.00%	100	100	0.00	0.00	0.00
RW000A3KMCW8	Re-opened	FXD2/2021/10Yrs	07/02/2031	12.00%	104.5	105	0.00	0.00	9,600,000
RW000A3KQVN8		FXD3/2021/15Yrs	02/05/2036	12.50%	102.5	102.5	0.00	0.00	0.00

6. WEEKLY REPORT ON 30/07/2021

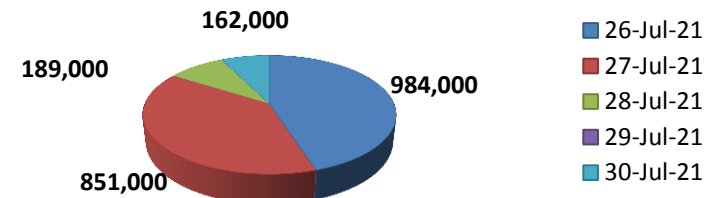
1. EQUITY MARKET

PREVIOUS WEEK				THIS WEEK				VARIATION	
Date	Volume	Value (Frw)	Deals	Date	Volume	Value (Frw)	Deals	Change in value	%
19-Jul-21	8,000	563,500	2	26-Jul-21	8,200	984,000	1	420,500	74.62
20-Jul-21	-	-	-	27-Jul-21	3,700	851,000	1	851,000	100
21-Jul-21	8,000	360,000	2	28-Jul-21	4,200	189,000	1	-171,000	-47.50
22-Jul-21	0.00	0.00	0.00	29-Jul-21	0.00	0.00	0.00	0.00	0.00
23-Jul-21	0.00	0.00	0.00	30-Jul-21	3,600	162,000	1	162,000	100
TOTAL	16,000	923,500	4.00	TOTAL	19,700	2,186,000	4	1,262,500	136.70

Turnover for the week ended on Friday 23rd July, 2021



Turnover for the week ended on Friday 30th July, 2021



2. **BOND MARKET:** During this week, the fixed income recorded Frw 726,650,870 worth of bonds traded in 9 deals at between Frw 101 and 105.56.

7. CORPORATE NEWS

- **The BK Group Plc Annual General Meeting of shareholders approved the dividend payout ratio of 50% of the Group Net Income in respect of the 2020 financial year. However, following the recommendation from the Regulator (BNR), Directors do not recommend dividend payment for the year ended 31st December 2020 due to uncertainties arising from the COVID-19 pandemic and its impact on liquidity. This will be subject to further guidance from BNR.**
- **Nation Media Group Plc Annual General Meeting of shareholders has approved the buyback of up to ten percent (10%) of the Company's issued and paid-up share capital. The buyback is by way of open market purchases at KES 25 per ordinary share through the Nairobi Securities Exchange trading platform. The offer opened on 28th June 2021 and is expected to close on the earliest of the Company buying up to 10% of its issued share capital or at 3:00pm on Friday 24th September, 2021.**