



RWANDA STOCK EXCHANGE MARKET REPORT FOR FRIDAY 30TH APRIL 2021

1. Market overview

- Today's trading session recorded on the equities market a total of Frw 163.04 million dominated by Bralirwa counter which traded 1.478 million shares done OTC while the fixed income market recorded Frw 31,590,000 worth of bonds traded in 1 deal
- RSI and ALSI remained constant to close at 114.85 and 149.08 respectively.
- BLR counter closed at Frw 110 (Frw 110 previous). The trading session recorded a total turnover of Frw 162,580,000 from 1,478,000 shares traded in 2 deals.
- IMR counter closed at Frw 45 (Frw 45 previous). The trading session recorded a total turnover of Frw 346,500 from 7,700 shares traded in 1 deal.
- BOK counter closed at Frw 235 (Frw 235 previous). The trading session recorded a total turnover of Frw 117,500 from 500 shares traded in 1 deal.
- Equities counters closed as follows: CTL: Frw 190; CMR: Frw 120; EQTY: Frw 440; KCB: Frw 370; NMG: Frw 1200; USL: Frw 104 and RHB: Frw 526

2. Closing bell

At the end of the formal trading hours; on BOK counter, there were outstanding offers of 513,800 shares between Frw 235-240 and no bids. On BLR counter, there were outstanding bids of 22,600 shares between Frw 90-110 and no offers. On IMR counter, there was an outstanding offer of 858,700 shares at Frw 45 and no bids. On CMR counter, there was an outstanding offer of 100,000 shares at Frw 120 and no bids.

On bonds market; there were no offers and no bids.

3. Equities Market on 30/04/2021

ISIN-CODE	Stock	Past 12 months		Today's session		Closing	Prev.	Change	Volume	Value
		High	Low	High	Low					
RW000A1JCYA5	BOK	260	225	235	235	235	235	+0.00	7,700	346,500
RW000A1H63N6	BLR	139	100	110	110	110	110	+0.00	1,478,000	162,580,000
KE0000000380	NMG	1,200	1,200	0.00	0.00	1,200	1,200	0.00	0.00	0.00
KE0000000315	KCB	370	370	0.00	0.00	370	370	0.00	0.00	0.00
KE0000000489	USL	104	104	0.00	0.00	104	104	0.00	0.00	0.00
KE0000000554	EQTY	440	440	0.00	0.00	440	440	0.00	0.00	0.00
RW000A14UYP4	CTL*	200	70	-	-	190**	-	-	-	-
RW000A2DN989	IMR	90	42	45	45	45	45	+0.00	500	117,500
ZAE000244737	RHB	0.00	0.00	0.00	0.00	526	526	0.00	0.00	0.00
RW000A2QAPH5	CMR	0.00	0.00	0.00	0.00	120	120	0.00	0.00	0.00

Market Status	
08h50-08h59	Pre- Open
09h00-12h00	Open
12h00-08h50	Close

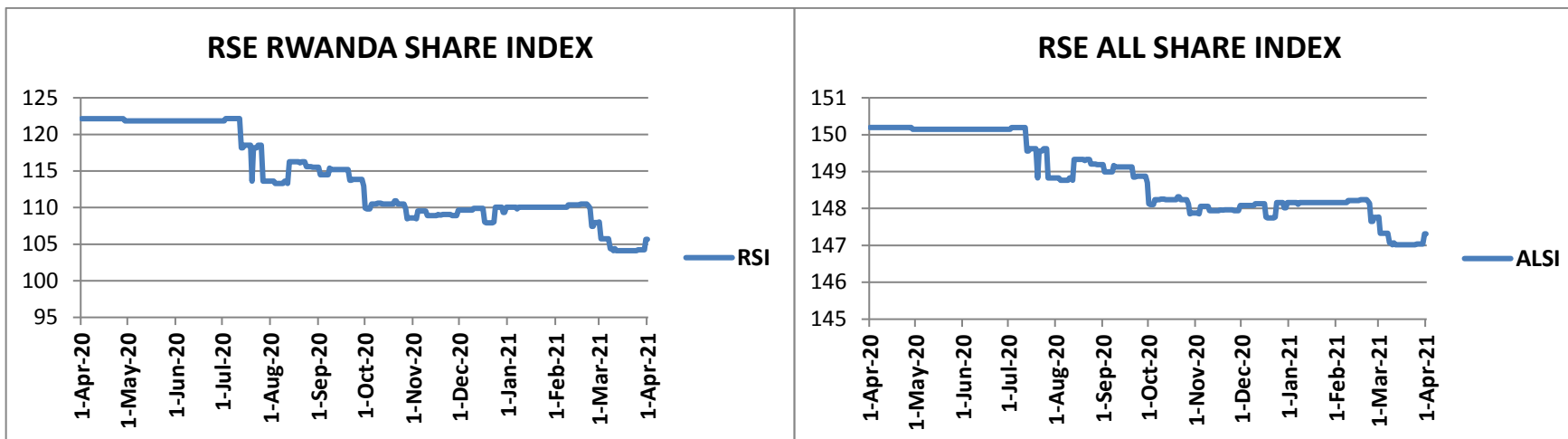
*: Suspended from trading on CTL Counter waiting for its official delisting and subsequent listing of MTN Rwandacell Plc on 04th May 2021.

** : Final closing price on April 26th,2021.

INDICES	Previous	Today	Points	Change %
RSI	114.85	114.85	+0.00	+0.00
ALSI	149.08	149.08	+0.00	+0.00
OTHER TRADING STAT				
Shares traded	9,000	1,486,200	1,477,200	16,413.33
Equity Turnover	697,500	163,044,000	162,346,500	23,275.48
Number of deals	7.00	4.00	(3.00)	(42.85)

Exchange rate against Frw as at 30/04/2021			
Currency	Sell	Buy	Average
USD	991.85	972.41	982.13
KES	9.19	9.01	9.10
UGS	0.27	0.27	0.27
BIF	0.50	0.49	0.50
TZS	0.42	0.41	0.42
ZAR	69.38	68.02	68.70
Market Capitalization (Frw)			
3,483,798,651,086			

4. INDICES



5. Bond market on 30/04/2021

A. Government bonds

ISIN-CODE	Status	Security	Maturity	Coupon rate	Close. Price	Prev. Price	Bids	Offers	Bond traded
RW000A1ZTAM0		FXD4/2014/7yrs	19/11/2021	12.475%	101	101	0.00	0.00	0.00
RW000A1Z2RJ7		FXD2/2015/10yrs	25/05/2025	12.925%	103	103	0.00	0.00	0.00
RW000A182K48		FXD2/2016/15Yrs	09/05/2031	13.5%	103.5	103.5	0.00	0.00	0.00
RW000A185V91		FXD 3/2016/5Yrs	20/08/2021	12.25%	102.5	102.5	0.00	0.00	0.00
RW000A19D0U5		FXD1/2017/5Yrs	18/02/2022	12.375%	103.5	103.5	0.00	0.00	0.00
RW000A19JG53		FXD2/2017/7Yrs	17/05/2024	12.675%	104.1	104.1	0.00	0.00	0.00
RW000A19NL84		FXD3/2017/5Yrs	19/08/2022	12.200%	103	103	0.00	0.00	0.00
RW000A19S1Q4	Re-opened	FXD4/2017/7Yrs	15/11/2024	12.40%	103.6	103.6	0.00	0.00	0.00
RW000A19W8Z4		FXD1/2018/5Yrs	17/02/2023	11.80%	104.5	104.5	0.00	0.00	0.00
RW000A19HS6	Re-opened	FXD2/2018/10Yrs	12/05/2028	12.50%	103	103	0.00	0.00	0.00
RW000A194997	Re-opened	FXD3/2018/15Yrs	05/08/2033	12.9%	100.5	100.5	0.00	0.00	0.00
RW000A2RUZ00		FXD4/2018/3Yrs	19/11/2021	11.150%	104.485	104.485	0.00	0.00	0.00
RW000A2RYEG9	Re-opened	FXD1/2019/7Yrs	13/02/2026	11.850%	101.8	101.8	0.00	0.00	0.00
RW000A2R26W1	Re-opened	FXD2/2019/5Yrs	17/05/2024	11.300%	105	105	0.00	0.00	0.00
RW000A2R64M3	Re-opened	FXD3/2019/20Yrs	29/07/2039	13.250%	100.5	100.5	0.00	0.00	0.00
RW000A2SA2Y9	Re-opened	FXD4/2019/3Yrs	18/11/2022	10.950%	104.369	104.369	0.00	0.00	0.00
RW000A2SA2Z6	Re-opened	FXD5/2019/7Yrs	13/11/2026	11.550%	104.7	104.7	0.00	0.00	0.00
RW000A2SB2X0		FXD1/2020/3Yrs	20/01/2023	10.800%	103	103	0.00	0.00	0.00
RW000A28UBB2	Re-opened	FXD2/2020/15Yrs	02/02/2035	12.550%	100.5	100.5	0.00	0.00	0.00

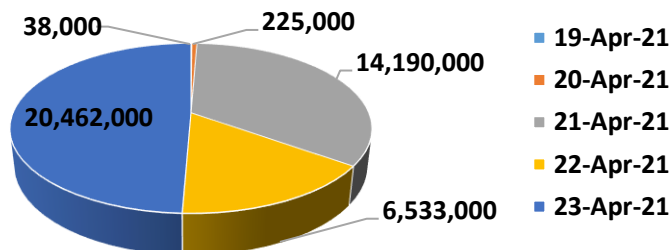
RW000A28VKN6		FXD3/2020/3Yrs	24/03/2023	10.650%	103.1	103.1	0.00	0.00	0.00
RW000A28XYS2	Re-opened	FXD4/2020/10Yrs	10/05/2030	12.150%	105.3	104	0.00	0.00	30,000,000
RW000A281XB8	Re-opened	FXD5/2020/5Yrs	18/08/2025	11.145%	101	101	0.00	0.00	0.00
RW000A281XA0	Re-opened	FXD6/2020/20Yrs	27/07/2040	13.150%	103.5	103.5	0.00	0.00	0.00
RW000A283W59	Re-opened	FXD7/2020/7Yrs	12/11/2027	11.435%	104.5	104.5	0.00	0.00	0.00
RW000A3KMCV0		FXD1/2021/5Yrs	13/02/2026	11.00%	100	100	0.00	0.00	0.00
RW000A3KMCW8		FXD2/2021/10Yrs	07/02/2031	12.00%	103.94	103.94	0.00	0.00	0.00

6. WEEKLY REPORT ON 30/04/2021

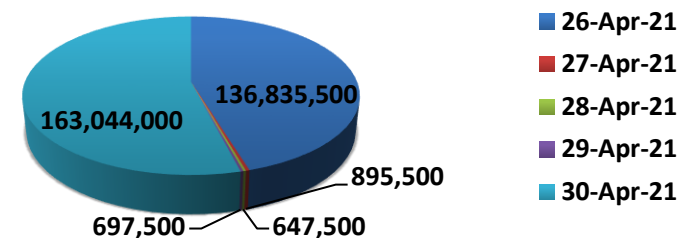
1. EQUITY MARKET

PREVIOUS WEEK				THIS WEEK				VARIATION	
Date	Volume	Value (Frw)	Deals	Date	Volume	Value (Frw)	Deals	Change in value	%
19-Apr-21	400	38,000	1.00	26-Apr-21	704,700	136,835,500	10	136,797,500	359,993.42
20-Apr-21	5,000	225,000	2.00	27-Apr-21	19,900	895,500	2	670,500	298
21-Apr-21	62,000	14,190,000	3.00	28-Apr-21	8,500	647,500	3	(13,542,500)	(95.43)
22-Apr-21	50,300	6,533,000	9.00	29-Apr-21	9,000	697,500	7	(5,835,500)	(89.32)
23-Apr-21	113,500	20,462,000	5.00	30-Apr-21	1,486,200	163,044,000	4	142,582,000	696.81
TOTAL	231,200	41,448,000	20.00	TOTAL	2,228,300	302,120,000	26.00	260,672,000	628.91

Turnover for the week ended on Friday 23rd April, 2021



Turnover for the week ended on Friday 30th April, 2021



2. **BOND MARKET:** During this week, the fixed income recorded Frw 552,550,000 worth of bonds traded in 3 deals between Frw 103.94 -105.3

7. CORPORATE NEWS

- The Directors of KCB Group Plc. (the “Group”) have recommended a first and final dividend of Kes. 1.00 on the issued and paid up share capital of the company subject to shareholders approval. The final dividend will be payable to the members of the company on the share register at the close of business on 26 April 2021. If approved, the full dividend per share for the year ended 31 December 2020 will be Kes. 1.00 for each ordinary share.
- The Equity Group Holdings Board of Directors did not recommend payment of a dividend in respect of the year ended 31 December 2020 subject to the next Annual General Meeting.
- The BK Group Plc Board of Directors reiterates that the dividends of Frw 14.4 per ordinary share as approved in the Annual General Meeting on 20th May 2020 will be disbursed immediately after Central Bank approval. Consequently, Directors do not recommend any dividend distribution in respect of FY2020 to preserve liquidity and capital.
- The Directors of BRALIRWA Plc have proposed a payment of cash dividend for 2020 of Frw 8.75 per share Subject to approval of shareholders at the BRALIRWA Plc Annual General Meeting scheduled on 20th May 2021, the said dividend will be paid on 20th June 2021 subject to withholding tax. The book close date for BRALIRWA shares will be 25th May 2021 such that the final dividend will be paid to all shareholders whose name(s) appear in the register of Shareholders at close of business on 25th May 2021.
- MTN Rwandacell Plc is pleased to announce that it will list on the Rwanda Stock Exchange on 04th May 2021. The listing of MTN Rwanda will see 1,350,886,600 ordinary shares with a nominal value of Frw 1 each being registered with RSE at an initial listing price of Frw 269 per ordinary share. CTL shareholder will become direct shareholders whereby each shareholder will receive one share in MTN Rwanda for each share owned in CTL and be able to trade their MTN Rwanda shares in the RSE with main activities for the counter set on the following key dates: 26th April 2021 suspension of CTL trading; 28th April, 2021 as the CTL’s record date which is a full settlement cycle from the last traded positions. On 04th May 2021: Delisting of CTL and subsequent listing of MTN Rwandacell.