



## RWANDA STOCK EXCHANGE MARKET REPORT FOR FRIDAY 29<sup>TH</sup> JULY 2022

### 1. Market overview

- The trading session recorded a turnover of Frw 62,845,000 worth of bonds traded in 2 deals on the fixed income market and Frw 2,865,300 from 17,300 shares traded in 4 deals on the equities market.
- RSI and ALSI remained constant to close at 107.51 and 146.99 respectively.
- BOK counter closed at Frw 265 (Frw 265 previous). The trading session recorded a total turnover of Frw 2,538,500 from 9,700 shares traded in 3 deals.
- IMR counter closed at Frw 43 (Frw 43 previous). The trading session recorded a total turnover of Frw 326,800 from 7,600 shares traded in 1 deal.
- Equities counters closed as follows: BLR: Frw 160; MTNR: Frw 177; CMR: Frw 120; EQTY: Frw 440; KCB: Frw 370; NMG: Frw 1200; USL: Frw 104 and RHB: Frw 526

### 2. Closing bell

At the end of the formal trading hours; On the BOK counter, there was an outstanding offer of 479,500 shares at Frw 272 and an outstanding bid of 25,000 shares at Frw 240. On MTNR counter, there were outstanding offers of 1,406,300 shares between Frw 177 - 180 and no bids. On BLR counter, there were outstanding offers of 115,000 shares between Frw 165 - 176 and no bids. On IMR counter, there were outstanding offers of 360,900 shares between Frw 43 - 45 and no bids. On CMR counter, there were outstanding offers of 112,000 shares at Frw 120 and no bids.

On the bonds market, there was no offers and no bids.

### 3. Equities Market on 29/07/2022

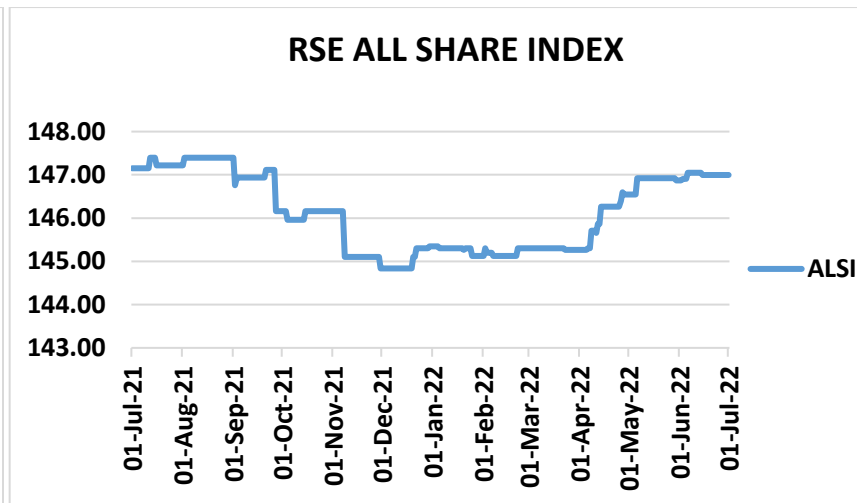
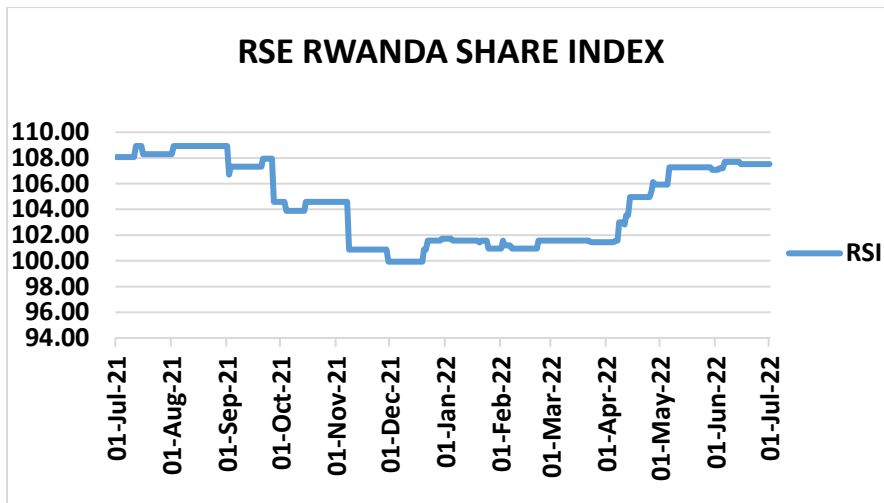
| ISIN-CODE    | Stock | Past 12 months |       | Today's session |      | Closing | Prev. | Change | Volume | Value     |
|--------------|-------|----------------|-------|-----------------|------|---------|-------|--------|--------|-----------|
|              |       | High           | Low   | High            | Low  |         |       |        |        |           |
| RW000A1JCYA5 | BOK   | 272            | 235   | 265             | 265  | 265     | 265   | +0.00  | 9,700  | 2,538,500 |
| RW000A1H63N6 | BLR   | 160            | 114   | 0.00            | 0.00 | 160     | 160   | 0.00   | 0.00   | 0.00      |
| KE0000000380 | NMG   | 1,200          | 1,200 | 0.00            | 0.00 | 1,200   | 1,200 | 0.00   | 0.00   | 0.00      |
| KE0000000315 | KCB   | 370            | 370   | 0.00            | 0.00 | 370     | 370   | 0.00   | 0.00   | 0.00      |
| KE0000000489 | USL   | 104            | 104   | 0.00            | 0.00 | 104     | 104   | 0.00   | 0.00   | 0.00      |
| KE0000000554 | EQTY  | 440            | 440   | 0.00            | 0.00 | 440     | 440   | 0.00   | 0.00   | 0.00      |
| RW000A2DN989 | IMR   | 45             | 43    | 43              | 43   | 43      | 43    | +0.00  | 7,600  | 326,800   |
| ZAE000244737 | RHB   | 526            | 526   | 0.00            | 0.00 | 526     | 526   | 0.00   | 0.00   | 0.00      |
| RW000A2QAPH5 | CMR   | 120            | 120   | 0.00            | 0.00 | 120     | 120   | 0.00   | 0.00   | 0.00      |
| RW000A3CNNB4 | MTNR  | 230            | 175   | 0.00            | 0.00 | 177     | 177   | 0.00   | 0.00   | 0.00      |

| Market Status |          |
|---------------|----------|
| 08h50-08h59   | Pre-Open |
| 09h00-12h00   | Open     |
| 12h00-08h50   | Close    |

| INDICES                   | Previous | Today     | Points    | Change % |
|---------------------------|----------|-----------|-----------|----------|
| RSI                       | 107.51   | 107.51    | +0.00     | +0.00    |
| ALSI                      | 146.99   | 146.99    | +0.00     | +0.00    |
| <b>OTHER TRADING STAT</b> |          |           |           |          |
| Shares traded             | 0.00     | 17,300    | 17,300    | 100      |
| Equity Turnover           | 0.00     | 2,865,300 | 2,865,300 | 100      |
| Number of deals           | 0.00     | 4.00      | 4.00      | 100      |

| Exchange rate against Frw as at 29/07/2022 |          |          |          |
|--|----------|----------|----------|
| Currency                                   | Sell     | Buy      | Average  |
| USD  | 1,039.00 | 1,018.63 | 1,028.82 |
| KES  | 8.74     | 8.57     | 8.66     |
| UGS  | 0.26     | 0.26     | 0.26     |
| BIF  | 0.50     | 0.49     | 0.49     |
| TZS  | 0.44     | 0.43     | 0.44     |
| ZAR  | 63.12    | 61.88    | 62.50    |
| <b>Market Capitalization (Frw)</b>         |          |          |          |
| <b>3,747,754,739,946</b>                   |          |          |          |

#### 4. INDICES



#### 5. Bond market on 29/07/2022

##### A. Government bonds

| ISIN-CODE    | Status    | Security        | Maturity   | Coupon rate | Close. Price | Prev. Price | Bids | Offers | Bond traded |
|--------------|-----------|-----------------|------------|-------------|--------------|-------------|------|--------|-------------|
| RW000A1Z2RJ7 |           | FXD2/2015/10yrs | 25/05/2025 | 12.925%     | 105          | 105         | 0.00 | 0.00   | 0.00        |
| RW000A182K48 |           | FXD2/2016/15Yrs | 09/05/2031 | 13.5%       | 105.2        | 105.2       | 0.00 | 0.00   | 0.00        |
| RW000A19JG53 |           | FXD2/2017/7Yrs  | 17/05/2024 | 12.675%     | 103          | 103         | 0.00 | 0.00   | 0.00        |
| RW000A19NL84 |           | FXD3/2017/5Yrs  | 19/08/2022 | 12.200%     | 104.7486     | 104.7486    | 0.00 | 0.00   | 0.00        |
| RW000A19S1Q4 | Re-opened | FXD4/2017/7Yrs  | 15/11/2024 | 12.40%      | 102.1        | 102.1       | 0.00 | 0.00   | 0.00        |
| RW000A19W8Z4 |           | FXD1/2018/5Yrs  | 17/02/2023 | 11.80%      | 104          | 104         | 0.00 | 0.00   | 0.00        |
| RW000A19HS6  | Re-opened | FXD2/2018/10Yrs | 12/05/2028 | 12.50%      | 101.5        | 101.5       | 0.00 | 0.00   | 0.00        |
| RW000A194997 | Re-opened | FXD3/2018/15Yrs | 05/08/2033 | 12.9%       | 103.4        | 103.4       | 0.00 | 0.00   | 0.00        |
| RW000A2RYEG9 | Re-opened | FXD1/2019/7Yrs  | 13/02/2026 | 11.850%     | 104          | 104         | 0.00 | 0.00   | 0.00        |
| RW000A2R26W1 | Re-opened | FXD2/2019/5Yrs  | 17/05/2024 | 11.300%     | 101.6        | 101.6       | 0.00 | 0.00   | 0.00        |
| RW000A2R64M3 | Re-opened | FXD3/2019/20Yrs | 29/07/2039 | 13.250%     | 105          | 105         | 0.00 | 0.00   | 0.00        |
| RW000A2SA2Y9 | Re-opened | FXD4/2019/3Yrs  | 18/11/2022 | 10.950%     | 102          | 102         | 0.00 | 0.00   | 0.00        |
| RW000A2SA2Z6 | Re-opened | FXD5/2019/7Yrs  | 13/11/2026 | 11.550%     | 105.371      | 105.371     | 0.00 | 0.00   | 0.00        |
| RW000A2SB2X0 |           | FXD1/2020/3Yrs  | 20/01/2023 | 10.800%     | 103          | 103         | 0.00 | 0.00   | 0.00        |
| RW000A28UBB2 | Re-opened | FXD2/2020/15Yrs | 02/02/2035 | 12.550%     | 103          | 103         | 0.00 | 0.00   | 0.00        |
| RW000A28VKN6 |           | FXD3/2020/3Yrs  | 24/03/2023 | 10.650%     | 103.55       | 103.55      | 0.00 | 0.00   | 0.00        |
| RW000A28XYS2 | Re-opened | FXD4/2020/10Yrs | 10/05/2030 | 12.150%     | 103          | 103         | 0.00 | 0.00   | 0.00        |

|                     |           |                 |            |         |       |       |      |      |            |
|---------------------|-----------|-----------------|------------|---------|-------|-------|------|------|------------|
| <b>RW000A281XB8</b> | Re-opened | FXD5/2020/5Yrs  | 18/08/2025 | 11.145% | 104.4 | 104.4 | 0.00 | 0.00 | 0.00       |
| <b>RW000A281XA0</b> | Re-opened | FXD6/2020/20Yrs | 27/07/2040 | 13.150% | 107.5 | 107   | 0.00 | 0.00 | 55,600,000 |
| <b>RW000A283W59</b> | Re-opened | FXD7/2020/7Yrs  | 12/11/2027 | 11.435% | 104.5 | 104.5 | 0.00 | 0.00 | 0.00       |
| <b>RW000A3KMCV0</b> |           | FXD1/2021/5Yrs  | 13/02/2026 | 11.00%  | 100.1 | 100.1 | 0.00 | 0.00 | 0.00       |
| <b>RW000A3KMCW8</b> | Re-opened | FXD2/2021/10Yrs | 07/02/2031 | 12.00%  | 104.1 | 104.1 | 0.00 | 0.00 | 0.00       |
| <b>RW000A3KQVN8</b> | Re-opened | FXD3/2021/15Yrs | 02/05/2036 | 12.50%  | 102.5 | 102.5 | 0.00 | 0.00 | 3,000,000  |
| <b>RW000A3KVKE0</b> | Re-opened | FXD4/2021/20Yrs | 26/07/2041 | 13.00%  | 106.4 | 106.4 | 0.00 | 0.00 | 0.00       |
| <b>RW000A3KZPF7</b> |           | FXD5/2021/3Yrs  | 15/11/2024 | 10.650% | 101.7 | 101.7 | 0.00 | 0.00 | 0.00       |
| <b>RW000A3KZPG5</b> | Re-opened | FXD6/2021/7Yrs  | 10/11/2028 | 11.425% | 102   | 102   | 0.00 | 0.00 | 0.00       |
| <b>RW000A3K2MS4</b> |           | FXD1/2022/5Yrs  | 12/02/2027 | 11.00%  | 104.8 | 104.8 | 0.00 | 0.00 | 0.00       |
| <b>RW000A3K5X77</b> |           | FXD2/2022/10Yrs | 07/05/2032 | 12.15%  | 101.1 | 101.1 | 0.00 | 0.00 | 0.00       |
| <b>RW000A3K7Y09</b> |           | FXD3/2022/3Yrs  | 18/07/2025 | 10.85%  | 100   | 100   | 0.00 | 0.00 | 0.00       |

## B. Corporate bonds

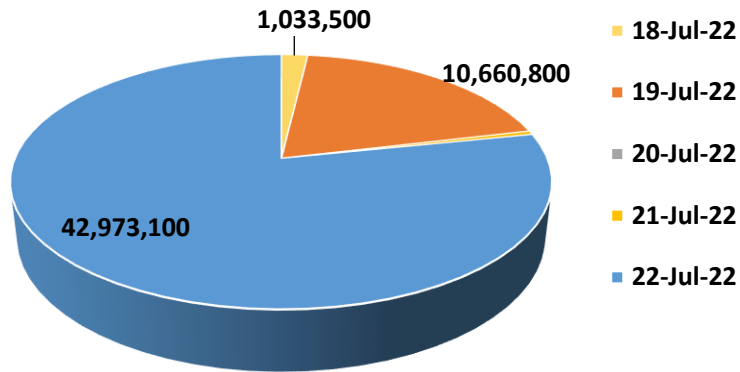
| ISIN-CODE           | Status | Security        | Maturity   | Coupon rate | Close. Price | Prev. Price | Bids | Offers | Bond traded |
|---------------------|--------|-----------------|------------|-------------|--------------|-------------|------|--------|-------------|
| <b>RW000A3KU2U0</b> |        | ECTL/2021/10Yrs | 11/06/2031 | 13.75%      | 103.3        | 103.3       | 0.00 | 0.00   | 0.00        |

## 6. WEEKLY REPORT ON 29/07/2022

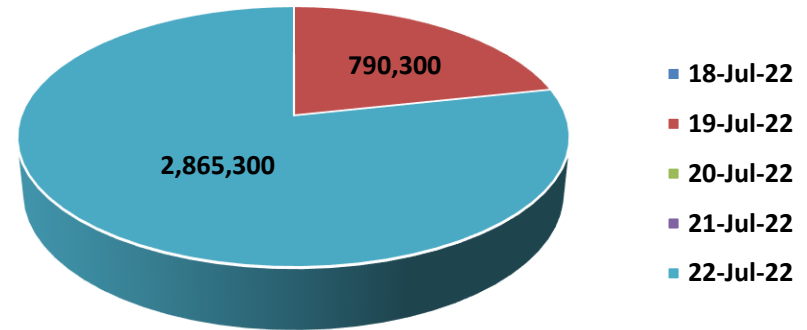
### 6.1. EQUITY MARKET

| PREVIOUS WEEK     |                |                   |              | THIS WEEK         |               |                  |             | VARIATION           |                |
|-------------------|----------------|-------------------|--------------|-------------------|---------------|------------------|-------------|---------------------|----------------|
| Date              | Volume         | Value (Frw)       | Deals        | Date              | Volume        | Value (Frw)      | Deals       | Change in value     | %              |
| <b>18-July-22</b> | 9,000          | 1,033,500         | -            | <b>25-July-22</b> | 0.00          | 0.00             | 0.00        | (1,033,500)         | (100.00)       |
| <b>19-July-22</b> | 73,100         | 10,660,800        | 6.00         | <b>26-July-22</b> | 9,400         | 790,300          | 2.00        | (9,870,500)         | (92.58)        |
| <b>20-July-22</b> | 0.00           | 0.00              | 0.00         | <b>27-July-22</b> | 0.00          | 0.00             | 0.00        | 0.00                | 0.00           |
| <b>21-July-22</b> | 1,000          | 265,000           | 1.00         | <b>28-July-22</b> | 0.00          | 0.00             | 0.00        | (265,000)           | (100)          |
| <b>22-July-22</b> | 280,100        | 42,973,100        | 7.00         | <b>29-July-22</b> | 17,300        | 2,865,300        | 4.00        | (40,107,800)        | (93.33)        |
| <b>TOTAL</b>      | <b>363,200</b> | <b>54,932,400</b> | <b>14.00</b> | <b>TOTAL</b>      | <b>26,700</b> | <b>3,655,600</b> | <b>6.00</b> | <b>(51,276,800)</b> | <b>(93.34)</b> |

**Turnover for the week ended on Friday  
22nd July, 2022**



**Turnover for the week ended on Friday 29th  
July, 2022**



**6.2 BOND MARKET:** During this week; the fixed income market recorded Frw 2,246,311,900 worth of bonds traded in 14 deals between Frw 102.1 – 107.5.

## 7. CORPORATE NEWS

- RH BOPHELO Ltd:** The Annual General Meeting of shareholders will be held virtually on Friday 12<sup>th</sup> August 2022 to transact the business as set out in the notice of the AGM which forms part of the Integrated Annual Report available at [www.rhbophelo.co.za](http://www.rhbophelo.co.za)