



RWANDA STOCK EXCHANGE MARKET REPORT FOR FRIDAY 27TH JANUARY 2023

1. Market overview

- The trading session recorded a total turnover of Frw 249,900 from 2,100 shares traded in 3 deals on the equities market while the fixed income market remained quiet.
- RSI and ALSI remained constant to close at 109.63 and 142.74 respectively.
- MTNR counter closed at Frw 175 (Frw 175 previous). The trading session recorded a total turnover of Frw 210,000 from 1,200 shares traded in 1 deal.
- IMR counter closed at Frw 45 (Frw 45 previous). The trading session recorded a total turnover of Frw 39,900 from 600 shares traded in 2 deals.
- Equities counters closed as follows: BLR: Frw 170; BOK: Frw 271; CMR: Frw 120; EQTY: Frw 440; KCB: Frw 328; NMG: Frw 1200; USL: Frw 104 and RHB: Frw 526

2. Closing bell

At the end of the formal trading hours; On the BOK counter, there were outstanding offers of 39,600 shares between Frw 271 - 272 and no bids. On MTNR counter, there were outstanding offers of 1,237,100 shares between Frw 175 - 180 and no bids. On BLR counter, there was an outstanding offer of 1,800 shares at Frw 170 and no bids. On IMR counter, there were outstanding offers of 253,900 shares at Frw 45 and no bids. On CMR counter, there were outstanding bids of 1,100 shares between Frw 120 - 122 and no offers.

On the bonds market, there were no offers and no bids.

3. Equities Market on 27/01/2023

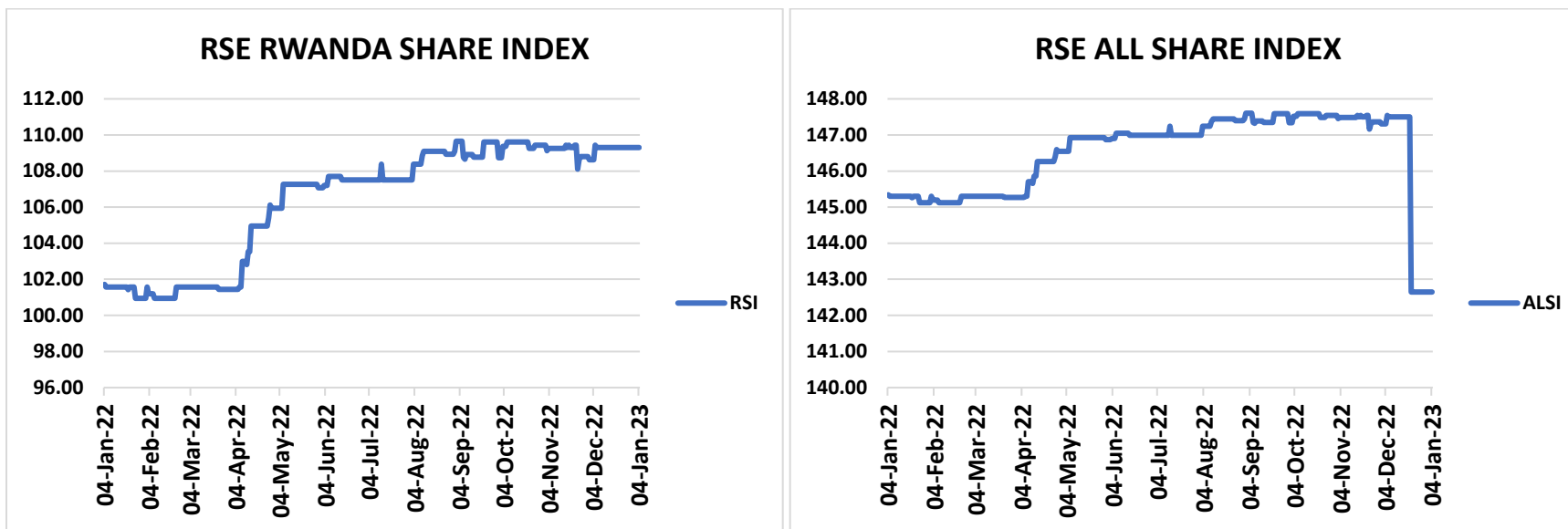
| ISIN-CODE | Stock | Past 12 months | | Today's session | | Closing | Prev. | Change | Volume | Value |
|--------------|-------|----------------|-------|-----------------|------|---------|-------|--------|--------|---------|
| | | High | Low | High | Low | | | | | |
| RW000A1JCYA5 | BOK | 272 | 235 | 0.00 | 0.00 | 271 | 271 | 0.00 | 0.00 | 0.00 |
| RW000A1H63N6 | BLR | 170 | 114 | 0.00 | 0.00 | 170 | 170 | 0.00 | 0.00 | 0.00 |
| KE0000000380 | NMG | 1,200 | 1,200 | 0.00 | 0.00 | 1,200 | 1,200 | 0.00 | 0.00 | 0.00 |
| KE0000000315 | KCB | 370 | 370 | 0.00 | 0.00 | 328 | 328 | 0.00 | 0.00 | 0.00 |
| KE0000000489 | USL | 104 | 104 | 0.00 | 0.00 | 104 | 104 | 0.00 | 0.00 | 0.00 |
| KE0000000554 | EQTY | 440 | 440 | 0.00 | 0.00 | 440 | 440 | 0.00 | 0.00 | 0.00 |
| RW000A2DN989 | IMR | 45 | 0.00 | 45 | 43 | 45 | 45 | +0.00 | 900 | 39,900 |
| ZAE000244737 | RHB | 526 | 526 | 0.00 | 0.00 | 526 | 526 | 0.00 | 0.00 | 0.00 |
| RW000A2QAPH5 | CMR | 120 | 120 | 0.00 | 0.00 | 120 | 120 | 0.00 | 0.00 | 0.00 |
| RW000A3CNNB4 | MTNR | 230 | 175 | 175 | 175 | 175 | 175 | +0.00 | 1,200 | 210,000 |

| Market Status | |
|---------------|----------|
| 08h50-08h59 | Pre-Open |
| 09h00-12h00 | Open |
| 12h00-08h50 | Close |

| INDICES | Previous | Today | Points | Change % |
|---------------------------|-----------|---------|-------------|----------|
| RSI | 109.63 | 109.63 | +0.00 | +0.00 |
| ALSI | 142.74 | 142.74 | +0.00 | +0.00 |
| OTHER TRADING STAT | | | | |
| Shares traded | 22,000 | 2,100 | (19,900) | (90.45) |
| Equity Turnover | 3,684,300 | 249,900 | (3,434,400) | (93.22) |
| Number of deals | 9.00 | 3.00 | (6.00) | (66.67) |

| Exchange rate against Frw as at 27/01/2023 | | | |
|--|----------|----------|----------|
| Currency | Sell | Buy | Average |
| USD | 1,094.13 | 1,072.68 | 1,083.40 |
| KES | 8.79 | 8.62 | 8.71 |
| UGS | 0.29 | 0.29 | 0.29 |
| BIF | 0.52 | 0.51 | 0.52 |
| TZS | 0.46 | 0.45 | 0.46 |
| ZAR | 63.43 | 62.19 | 62.81 |
| Market Capitalization (Frw) | | | |
| 3,642,805,907,422 | | | |

4. INDICES



5. Bond market on 27/01/2023

A. Government bonds

| ISIN-CODE | Status | Security | Maturity | Coupon rate | Close. Price | Prev. Price | Bids | Offers | Bond traded |
|--------------|-----------|-----------------|------------|-------------|--------------|-------------|------|--------|-------------|
| RW000A1Z2RJ7 | | FXD2/2015/10yrs | 25/05/2025 | 12.925% | 104.5 | 104.5 | 0.00 | 0.00 | 0.00 |
| RW000A182K48 | | FXD2/2016/15Yrs | 09/05/2031 | 13.5% | 101 | 101 | 0.00 | 0.00 | 0.00 |
| RW000A19JG53 | | FXD2/2017/7Yrs | 17/05/2024 | 12.675% | 106.328 | 106.328 | 0.00 | 0.00 | 0.00 |
| RW000A19S1Q4 | Re-opened | FXD4/2017/7Yrs | 15/11/2024 | 12.40% | 104.9485 | 104.9485 | 0.00 | 0.00 | 0.00 |
| RW000A19W8Z4 | | FXD1/2018/5Yrs | 17/02/2023 | 11.80% | 104 | 104 | 0.00 | 0.00 | 0.00 |
| RW000A19HS6 | Re-opened | FXD2/2018/10Yrs | 12/05/2028 | 12.50% | 102.05 | 102.05 | 0.00 | 0.00 | 0.00 |
| RW000A194997 | Re-opened | FXD3/2018/15Yrs | 05/08/2033 | 12.9% | 105.8 | 105.8 | 0.00 | 0.00 | 0.00 |
| RW000A2RYEG9 | Re-opened | FXD1/2019/7Yrs | 13/02/2026 | 11.850% | 107.44 | 107.44 | 0.00 | 0.00 | 0.00 |
| RW000A2R26W1 | Re-opened | FXD2/2019/5Yrs | 17/05/2024 | 11.300% | 102.7 | 102.7 | 0.00 | 0.00 | 0.00 |
| RW000A2R64M3 | Re-opened | FXD3/2019/20Yrs | 29/07/2039 | 13.250% | 105.3 | 105.3 | 0.00 | 0.00 | 0.00 |
| RW000A2SAZZ6 | Re-opened | FXD5/2019/7Yrs | 13/11/2026 | 11.550% | 103.89 | 103.89 | 0.00 | 0.00 | 0.00 |
| RW000A28UBB2 | Re-opened | FXD2/2020/15Yrs | 02/02/2035 | 12.550% | 105 | 105 | 0.00 | 0.00 | 0.00 |

| | | | | | | | | | |
|---------------------|-----------|-----------------|------------|---------|--------|--------|------|------|------|
| RW000A28VK6 | | FXD3/2020/3Yrs | 24/03/2023 | 10.650% | 103.55 | 103.55 | 0.00 | 0.00 | 0.00 |
| RW000A28XYS2 | Re-opened | FXD4/2020/10Yrs | 10/05/2030 | 12.150% | 102.9 | 102.9 | 0.00 | 0.00 | 0.00 |
| RW000A281XB8 | Re-opened | FXD5/2020/5Yrs | 18/08/2025 | 11.145% | 101.7 | 101.7 | 0.00 | 0.00 | 0.00 |
| RW000A281XA0 | Re-opened | FXD6/2020/20Yrs | 27/07/2040 | 13.150% | 105 | 105 | 0.00 | 0.00 | 0.00 |
| RW000A283W59 | Re-opened | FXD7/2020/7Yrs | 12/11/2027 | 11.435% | 101.95 | 101.95 | 0.00 | 0.00 | 0.00 |
| RW000A3KMCV0 | | FXD1/2021/5Yrs | 13/02/2026 | 11.00% | 104.2 | 104.2 | 0.00 | 0.00 | 0.00 |
| RW000A3KMCW8 | Re-opened | FXD2/2021/10Yrs | 07/02/2031 | 12.00% | 104 | 104 | 0.00 | 0.00 | 0.00 |
| RW000A3KQVN8 | Re-opened | FXD3/2021/15Yrs | 02/05/2036 | 12.50% | 101 | 101 | 0.00 | 0.00 | 0.00 |
| RW000A3KVKE0 | Re-opened | FXD4/2021/20Yrs | 26/07/2041 | 13.00% | 105.5 | 105.5 | 0.00 | 0.00 | 0.00 |
| RW000A3KZPF7 | | FXD5/2021/3Yrs | 15/11/2024 | 10.650% | 101.7 | 101.7 | 0.00 | 0.00 | 0.00 |
| RW000A3KZPG5 | Re-opened | FXD6/2021/7Yrs | 10/11/2028 | 11.425% | 101 | 101 | 0.00 | 0.00 | 0.00 |
| RW000A3K2MS4 | | FXD1/2022/5Yrs | 12/02/2027 | 11.00% | 104.8 | 104.8 | 0.00 | 0.00 | 0.00 |
| RW000A3K5X77 | Re-opened | FXD2/2022/10Yrs | 07/05/2032 | 12.15% | 102.5 | 102.5 | 0.00 | 0.00 | 0.00 |
| RW000A3K7Y09 | | FXD3/2022/3Yrs | 18/07/2025 | 10.85% | 103 | 103 | 0.00 | 0.00 | 0.00 |
| RW000A3K8U10 | Re-opened | FXD4/2022/15Yrs | 31/07/2037 | 12.75% | 104.5 | 104.5 | 0.00 | 0.00 | 0.00 |
| RW000A3LBNN5 | | FXD5/2022/7Yrs | 09/11/2029 | 11.75% | 102.5 | 102.5 | 0.00 | 0.00 | 0.00 |
| RW000A3LDF00 | | FXD1/2023/20Yrs | 26/12/2042 | 13.15% | 100.00 | 100.00 | 0.00 | 0.00 | 0.00 |

B. Corporate bonds

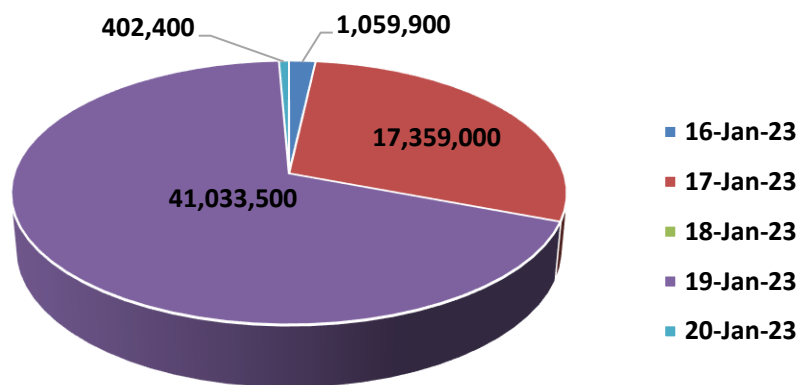
| ISIN-CODE | Status | Security | Maturity | Coupon rate | Close. Price | Prev. Price | Bids | Offers | Bond traded |
|---------------------|--------|-----------------|------------|-------------|--------------|-------------|------|--------|-------------|
| RW000A3KU2U0 | | ECTL/2021/10Yrs | 11/06/2031 | 13.75% | 103.3 | 103.3 | 0.00 | 0.00 | 0.00 |

6. WEEKLY REPORT ON 27/01/2023

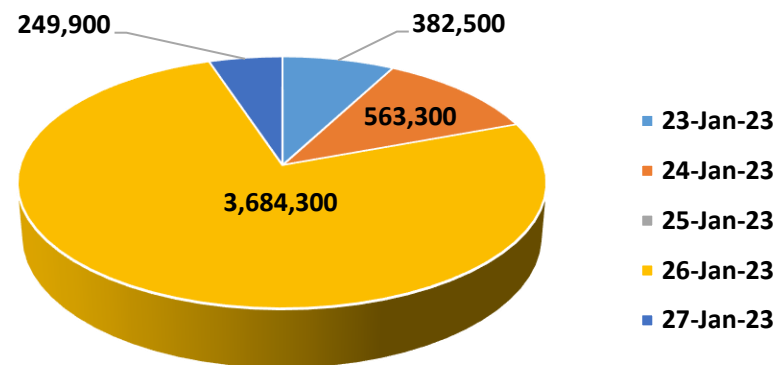
6.1. EQUITY MARKET

| PREVIOUS WEEK | | | | THIS WEEK | | | | VARIATION | |
|------------------|----------------|-------------------|--------------|------------------|---------------|------------------|--------------|---------------------|----------------|
| Date | Volume | Value (Frw) | Deals | Date | Volume | Value (Frw) | Deals | Change in value | % |
| 16-Jan-23 | 5,400 | 1,059,900 | 4.00 | 23-Jan-23 | 9,500 | 382,500 | 2.00 | (677,400) | (63.91) |
| 17-Jan-23 | 102,700 | 17,359,000 | 3.00 | 24-Jan-23 | 7,000 | 563,300 | 4.00 | (16,795,700) | (96.75) |
| 18-Jan-23 | 0.00 | 0.00 | 0.00 | 25-Jan-23 | 0.00 | 0.00 | 0.00 | 0.00 | 0.00 |
| 19-Jan-23 | 242,100 | 41,033,500 | 5.00 | 26-Jan-23 | 22,000 | 3,684,300 | 9.00 | (37,349,200) | (91.02) |
| 20-Jan-23 | 2,200 | 402,400 | 2.00 | 27-Jan-23 | 2,100 | 249,900 | 3.00 | (152,500) | (37.89) |
| TOTAL | 352,400 | 59,854,800 | 14.00 | TOTAL | 40,600 | 4,880,000 | 18.00 | (54,974,800) | (91.84) |

Turnover for the week ended on Friday 20th January 2023



Turnover for the week ended on Friday 27th January 2023



6.2 BOND MARKET: During this week; the fixed income market recorded Frw 932,500 worth of bonds traded in 2 deals between Frw 102.5 – 105.

7. CORPORATE NEWS

- CIMERWA:** The Directors recommend a dividend payment of Frw 10.5 billion (that is 80% of Profit After Tax) with respect to the financial year ended 30th September 2022. The payment is subject to the approval of CIMERWA Shareholders' Annual General Meeting.