



RWANDA STOCK EXCHANGE MARKET REPORT FOR FRIDAY 26TH MARCH 2021

1. Market overview

- Today's trading session recorded Frw 9,075,600 from 119,400 shares on the equities market while the fixed income market recorded Frw 1,070,000 worth of bonds traded in 1 deal.
- RSI and ALSI went up 0.12 and 0.02 points to close at 104.23 and 147.03 respectively.
- IMR counter closed at Frw 44 (Frw 44 previous). The trading session recorded a total turnover of Frw 1,249,600 from 28,400 shares traded in 4 deals.
- CTL counter closed at Frw 86 (Frw 84 previous). The trading session recorded a total turnover of Frw 7,826,000 from 91,000 shares traded in 1 deal.
- Equities counters closed as follows: BLR: Frw 100; BOK: Frw 226; CMR: Frw 120; EQTY: Frw 440; KCB: Frw 370; NMG: Frw 1200; USL: Frw 104 and RHB: Frw 526

2. Closing bell

At the end of the formal trading hours, on BOK counter, there were outstanding offers of 234,900 shares between Frw 227-240 and no bids. On BLR counter, there was an outstanding offer of 198,000 shares at Frw 110 and no bids. On CTL counter, there were outstanding bids of 11,600 shares between Frw 75-83 and no offers. On IMR counter, there were outstanding offers of 1,229,700 shares between Frw 44-45 and no bids. On CMR counter, there was an outstanding offer of 100,000 shares at Frw 120 and no bids.

On bonds market, there was no offer and no bids.

3. Equities Market on 26/03/2021

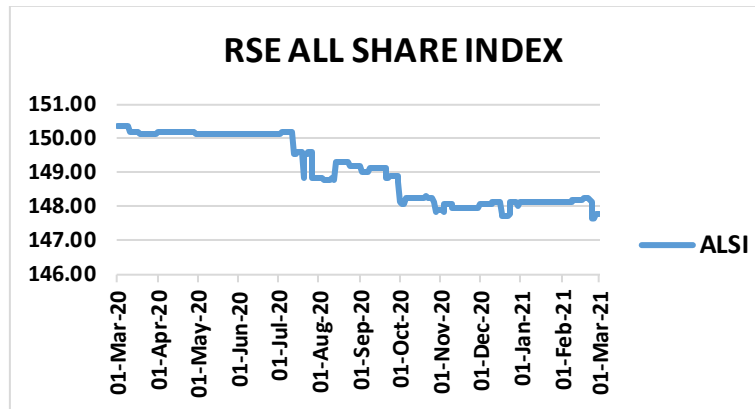
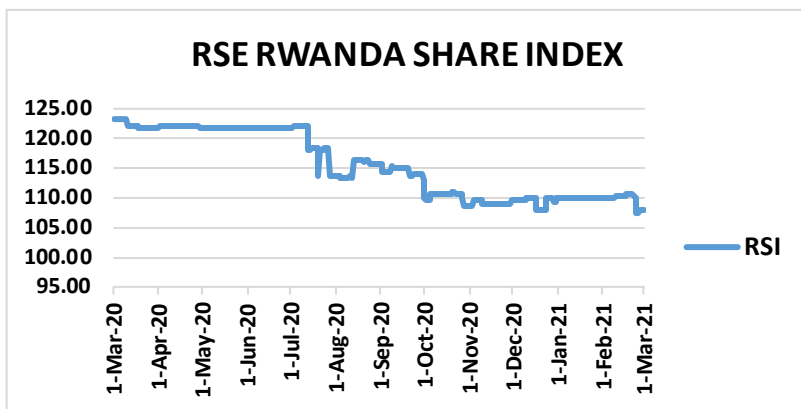
ISIN-CODE	Stock	Past 12 months		Today's session		Closing	Prev.	Change	Volume	Value
		High	Low	High	Low					
RW000A1JCYA5	BOK	265	225	0.00	0.00	226	226	0.00	0.00	0.00
RW000A1H63N6	BLR	139	100	0.00	0.00	100	100	0.00	0.00	0.00
KE0000000380	NMG	1,200	1,200	0.00	0.00	1,200	1,200	0.00	0.00	0.00
KE0000000315	KCB	370	370	0.00	0.00	370	370	0.00	0.00	0.00
KE0000000489	USL	104	104	0.00	0.00	104	104	0.00	0.00	0.00
KE0000000554	EQTY	440	440	0.00	0.00	440	440	0.00	0.00	0.00
RW000A14UYP4	CTL	84	65	86	86	86	84	+2.00	91,000	7,826,000
RW000A2DN989	IMR	90	42	44	44	44	44	+0.00	28,400	1,249,600
ZAE000244737	RHB	0.00	0.00	0.00	0.00	526	526	0.00	0.00	0.00
RW000A2QAPH5	CMR	0.00	0.00	0.00	0.00	120	120	0.00	0.00	0.00

Market Status	
08h50-08h59	Pre- Open
09h00-12h00	Open
12h00-08h50	Close

INDICES	Previous	Today	Points	Change %
RSI	104.10	104.23	+0.12	+0.12
ALSI	147.01	147.03	+0.02	+0.02
OTHER TRADING STAT				
Shares traded	4,600	119,400	114,800	2495.65
Equity Turnover	202,400	9,075,600	8,873,200	4383.99
Number of deals	1.00	5.00	4.00	400.00

Exchange rate against Frw as at 26/03/2021			
Currency	Sell	Buy	Average
USD	988.63	969.24	978.94
KES	9.00	8.83	8.91
UGS	0.27	0.26	0.26
BIF	0.50	0.49	0.50
TZS	0.42	0.41	0.42
ZAR	66.07	64.77	65.42
Market Capitalization (Frw)			
3,436,060,453,008			

4. INDICES



5. Bond market on 26/03/2021

A. Government bonds

ISIN-CODE	Status	Security	Maturity	Coupon rate	Close. Price	Prev. Price	Bids	Offers	Bond traded
RW000A1ZTAM0		FXD4/2014/7yrs	19/11/2021	12.475%	101	101	0.00	0.00	0.00
RW000A1Z2RJ7		FXD2/2015/10yrs	25/05/2025	12.925%	103	103	0.00	0.00	0.00
RW000A182K48		FXD2/2016/15Yrs	09/05/2031	13.5%	108	108	0.00	0.00	0.00
RW000A185V91		FXD 3/2016/5Yrs	20/08/2021	12.25%	100.2	100.2	0.00	0.00	0.00
RW000A19D0U5		FXD1/2017/5Yrs	18/02/2022	12.375%	103.5	103.5	0.00	0.00	0.00
RW000A19JG53		FXD2/2017/7Yrs	17/05/2024	12.675%	104.1	104.1	0.00	0.00	0.00
RW000A19NL84		FXD3/2017/5Yrs	19/08/2022	12.200%	103	103	0.00	0.00	0.00
RW000A19S1Q4	Re-opened	FXD4/2017/7Yrs	15/11/2024	12.40%	103.6	103.6	0.00	0.00	0.00
RW000A19W8Z4		FXD1/2018/5Yrs	17/02/2023	11.80%	104.5	104.5	0.00	0.00	0.00
RW000A19HS6	Re-opened	FXD2/2018/10Yrs	12/05/2028	12.50%	103	103	0.00	0.00	0.00
RW000A194997	Re-opened	FXD3/2018/15Yrs	05/08/2033	12.9%	103.5	103.5	0.00	0.00	0.00
RW000A2RUZ00		FXD4/2018/3Yrs	19/11/2021	11.150%	104.485	104.485	0.00	0.00	0.00
RW000A2RYEG9	Re-opened	FXD1/2019/7Yrs	13/02/2026	11.850%	100.5	100.5	0.00	0.00	0.00
RW000A2R26W1	Re-opened	FXD2/2019/5Yrs	17/05/2024	11.300%	105.5	105.5	0.00	0.00	0.00
RW000A2R64M3	Re-opened	FXD3/2019/20Yrs	29/07/2039	13.250%	101	101	0.00	0.00	0.00
RW000A2SA2Y9	Re-opened	FXD4/2019/3Yrs	18/11/2022	10.950%	104.369	104.369	0.00	0.00	0.00
RW000A2SA2Z6	Re-opened	FXD5/2019/7Yrs	13/11/2026	11.550%	104.7	104.7	0.00	0.00	0.00
RW000A2SB2X0		FXD1/2020/3Yrs	20/01/2023	10.800%	103	103	0.00	0.00	0.00
RW000A28UBB2	Re-opened	FXD2/2020/15Yrs	02/02/2035	12.550%	102.76	102.76	0.00	0.00	0.00
RW000A28VKN6		FXD3/2020/3Yrs	24/03/2023	10.650%	103.1	103.1	0.00	0.00	0.00
RW000A28XYS2	Re-opened	FXD4/2020/10Yrs	10/05/2030	12.150%	107	103.2	0.00	0.00	1,000,000

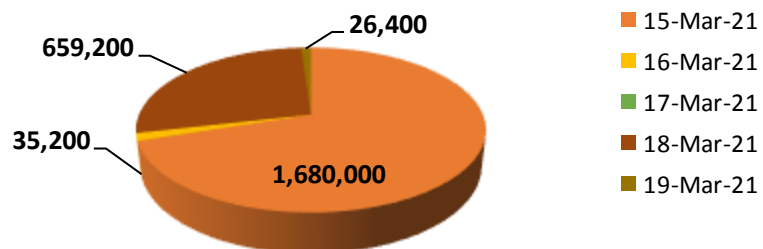
RW000A281XB8	Re-opened	FXD5/2020/5Yrs	18/08/2025	11.145%	101.7	101.7	0.00	0.00	0.00
RW000A281XA0	Re-opened	FXD6/2020/20Yrs	27/07/2040	13.150%	101.35	101.35	0.00	0.00	0.00
RW000A283W59		FXD7/2020/7Yrs	12/11/2027	11.435%	101.9	101.9	0.00	0.00	0.00
RW000A3KMCV0		FXD1/2021/5Yrs	13/02/2026	11.00%	100	100	0.00	0.00	0.00
RW000A3KMCW8		FXD2/2021/10Yrs	07/02/2031	12.00%	101.279	101.279	0.00	0.00	0.00

6. EQUITY WEEKLY REPORT ON 26/03/2021

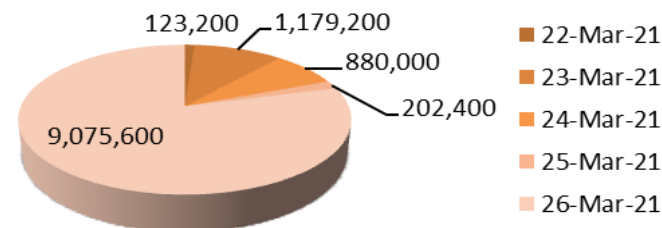
1. MARKET

PREVIOUS WEEK				THIS WEEK				VARIATION	
Date	Volume	Value (Frw)	Deals	Date	Volume	Value (Frw)	Deals	Change in value	%
15-Mar-21	20,000	1,680,000	1.00	22-Mar-21	2,800	123,200	2	(1,556,800)	(92.66)
16-Mar-21	800	35,200	1.00	23-Mar-21	26,800	1,179,200	3	1,144,000	3,250.00
17-Mar-21	0.00	0.00	0.00	24-Mar-21	20,000	880,000	1	880,000	100.00
18-Mar-21	13,800	659,200	2.00	25-Mar-21	4,600	202,400	1	(456,800)	(69.29)
19-Mar-21	600	26,400	1.00	26-Mar-21	119,400	9,075,600	5	9,049,200	34,277.27
TOTAL	35,200	2,400,800	5.00	TOTAL	173,600	11,460,400	12	9,059,600	377.35

**Turnover for the week ended on Friday
19th March, 2021**



**Turnover for the week ended on Friday
26th March, 2021**



2. BOND MARKET

During this week, the fixed income recorded Frw 1,037,600,000 worth of bonds traded in 10 deals traded between Frw 100.2 – 107

7. CORPORATE NEWS

- **The Directors of KCB Group Plc. (the “Group”) have recommended a first and final dividend of Kes. 1.00 on the issued and paid up share capital of the company subject to shareholders approval. The final dividend will be payable to the members of the company on the share register at the close of business on 26 April 2021. If approved, the full dividend per share for the year ended 31 December 2020 will be Kes. 1.00 for each ordinary share.**