



## RWANDA STOCK EXCHANGE MARKET REPORT FOR FRIDAY 26<sup>TH</sup> FEBRUARY 2021

### 1. Market overview

- Today's trading session recorded Frw 589,357,100 worth of bonds traded in 8 deals on the fixed income market and Frw 916,800 from 10,500 shares on the equities market.
- RSI and ALSI went up 0.53 and 0.10 to close at 107.95 and 147.75 respectively.
- IMR counter closed at Frw 45 (Frw 43 previous). The trading session recorded a total turnover of Frw 209,500 from 4,700 shares traded in 4 deals.
- BOK counter closed at 233 (Frw 233 previous). The trading session recorded a total turnover of Frw 23,300 from 100 shares traded in 1 deal.
- CMR counter closed at 120 (Frw 120 previous). The trading session recorded a total turnover of Frw 684,000 from 5,700 shares traded in 2 deals.

- Equities counters closed as follows: BLR: Frw 110; CTL: Frw 82; EQTY: Frw 440; KCB: Frw 370; NMG: Frw 1200; USL: Frw 104 and RHB: Frw 526.

### 2. Closing bell

At the end of the formal trading hours, on BOK counter, there were outstanding offers of 223,600 shares between Frw 227-240 and no bids. On BLR counter, there were outstanding offers of 235,000 shares between Frw 115-120 and no bids. On CTL counter, there were outstanding bids of 47,200 shares between Frw 75-82 and no offers. On IMR counter, there were outstanding offers of 1,197,300 shares at Frw 45 and no bids. On CMR counter, there was an outstanding offer of 100,000 shares at Frw 120 and no bids. On bonds market, there was no offer and no bids.

### 3. Equities Market on 26/02/2021

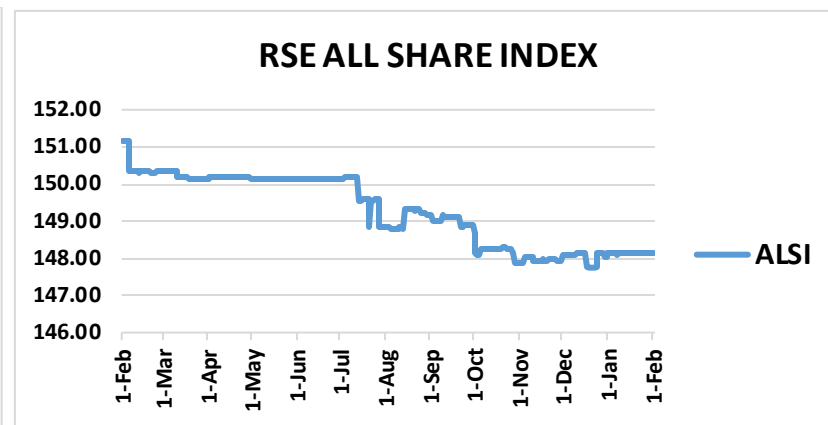
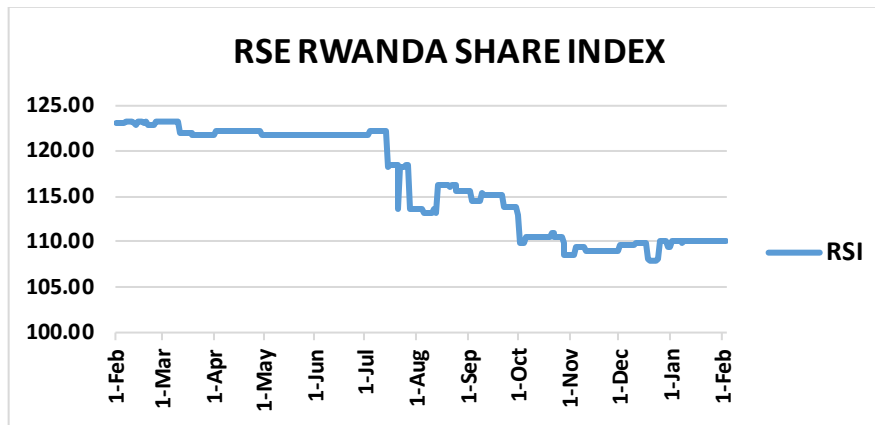
ISIN-CODE	Stock	Past 12 months		Today's session		Closing	Prev.	Change	Volume	Value
		High	Low	High	Low					
RW000A1JCYA5	BOK	265	225	233	233	233	233	+0.00	100	23,300
RW000A1H63N6	BLR	139	110	0.00	0.00	110	110	0.00	0.00	0.00
KE0000000380	NMG	1,200	1,200	0.00	0.00	1,200	1,200	0.00	0.00	0.00
KE0000000315	KCB	370	370	0.00	0.00	370	370	0.00	0.00	0.00
KE0000000489	USL	104	104	0.00	0.00	104	104	0.00	0.00	0.00
KE0000000554	EQTY	440	440	0.00	0.00	440	440	0.00	0.00	0.00
RW000A14UYP4	CTL	82	65	0.00	0.00	82	82	0.00	0.00	0.00
RW000A2DN989	IMR	90	42	45	44	45	43	+2.00	4,700	209,500
ZAE000244737	RHB	0.00	0.00	0.00	0.00	526	526	0.00	0.00	0.00
RW000A2QAPH5	CMR	0.00	0.00	120	120	120	120	+0.00	5,700	684,000

Market Status	
08h50-08h59	Pre- Open
09h00-12h00	Open
12h00-08h50	Close

INDICES	Previous	Today	Points	Change %
RSI	107.42	107.95	+0.53	+0.50
ALSI	147.65	147.75	+0.10	+0.07
<b>OTHER TRADING STAT</b>				
Shares traded	0.00	10,500	10,500	100
Equity Turnover	0.00	916,800	916,800	100
Number of deals	0.00	7.00	7.00	100

Exchange rate against Frw as at 26/02/2021			
Currency	Sell	Buy	Average
USD	986.63	967.29	976.96
KES	8.98	8.80	8.89
UGS	0.26	0.26	0.26
BIF	0.50	0.49	0.50
TZS	0.42	0.41	0.42
ZAR	65.46	64.18	64.82
<b>Market Capitalization (Frw)</b>			
<b>3,452,808,564,482</b>			

#### 4. INDICES



#### 5. Bond market on 26/02/2021

##### A. Government bonds

ISIN-CODE	Status	Security	Maturity	Coupon rate	Close. Price	Prev. Price	Bids	Offers	Bond traded
RW000A1ZTAM0		FXD4/2014/7yrs	19/11/2021	12.475%	101	108.75	0.00	0.00	0.00
RW000A1Z2RJ7		FXD2/2015/10yrs	25/05/2025	12.925%	100.3	104	0.00	0.00	0.00
RW000A182K48		FXD2/2016/15Yrs	09/05/2031	13.5%	108	101.1	0.00	0.00	0.00
RW000A185V91		FXD 3/2016/5Yrs	20/08/2021	12.25%	102	102	0.00	0.00	0.00
RW000A19D0U5		FXD1/2017/5Yrs	18/02/2022	12.375%	104.8	102.2	0.00	0.00	0.00
RW000A19JG53		FXD2/2017/7Yrs	17/05/2024	12.675%	106.5	103	0.00	0.00	4,000,000
RW000A19NL84		FXD3/2017/5Yrs	19/08/2022	12.200%	104.64	104.5	0.00	0.00	0.00
RW000A19S1Q4	Re-opened	FXD4/2017/7Yrs	15/11/2024	12.40%	103.6	104	0.00	0.00	0.00
RW000A19W8Z4		FXD1/2018/5Yrs	17/02/2023	11.80%	104.5	105.5	0.00	0.00	0.00
RW000A19HS6	Re-opened	FXD2/2018/10Yrs	12/05/2028	12.50%	101.5	103	0.00	0.00	0.00
RW000A194997	Re-opened	FXD3/2018/15Yrs	05/08/2033	12.9%	101.4	100.05	0.00	0.00	100,000,000
RW000A2RUZ00		FXD4/2018/3Yrs	19/11/2021	11.150%	104.9	103.1	0.00	0.00	0.00
RW000A2RYEG9	Re-opened	FXD1/2019/7Yrs	13/02/2026	11.850%	102.6	104.9	0.00	0.00	0.00
RW000A2R26W1	Re-opened	FXD2/2019/5Yrs	17/05/2024	11.300%	103	104	0.00	0.00	5,000,000
RW000A2R64M3	Re-opened	FXD3/2019/20Yrs	29/07/2039	13.250%	102.2	106.6	0.00	0.00	151,000,000
RW000A2SA2Y9	Re-opened	FXD4/2019/3Yrs	18/11/2022	10.950%	104.549	103.37	0.00	0.00	0.00
RW000A2SA2Z6	Re-opened	FXD5/2019/7Yrs	13/11/2026	11.550%	104.7	103.4462	0.00	0.00	0.00
RW000A2SB2X0		FXD1/2020/3Yrs	20/01/2023	10.800%	103	100	0.00	0.00	0.00
RW000A28UBB2	Re-opened	FXD2/2020/15Yrs	02/02/2035	12.550%	100.2	106.605	0.00	0.00	15,000,000
RW000A28VKN6		FXD3/2020/3Yrs	24/03/2023	10.650%	103.1	101	0.00	0.00	0.00

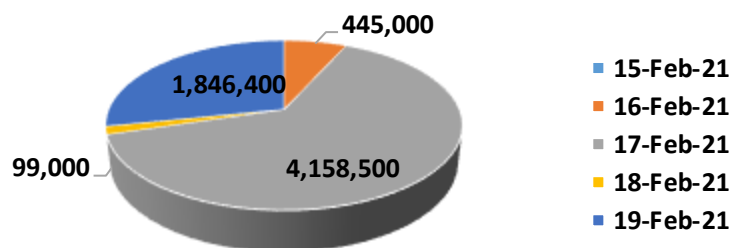
RW000A28XYS2	Re-opened	FXD4/2020/10Yrs	10/05/2030	12.150%	103.2	103	0.00	0.00	8,300,000
RW000A281XB8	Re-opened	FXD5/2020/5Yrs	18/08/2025	11.145%	101.7	103.85	0.00	0.00	0.00
RW000A281XA0	Re-opened	FXD6/2020/20Yrs	27/07/2040	13.150%	105	106	0.00	0.00	0.00
RW000A283W59		FXD7/2020/7Yrs	12/11/2027	11.435%	101.9	103.5228	0.00	0.00	500,000
RW000A3KMCV0		FXD1/2021/5Yrs	13/02/2026	11.00%	100	0.00	0.00	0.00	0.00
RW000A3KMCW8		FXD2/2021/10Yrs	07/02/2031	12.00%	100.04	100	0.00	0.00	300,000,000

## EQUITY WEEKLY REPORT ON 26/02/2021

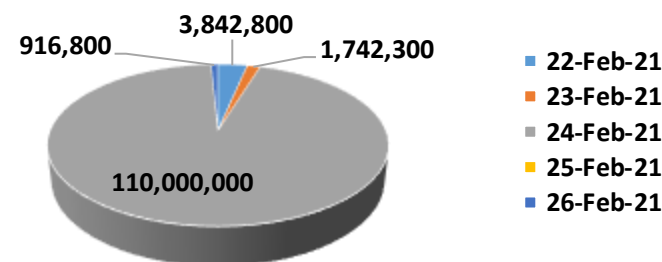
### 1. MARKET

PREVIOUS WEEK				THIS WEEK				VARIATION	
Date	Volume	Value (Frw)	Deals	Date	Volume	Value (Frw)	Deals	Change in value	%
15- February - 21	0.00	0.00	0.00	22- February - 21	78,700	3,842,800	2.00	3,842,800	100
16- February - 21	9,900	445,000	1.00	23- February - 21	33,500	1,742,300	3.00	1,297,300	(291.53)
17- February - 21	51,300	4,158,500	2.00	24- February - 21	1,000,000	110,000,000	1.00	105,841,500	2,545.18
18- February - 21	2,200	99,000	1.00	25- February - 21	0.00	0.00	0.00	(99,000)	(100)
19- February - 21	15,300	1,846,400	6.00	26- February - 21	10,500	916,800	7.00	(929,600)	(50.35)
<b>TOTAL</b>	<b>78,700</b>	<b>6,548,900</b>	<b>10.00</b>	<b>TOTAL</b>	<b>1,122,700</b>	<b>116,501,900</b>	<b>13.00</b>	<b>109,593,000</b>	<b>1,678.95</b>

Turnover for the week ended on Friday  
19th February, 2021



Turnover for the week ended on Friday  
26th February, 2021



### 1. BOND MARKET

During this week, the fixed income recorded Frw 592,873,350 worth of bonds traded in 10 deals traded between Frw 100.04 – 106.5.