



## RWANDA STOCK EXCHANGE MARKET REPORT FOR FRIDAY 25<sup>TH</sup> NOVEMBER 2022

### 1. Market overview

- The trading session recorded a turnover of Frw 1,547,494,315 worth of bonds traded in 4 deals on the fixed income market and Frw 11,473,800 from 46,700 shares traded in 4 deals on the equities market.
- RSI and ALSI went down up by 0.18 and 0.05 points to close at 108.80 and 147.35 respectively.
- MTNR counter closed at Frw 176 (Frw 175 previous). The trading session recorded a total turnover of Frw 1,141,900 from 6,500 shares traded in 2 deals.
- BOK counter closed at Frw 270 (Frw 270 previous). The trading session recorded a total turnover of Frw 10,233,000 from 37,900 shares traded in 1 deal.
- IMR counter closed at Frw 43 (Frw 43 previous). The trading session recorded a total turnover of Frw 98,900 from 2,300 shares traded in 1 deal.

- Equities counters closed as follows: BLR: Frw 166; CMR: Frw 120; EQTY: Frw 440; KCB: Frw 370; NMG: Frw 1200; USL: Frw 104 and RHB: Frw 526

### 2. Closing bell

At the end of the formal trading hours; On the BOK counter, there were outstanding offers of 85,100 shares between Frw 272 - 280 and no bids. On MTNR counter, there were outstanding offers of 1,218,000 shares between Frw 175 - 180 and no bids. On IMR counter, there were outstanding offers of 257,600 shares between Frw 43 - 45 and no bids. On CMR counter, there was an outstanding offer of 100,000 shares at Frw 120 and no bids.

On the bonds market, there was an outstanding offer of Frw 500,000 worth of bonds at Frw 101 and an outstanding bid of Frw 30,200,000 worth of bonds at Frw 100.5.

### 3. Equities Market on 25/11/2022

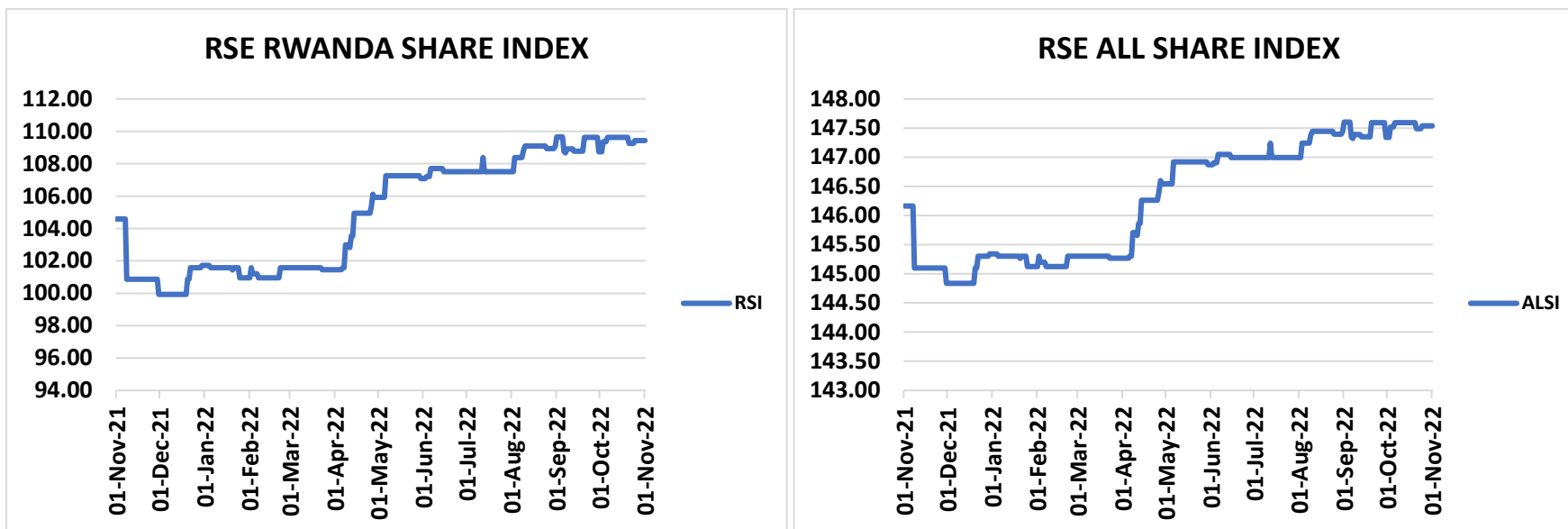
ISIN-CODE	Stock	Past 12 months		Today's session		Closing	Prev.	Change	Volume	Value
		High	Low	High	Low					
RW000A1JCYA5	BOK	272	235	270	270	270	270	+0.00	37,900	10,233,000
RW000A1H63N6	BLR	170	114	0.00	0.00	166	166	0.00	0.00	0.00
KE0000000380	NMG	1,200	1,200	0.00	0.00	1,200	1,200	0.00	0.00	0.00
KE0000000315	KCB	370	370	0.00	0.00	370	370	0.00	0.00	0.00
KE0000000489	USL	104	104	0.00	0.00	104	104	0.00	0.00	0.00
KE0000000554	EQTY	440	440	0.00	0.00	440	440	0.00	0.00	0.00
RW000A2DN989	IMR	45	43	43	43	43	43	+0.00	2,300	98,900
ZAE000244737	RHB	526	526	0.00	0.00	526	526	0.00	0.00	0.00
RW000A2QAPH5	CMR	120	120	0.00	0.00	120	120	0.00	0.00	0.00
RW000A3CNNB4	MTNR	230	175	176	175	176	175	+1.00	6,500	1,141,900

Market Status	
08h50-08h59	Pre-Open
09h00-12h00	Open
12h00-08h50	Close

INDICES	Previous	Today	Points	Change %
RSI	108.61	108.80	+0.18	+0.17
ALSI	147.30	147.35	+0.05	+0.04
<b>OTHER TRADING STAT</b>				
Shares traded	54,800	46,700	(8,100)	(14.78)
Equity Turnover	14,796,000	11,473,800	(3,322,200)	(22.45)
Number of deals	1.00	4.00	3.00	300.00

Exchange rate against Frw as at 25/11/2022			
Currency	Sell	Buy	Average
USD	1,067.25	1,046.32	1,056.79
KES	8.73	8.55	8.64
UGS	0.28	0.27	0.28
BIF	0.51	0.50	0.51
TZS	0.45	0.44	0.45
ZAR	62.80	61.56	62.18
<b>Market Capitalization (Frw)</b>			
<b>3,760,625,222,456</b>			

#### 4. INDICES



#### 5. Bond market on 25/11/2022

##### A. Government bonds

ISIN-CODE	Status	Security	Maturity	Coupon rate	Close. Price	Prev. Price	Bids	Offers	Bond traded
RW000A1Z2RJ7		FXD2/2015/10yrs	25/05/2025	12.925%	100.1	100.1	0.00	0.00	0.00
RW000A182K48		FXD2/2016/15Yrs	09/05/2031	13.5%	104.1	104.1	0.00	0.00	0.00
RW000A19JG53		FXD2/2017/7Yrs	17/05/2024	12.675%	100.1	100.1	0.00	0.00	0.00
RW000A19S1Q4	Re-opened	FXD4/2017/7Yrs	15/11/2024	12.40%	106.52	106.52	0.00	0.00	0.00
RW000A19W8Z4		FXD1/2018/5Yrs	17/02/2023	11.80%	104	104	0.00	0.00	0.00
RW000A19HS6	Re-opened	FXD2/2018/10Yrs	12/05/2028	12.50%	100.1	100.1	0.00	0.00	0.00
RW000A194997	Re-opened	FXD3/2018/15Yrs	05/08/2033	12.9%	105.5	105.5	0.00	0.00	0.00
RW000A2RYEG9	Re-opened	FXD1/2019/7Yrs	13/02/2026	11.850%	105.885	103	0.00	0.00	1,439,900,000
RW000A2R26W1	Re-opened	FXD2/2019/5Yrs	17/05/2024	11.300%	105.16	105.16	100.5	0.00	0.00
RW000A2R64M3	Re-opened	FXD3/2019/20Yrs	29/07/2039	13.250%	104	104	0.00	0.00	0.00
RW000A2SAZZ6	Re-opened	FXD5/2019/7Yrs	13/11/2026	11.550%	106.15	106.15	0.00	0.00	0.00
RW000A2SB2X0		FXD1/2020/3Yrs	20/01/2023	10.800%	103	103	0.00	0.00	0.00
RW000A28UBB2	Re-opened	FXD2/2020/15Yrs	02/02/2035	12.550%	105.04	105.04	0.00	0.00	0.00

<b>RW000A28VKN6</b>		FXD3/2020/3Yrs	24/03/2023	10.650%	103.55	103.55	0.00	0.00	0.00
<b>RW000A28XYS2</b>	Re-opened	FXD4/2020/10Yrs	10/05/2030	12.150%	105	105	0.00	0.00	0.00
<b>RW000A281XB8</b>	Re-opened	FXD5/2020/5Yrs	18/08/2025	11.145%	101.7	101.7	0.00	0.00	0.00
<b>RW000A281XA0</b>	Re-opened	FXD6/2020/20Yrs	27/07/2040	13.150%	104.62	103	0.00	0.00	1,000,000
<b>RW000A283W59</b>	Re-opened	FXD7/2020/7Yrs	12/11/2027	11.435%	100.1	100.1	0.00	0.00	0.00
<b>RW000A3KMCV0</b>		FXD1/2021/5Yrs	13/02/2026	11.00%	101	101	0.00	0.00	0.00
<b>RW000A3KMCW8</b>	Re-opened	FXD2/2021/10Yrs	07/02/2031	12.00%	103	103	0.00	0.00	0.00
<b>RW000A3KQVN8</b>	Re-opened	FXD3/2021/15Yrs	02/05/2036	12.50%	101	100.5	0.00	101	1,000,000
<b>RW000A3KVKE0</b>	Re-opened	FXD4/2021/20Yrs	26/07/2041	13.00%	104	102	0.00	0.00	20,000,000
<b>RW000A3KZPF7</b>		FXD5/2021/3Yrs	15/11/2024	10.650%	101.7	101.7	0.00	0.00	0.00
<b>RW000A3KZPG5</b>	Re-opened	FXD6/2021/7Yrs	10/11/2028	11.425%	104.267	104.267	0.00	0.00	0.00
<b>RW000A3K2MS4</b>		FXD1/2022/5Yrs	12/02/2027	11.00%	104.8	104.8	0.00	0.00	0.00
<b>RW000A3K5X77</b>	Re-opened	FXD2/2022/10Yrs	07/05/2032	12.15%	100.5	100.5	0.00	0.00	0.00
<b>RW000A3K7Y09</b>		FXD3/2022/3Yrs	18/07/2025	10.85%	101.94	101.94	0.00	0.00	0.00
<b>RW000A3K8U10</b>	Re-opened	FXD4/2022/15Yrs	31/07/2037	12.75%	103.3	103.3	0.00	0.00	0.00
<b>RW000A3LBNN5</b>		FXD5/2022/7Yrs	09/11/2029	11.75%	100.1	100.1	0.00	0.00	0.00

#### B. Corporate bonds

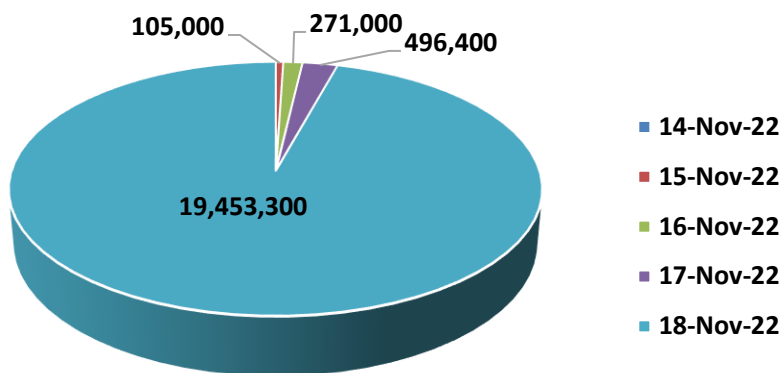
ISIN-CODE	Status	Security	Maturity	Coupon rate	Close Price	Prev. Price	Bids	Offers	Bond traded
<b>RW000A3KU2U0</b>		ECTL/2021/10Yrs	11/06/2031	13.75%	103.3	103.3	0.00	0.00	0.00

### 6. WEEKLY REPORT ON 25/11/2022

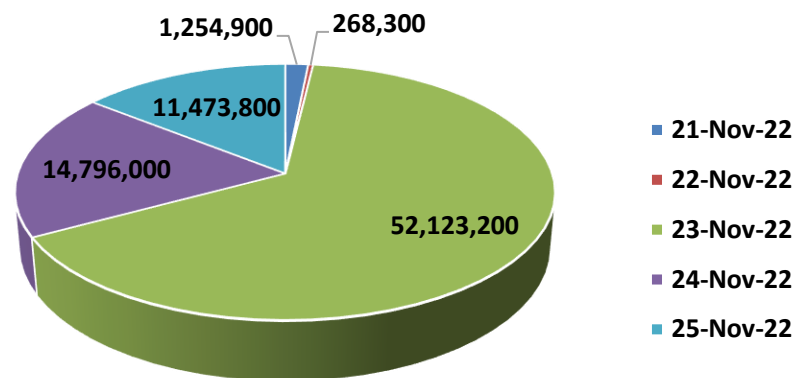
#### 6.1. EQUITY MARKET

PREVIOUS WEEK				THIS WEEK				VARIATION	
Date	Volume	Value (Frw)	Deals	Date	Volume	Value (Frw)	Deals	Change in value	%
<b>14-Nov-22</b>	0.00	0.00	0.00	<b>21-Nov-22</b>	10,800	1,254,900	6.00	1,254,900	100.00
<b>15-Nov-22</b>	600	105,000	1.00	<b>22-Nov-22</b>	2,400	268,300	2.00	163,300	155.52
<b>16-Nov-22</b>	1,000	271,000	1.00	<b>23-Nov-22</b>	305,200	52,123,200	3.00	51,852,200	19,133.65
<b>17-Nov-22</b>	2,500	496,400	2.00	<b>24-Nov-22</b>	54,800	14,796,000	1.00	14,299,600	2,880.66
<b>18-Nov-22</b>	109,500	19,453,300	3.00	<b>25-Nov-22</b>	46,700	11,473,800	4.00	(7,979,500)	(41.01)
<b>TOTAL</b>	<b>113,600</b>	<b>20,325,700</b>	<b>7.00</b>	<b>TOTAL</b>	<b>419,900</b>	<b>79,916,200</b>	<b>16.00</b>	<b>59,590,500</b>	<b>293.17</b>

**Turnover for the week ended on Friday 18th November 2022**



**Turnover for the week ended on Friday 25th November 2022**



**6.2 BOND MARKET:** During this week; the fixed income market recorded Frw 4,800,242,215 worth of bonds traded in 28 deals between Frw 100.1 – 105.885