



## RWANDA STOCK EXCHANGE MARKET REPORT FOR FRIDAY 24<sup>TH</sup> SEPTEMBER 2021

### 1. Market overview

- Today's trading session recorded a total turnover of Frw 3,102,000 worth of bonds traded in 1 deal on the fixed income market while the equities market remained quiet.
- RSI and ALSI remained constant to close at 107.94 and 147.11 respectively.
- Equities counters closed as follows: BLR: Frw 120; BOK: Frw 250; IMR: Frw 45; CMR: Frw 120; MTNR: Frw: 218; EQTY: Frw 440; KCB: Frw 370; NMG: Frw 1200; USL: Frw 104 and RHB: Frw 526

### 2. Closing bell

At the end of the formal trading hours; On BOK counter, there was an outstanding bid of 200 shares at Frw 245 and outstanding offers of 110,400 shares between Frw 250-270. On MTNR counter, there were outstanding offers of 905,700 shares between Frw 220-240 and no bids. On BLR counter, there were outstanding offers of 90,100 shares between Frw 120-125 and no bids. On CMR counter, there were outstanding offers of 110,200 shares at Frw 120 and no bids. On IMR counter, there were outstanding offers of 402,400 shares between Frw 45-47 and no bids.

On bonds market; there was an outstanding bid of Frw 29,300,000 worth of bond at Frw 101.2 and outstanding offers of Frw 3,200,000 worth of bonds between Frw 101.5-104.1

### 3. Equities Market on 24/09/2021

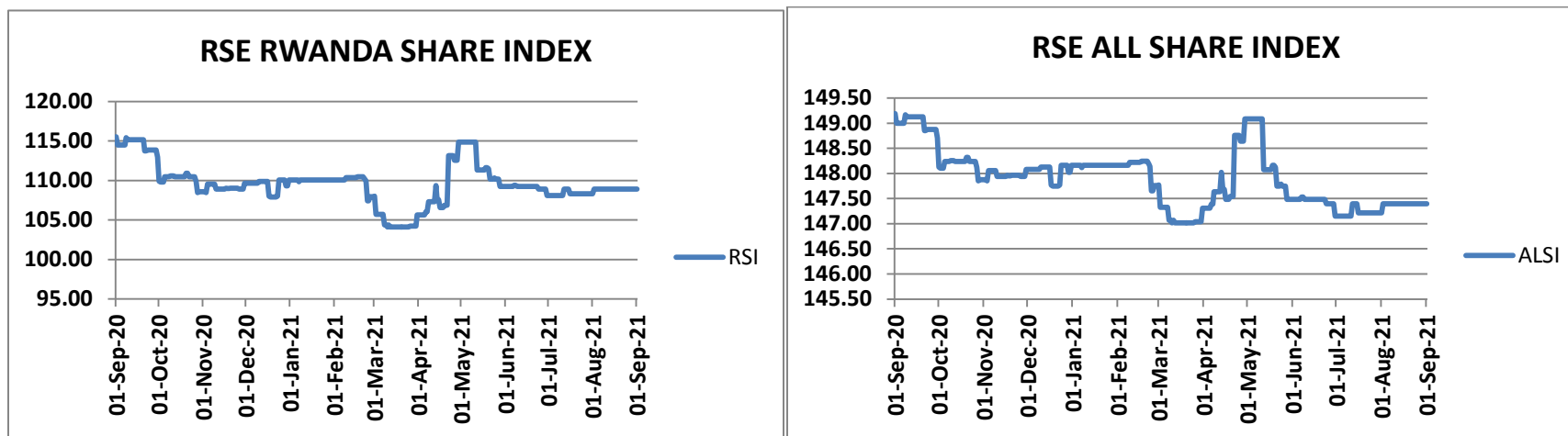
ISIN-CODE	Stock	Past 12 months		Today's session		Closing	Prev.	Change	Volume	Value
		High	Low	High	Low					
RW000A1JCYA5	BOK	250	225	0.00	0.00	250	250	0.00	0.00	0.00
RW000A1H63N6	BLR	137	100	0.00	0.00	120	120	0.00	0.00	0.00
KE0000000380	NMG	1,200	1,200	0.00	0.00	1,200	1,200	0.00	0.00	0.00
KE0000000315	KCB	370	370	0.00	0.00	370	370	0.00	0.00	0.00
KE0000000489	USL	104	104	0.00	0.00	104	104	0.00	0.00	0.00
KE0000000554	EQTY	440	440	0.00	0.00	440	440	0.00	0.00	0.00
RW000A2DN989	IMR	47	42	0.00	0.00	45	45	0.00	0.00	0.00
ZAE000244737	RHB	526	526	0.00	0.00	526	526	0.00	0.00	0.00
RW000A2QAPH5	CMR	120	120	0.00	0.00	120	120	0.00	0.00	0.00
RW000A3CNNB4	MTNR	269	218	0.00	0.00	218	218	0.00	0.00	0.00

Market Status	
08h50-08h59	Pre- Open
09h00-12h00	Open
12h00-08h50	Close

INDICES	Previous	Today	Points	Change %
RSI	107.94	107.94	0.00	0.00
ALSI	147.11	147.11	0.00	0.00
<b>OTHER TRADING STAT</b>				
Shares traded	4,800	0.00	(4,800)	(100)
Equity Turnover	216,000	0.00	(216,000)	(100)
Number of deals	1.00	0.00	(1.00)	(100)

Exchange rate against Frw as at 24/09/2021			
Currency	Sell	Buy	Average
USD	1,006.44	986.71	996.58
KES	9.11	8.93	9.02
UGS	0.28	0.27	0.28
BIF	0.50	0.49	0.50
TZS	0.43	0.42	0.43
ZAR	68.16	66.82	67.49
<b>Market Capitalization (Frw)</b>			
<b>3,750,825,959,416</b>			

#### 4. INDICES



#### 5. Bond market on 24/09/2021

##### A. Government bonds

ISIN-CODE	Status	Security	Maturity	Coupon rate	Close. Price	Prev. Price	Bids	Offers	Bond traded
RW000A1ZTAM0		FXD4/2014/7yrs	19/11/2021	12.475%	101	101	0.00	0.00	0.00
RW000A1Z2RJ7		FXD2/2015/10yrs	25/05/2025	12.925%	109	109	0.00	0.00	0.00
RW000A182K48		FXD2/2016/15Yrs	09/05/2031	13.5%	103.5	103.5	0.00	0.00	0.00
RW000A19D0U5		FXD1/2017/5Yrs	18/02/2022	12.375%	101.81	101.81	0.00	101.5	0.00
RW000A19JG53		FXD2/2017/7Yrs	17/05/2024	12.675%	103.73	103.73	0.00	0.00	0.00
RW000A19NL84		FXD3/2017/5Yrs	19/08/2022	12.200%	103.5	103.5	0.00	0.00	0.00
RW000A19S1Q4	Re-opened	FXD4/2017/7Yrs	15/11/2024	12.40%	104.3	104.3	0.00	0.00	0.00
RW000A19W8Z4		FXD1/2018/5Yrs	17/02/2023	11.80%	103.5	103.5	0.00	0.00	0.00
RW000A19HS6	Re-opened	FXD2/2018/10Yrs	12/05/2028	12.50%	104	104	0.00	0.00	0.00
RW000A194997	Re-opened	FXD3/2018/15Yrs	05/08/2033	12.9%	103	103	0.00	0.00	0.00
RW000A2RUZ00		FXD4/2018/3Yrs	19/11/2021	11.150%	103.5	103.5	0.00	0.00	0.00
RW000A2RYEG9	Re-opened	FXD1/2019/7Yrs	13/02/2026	11.850%	102.5	102.5	0.00	0.00	0.00
RW000A2R26W1	Re-opened	FXD2/2019/5Yrs	17/05/2024	11.300%	109	109	0.00	104	0.00
RW000A2R64M3	Re-opened	FXD3/2019/20Yrs	29/07/2039	13.250%	100.5	100.5	0.00	0.00	0.00

<b>RW000A2SA2Y9</b>	Re-opened	FXD4/2019/3Yrs	18/11/2022	10.950%	104.559	104.559	0.00	0.00	0.00
<b>RW000A2SA2Z6</b>	Re-opened	FXD5/2019/7Yrs	13/11/2026	11.550%	102.7	102.7	0.00	104.1	0.00
<b>RW000A2SB2X0</b>		FXD1/2020/3Yrs	20/01/2023	10.800%	103	103	0.00	0.00	0.00
<b>RW000A28UBB2</b>	Re-opened	FXD2/2020/15Yrs	02/02/2035	12.550%	102.5	102.5	0.00	0.00	0.00
<b>RW000A28VKN6</b>		FXD3/2020/3Yrs	24/03/2023	10.650%	100.04	100.04	0.00	0.00	0.00
<b>RW000A28XYS2</b>	Re-opened	FXD4/2020/10Yrs	10/05/2030	12.150%	104.5	104.5	0.00	104.1	0.00
<b>RW000A281XB8</b>	Re-opened	FXD5/2020/5Yrs	18/08/2025	11.145%	103	103	0.00	0.00	0.00
<b>RW000A281XA0</b>	Re-opened	FXD6/2020/20Yrs	27/07/2040	13.150%	101.5	101.5	0.00	0.00	0.00
<b>RW000A283W59</b>	Re-opened	FXD7/2020/7Yrs	12/11/2027	11.435%	103.4	103.6	0.00	0.00	3,000,000
<b>RW000A3KMCV0</b>		FXD1/2021/5Yrs	13/02/2026	11.00%	100	100	0.00	0.00	0.00
<b>RW000A3KMCW8</b>	Re-opened	FXD2/2021/10Yrs	07/02/2031	12.00%	101.2	101.2	101.2	0.00	0.00
<b>RW000A3KQVN8</b>	Re-opened	FXD3/2021/15Yrs	02/05/2036	12.50%	104.5	104.5	0.00	0.00	0.00
<b>RW000A3KVKE0</b>		FXD4/2021/20YRS	26/07/2041	13.00%	102.4	102.4	0.00	0.00	0.00

## B. Corporate bonds

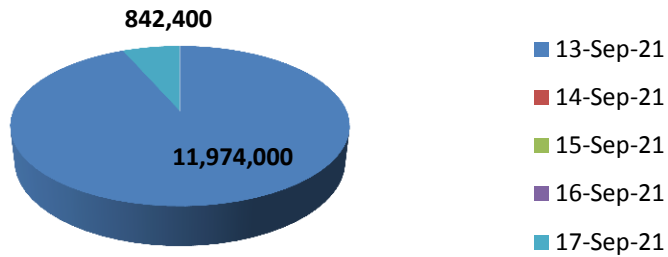
ISIN-CODE	Status	Security	Maturity	Coupon rate	Close Price	Prev. Price	Bids	Offers	Bond traded
<b>RW000A3KU2U0</b>		ECTL/2021/10Yrs	11/06/2031	13.75%	0.00	0.00	0.00	0.00	0.00

## 6. WEEKLY REPORT ON 24/09/2021

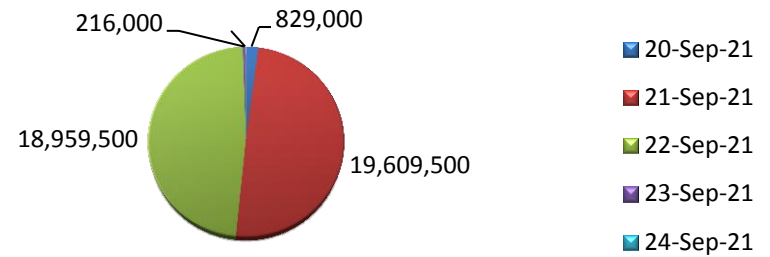
### 1. EQUITY MARKET

PREVIOUS WEEK				THIS WEEK				VARIATION	
Date	Volume	Value (Frw)	Deals	Date	Volume	Value (Frw)	Deals	Change in value	%
<b>13-Sep-21</b>	79,100	11,974,000	4	<b>20-Sep-21</b>	10,700	829,000	4	(11,145,000)	(93.07)
<b>14-Sep-21</b>	0.00	0.00	0.00	<b>21-Sep-21</b>	97,100	19,609,500	8	19,609,500	100.00
<b>15-Sep-21</b>	0.00	0.00	0.00	<b>22-Sep-21</b>	77,700	18,959,500	6	18,959,500	100.00
<b>16-Sep-21</b>	0.00	0.00	0.00	<b>23-Sep-21</b>	4,800	216,000	1	216,000	100.00
<b>17-Sep-21</b>	14,900	842,400	3	<b>24-Sep-21</b>	0.00	0.00	0.00	(842,400)	-100.00
<b>TOTAL</b>	<b>94,000</b>	<b>12,816,400</b>	<b>7</b>	<b>TOTAL</b>	<b>190,300</b>	<b>39,614,000</b>	<b>19</b>	<b>26,797,600</b>	<b>209.08</b>

**Turnover for the week ended on Friday  
17th September, 2021**



**Turnover for the week ended on Friday 24th  
September, 2021**



2. **BOND MARKET:** During this week, the fixed income recorded Frw 159,617,000 worth of bonds traded in 8 deals at between Frw 101.5 and 104.5

7. **CORPORATE NEWS**

- **Nation Media Group Plc Annual General Meeting of shareholders has approved the buyback of up to ten percent (10%) of the Company's issued and paid-up share capital. The buyback is by way of open market purchases at KES 25 per ordinary share through the Nairobi Securities Exchange trading platform. The offer opened on 28<sup>th</sup> June 2021 and is expected to close on the earliest of the Company buying up to 10% of its issued share capital or at 3:00pm on Friday 24<sup>th</sup> September, 2021.**