



RWANDA STOCK EXCHANGE MARKET REPORT FOR FRIDAY 24TH MARCH 2023

1. Market overview

- Today's trading session recorded a total turnover of Frw 493,000 from 2,900 BLR shares traded in 1 deal on the equities market while the fixed-income market remained quiet.
- RSI and ALSI remained constant to close at 109.32 and 142.65 respectively.
- BLR counter closed at Frw 170 (Frw 170 previous). The trading session recorded a total turnover of Frw 493,000 from 2,900 shares traded in 1 deal.
- Equities counters closed as follows: BOK: Frw 270; IMR: Frw 45; CMR: Frw 120; MTNR: Frw 174; EQTY: Frw 440; KCB: Frw 328; NMG: Frw 1200; USL: Frw 104 and RHB: Frw 526

2. Closing bell

At the end of the formal trading hours; On the BOK counter, there were outstanding offers of 18,600 shares between Frw 271 - 280 and no bids. On MTNR counter, there were outstanding offers of 1,290,100 shares between Frw 174 - 180 and no bids. On BLR counter, there was an outstanding offer of 49,000 shares at Frw 175 and outstanding bids of 6,600 shares between Frw 160 - 170. On IMR counter, there were outstanding offers of 245,400 shares at Frw 45 and no bids. On CMR counter, there were outstanding bids of 46,100 shares between Frw 122 – 130 and no offers.

On the bonds market, there were no offers and no bids.

3. Equities Market on 24/03/2023

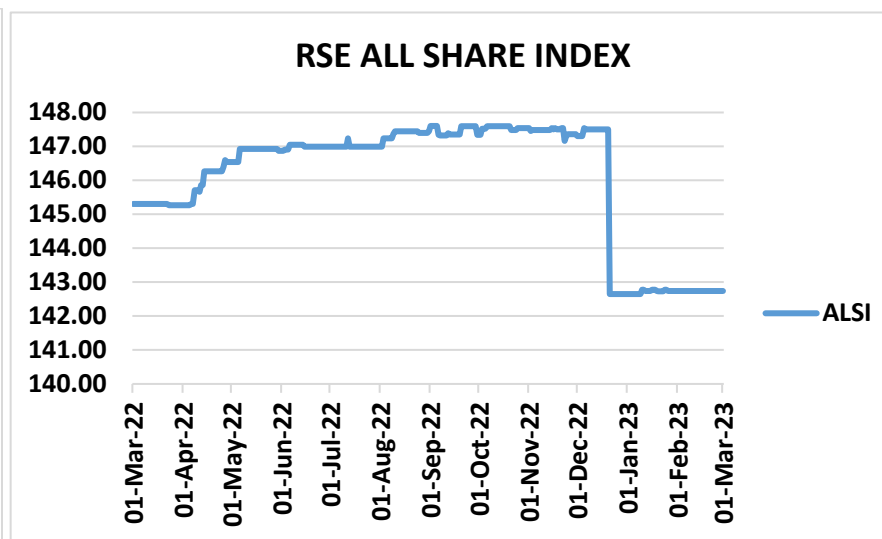
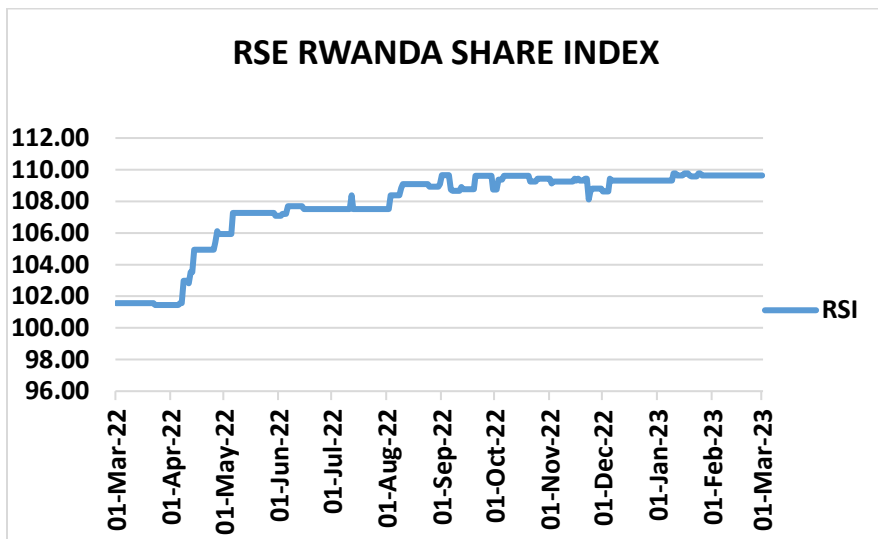
ISIN-CODE	Stock	Past 12 months		Today's session		Closing	Prev.	Change	Volume	Value
		High	Low	High	Low					
RW000A1JCYA5	BOK	272	245	0.00	0.00	270	270	0.00	0.00	0.00
RW000A1H63N6	BLR	170	125	170	170	170	170	+0.00	2,900	493,000
KE0000000380	NMG	1,200	1,200	0.00	0.00	1,200	1,200	0.00	0.00	0.00
KE0000000315	KCB	370	328	0.00	0.00	328	328	0.00	0.00	0.00
KE0000000489	USL	104	104	0.00	0.00	104	104	0.00	0.00	0.00
KE0000000554	EQTY	440	440	0.00	0.00	440	440	0.00	0.00	0.00
RW000A2DN989	IMR	45	42	0.00	0.00	45	45	0.00	0.00	0.00
ZAE000244737	RHB	526	526	0.00	0.00	526	526	0.00	0.00	0.00
RW000A2QAPH5	CMR	120	120	0.00	0.00	120	120	0.00	0.00	0.00
RW000A3CNNB4	MTNR	180	174	0.00	0.00	174	174	0.00	0.00	0.00

Market Status	
08h50-08h59	Pre-Open
09h00-12h00	Open
12h00-08h50	Close

INDICES	Previous	Today	Points	Change %
RSI	109.32	109.32	+0.00	+0.00
ALSI	142.65	142.65	+0.00	+0.00
OTHER TRADING STAT				
Shares traded	159,500	2,900	(156,600)	(98.18)
Equity Turnover	28,990,000	493,000	(28,497,000)	(98.30)
Number of deals	3.00	1.00	(2.00)	(66.67)

Exchange rate against Frw as at 24/03/2023			
Currency	Sell	Buy	Average
USD	1,111.74	1,089.95	1,100.85
KES	8.46	8.30	8.38
UGS	0.29	0.28	0.29
BIF	0.53	0.52	0.52
TZS	0.47	0.46	0.47
ZAR	61.39	60.19	60.79
Market Capitalization (Frw)			
3,640,536,506,100			

4. INDICES



5. Bond market on 24/03/2023

A. Government bonds

ISIN-CODE	Status	Security	Maturity	Coupon rate	Close. Price	Prev. Price	Bids	Offers	Bond traded
RW000A1Z2RJ7		FXD2/2015/10yrs	25/05/2025	12.925%	108.58	108.58	0.00	0.00	0.00
RW000A182K48		FXD2/2016/15Yrs	09/05/2031	13.5%	100.5	100.5	0.00	0.00	0.00
RW000A19JG53		FXD2/2017/7Yrs	17/05/2024	12.675%	106.328	106.328	0.00	0.00	0.00
RW000A19S1Q4	Re-opened	FXD4/2017/7Yrs	15/11/2024	12.40%	104.9485	104.9485	0.00	0.00	0.00
RW000A19HS6	Re-opened	FXD2/2018/10Yrs	12/05/2028	12.50%	103.6	103.6	0.00	0.00	0.00
RW000A194997	Re-opened	FXD3/2018/15Yrs	05/08/2033	12.9%	104	104	0.00	0.00	0.00
RW000A2RYEG9	Re-opened	FXD1/2019/7Yrs	13/02/2026	11.850%	100.05	100.05	0.00	0.00	0.00
RW000A2R26W1	Re-opened	FXD2/2019/5Yrs	17/05/2024	11.300%	103.2	103.2	0.00	0.00	0.00
RW000A2R64M3	Re-opened	FXD3/2019/20Yrs	29/07/2039	13.250%	104	104	0.00	0.00	0.00
RW000A2SA2Z6	Re-opened	FXD5/2019/7Yrs	13/11/2026	11.550%	102	102	0.00	0.00	0.00
RW000A28UBB2	Re-opened	FXD2/2020/15Yrs	02/02/2035	12.550%	100.5	100.5	0.00	0.00	0.00
RW000A28XYS2	Re-opened	FXD4/2020/10Yrs	10/05/2030	12.150%	102.5	102.5	0.00	0.00	0.00
RW000A281XB8	Re-opened	FXD5/2020/5Yrs	18/08/2025	11.145%	107.13	107.13	0.00	0.00	0.00

RW000A281XA0	Re-opened	FXD6/2020/20Yrs	27/07/2040	13.150%	103	103	0.00	0.00	0.00
RW000A283W59	Re-opened	FXD7/2020/7Yrs	12/11/2027	11.435%	102	102	0.00	0.00	0.00
RW000A3KMCV0		FXD1/2021/5Yrs	13/02/2026	11.00%	101.56	101.56	0.00	0.00	0.00
RW000A3KMCW8	Re-opened	FXD2/2021/10Yrs	07/02/2031	12.00%	101	101	0.00	0.00	0.00
RW000A3KQVN8	Re-opened	FXD3/2021/15Yrs	02/05/2036	12.50%	102	102	0.00	0.00	0.00
RW000A3KVKE0	Re-opened	FXD4/2021/20Yrs	26/07/2041	13.00%	102	102	0.00	0.00	0.00
RW000A3KZPF7		FXD5/2021/3Yrs	15/11/2024	10.650%	101.7	101.7	0.00	0.00	0.00
RW000A3KZPG5	Re-opened	FXD6/2021/7Yrs	10/11/2028	11.425%	101	101	0.00	0.00	0.00
RW000A3K2MS4		FXD1/2022/5Yrs	12/02/2027	11.00%	103.65	103.65	0.00	0.00	0.00
RW000A3K5X77	Re-opened	FXD2/2022/10Yrs	07/05/2032	12.15%	103.7	103.7	0.00	0.00	0.00
RW000A3K7Y09		FXD3/2022/3Yrs	18/07/2025	10.85%	101.5	101.5	0.00	0.00	0.00
RW000A3K8U10	Re-opened	FXD4/2022/15Yrs	31/07/2037	12.75%	102.3	102.3	0.00	0.00	0.00
RW000A3LBNN5	Re-opened	FXD5/2022/7Yrs	09/11/2029	11.75%	104	104	0.00	0.00	0.00
RW000A3LDF00		FXD1/2023/20Yrs	26/12/2042	13.15%	102	102	0.00	0.00	0.00

B. Corporate bonds

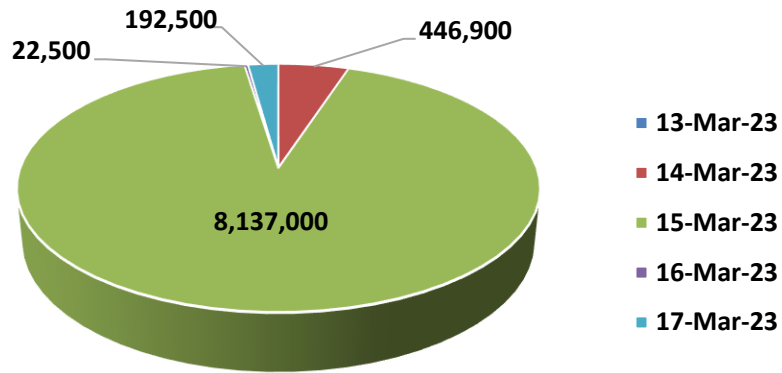
ISIN-CODE	Status	Security	Maturity	Coupon rate	Close. Price	Prev. Price	Bids	Offers	Bond traded
RW000A3KU2U0		ECTL/2021/10Yrs	11/06/2031	13.75%	101.2	101.2	0.00	0.00	0.00

6. WEEKLY REPORT ON 24/03/2023

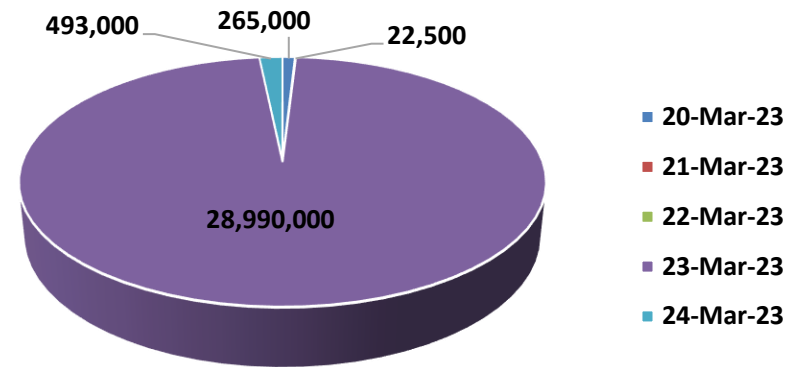
6.1. EQUITY MARKET

PREVIOUS WEEK				THIS WEEK				VARIATION	
Date	Volume	Value (Frw)	Deals	Date	Volume	Value (Frw)	Deals	Change in value	%
13-Mar-23	0.00	0.00	0.00	20-Mar-23	3,000	265,000	2.00	265,000	100.00
14-Mar-23	3,300	446,900	4.00	21-Mar-23	0.00	0.00	0.00	(446,900)	(100.00)
15-Mar-23	41,100	8,137,000	6.00	22-Mar-23	500	22,500	1.00	(8,114,500)	(99.72)
16-Mar-23	500	22,500	1.00	23-Mar-23	159,500	28,990,000	3.00	28,967,500	128,744.44
17-Mar-23	1,100	192,500	1.00	24-Mar-23	2,900	493,000	1.00	300,500	156.10
TOTAL	46,000	8,798,900	12.00	TOTAL	165,900	29,770,500	7.00	20,971,600	238.34

**Turnover for the week ended on Friday
17th March 2023**



**Turnover for the week ended on Friday 24th
March 2023**



6.2 BOND MARKET: During this week, the fixed income market recorded Frw 2,672,852,900 worth of bonds traded in 11 deals between Frw 100.5 – 103.65.