



RWANDA STOCK EXCHANGE MARKET REPORT FOR FRIDAY 24TH JANUARY, 2020

1. Market overview

- Both RSI and ALSI remained constant to close at 121.78 and 150.97 respectively.
- Today's trading session recorded a total of Frw 52,000 from 200 shares traded in 1 deal.
- BOK counter closed at Frw 260 (Frw 260 previous). The trading session recorded a total turnover of Frw 52,000 from 200 shares traded in 1 deal.
- Equities counters closed as follows: CTL: Frw 65; BLR: Frw 139; IMR: Frw 90; EQTY: Frw 445; KCB: Frw 370; NMG: Frw 1200 and USL: Frw 104.

2. Closing bell

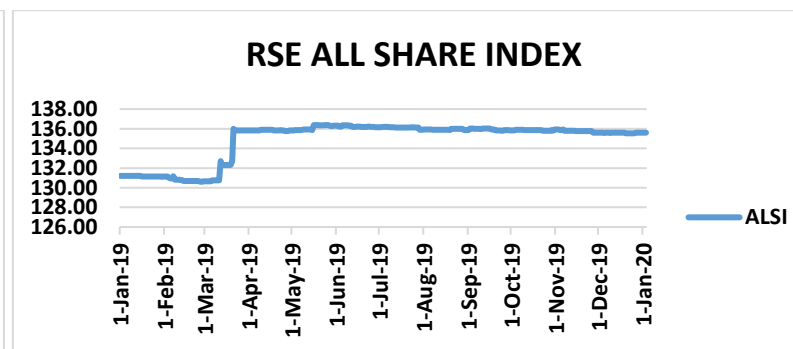
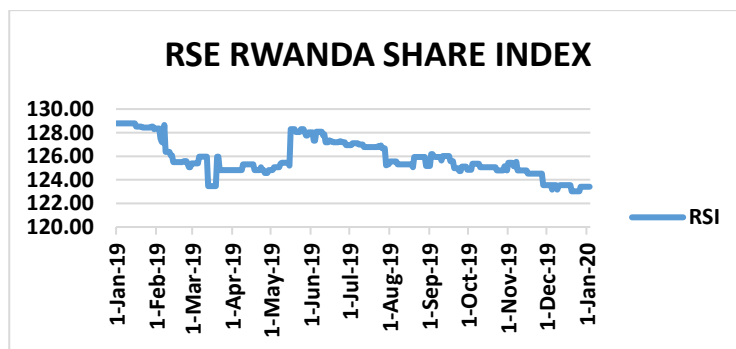
At the end of the formal trading hours, on BOK counter there were outstanding offers of 211,200 shares between Frw 260-275 and no bids. On BLR counter, there were outstanding offers of 726,200 shares between Frw 139-152 and no bids. On CTL counter, there were outstanding offers of 62,000 shares at Frw 70 and an outstanding bid 24,100 shares at Frw 65. On IMR counter, there were outstanding offers of 985,800 shares between Frw 90-97 and no bids.

3. Equities Market on 24/01/2020

ISIN-CODE	Stock	12 past months		Today's session		Closing	Prev.	Change	Volume	Value
		High	Low	High	Low					
RW000A1JCYA5	BOK	278	259	260	260	260	260	+0.00	200	52,000
RW000A1H63N6	BLR	150	139	0.00	0.00	139	139	0.00	0.00	0.00
KE0000000380	NMG	1,200	1,200	0.00	0.00	1,200	1,200	0.00	0.00	0.00
KE0000000315	KCB	370	330	0.00	0.00	370	370	0.00	0.00	0.00
KE0000000489	USL	104	104	0.00	0.00	104	104	0.00	0.00	0.00
KE0000000554	EQTY	445	350	0.00	0.00	445	445	0.00	0.00	0.00
RW000A14UYP4	CTL	80	50	0.00	0.00	65	65	0.00	0.00	0.00
RW000A2DN989	IMR	91	89	0.00	0.00	90	90	0.00	0.00	0.00

Market Status	
08h50-08h59	Pre- Open
09h00-12h00	Open
12h00-08h50	Close

4. INDICES



INDICES	Previous	Today	Points	Change %
RSI	121.78	121.78	+0.00	+0.00
ALSI	150.97	150.97	+0.00	+0.00
OTHER TRADING STAT				
Shares traded	47,100	200	(46,900)	(99.57)
Equity Turnover	3,607,500	52,000	(3,555,500)	(98.55)
Number of deals	4.00	1.00	(3.00)	(75.00)

Exchange rate against Frw as at 24/01/2020			
Currency	Sell	Buy	Average
USD	934.41	916.09	925.25
KES	9.16	8.98	9.07
UGS	0.25	0.24	0.24
TZS	0.40	0.39	0.39
BIF	0.48	0.47	0.48
Market Capitalization (Frw)			
3,393,668,714,336			

5. Bond market on 24/01/2020

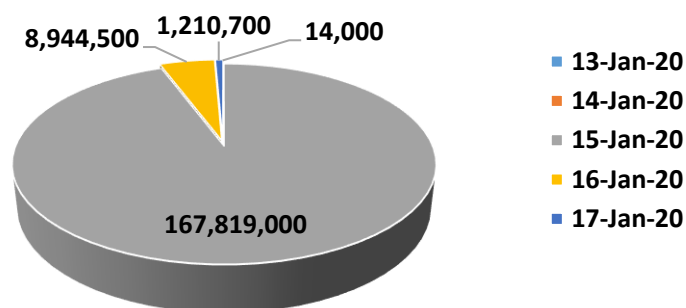
A. Government bonds

ISIN-CODE	Status	Security	Maturity	Coupon rate	Close. Price	Prev. Price	Bids	Offers	Bond traded
RW000A1ZTAM0		FXD4/2014/7yrs	19/11/2021	12.475%	100.1	102.1	0.00	0.00	0.00
RW000A1Z2RJ7		FXD2/2015/10yrs	25/05/2025	12.925%	102.33	102.5	0.00	0.00	0.00
RW000A1Z5Z93		FXD3/2015/5yrs	21/08/2020	11.950%	103	102.6	0.00	0.00	0.00
RW000A187NK1		FDX1/2016/5yrs	19/02/2021	12.00%	103.6	102.5	0.00	0.00	0.00
RW000A182K48		FXD2/2016/15Yrs	09/05/2031	13.5%	105.5	103.2	0.00	0.00	0.00
RW000A185V91		FXD 3/2016/5Yrs	20/08/2021	12.25%	102.3	101	0.00	0.00	0.00
RW000A19D0U5		FXD1/2017/5Yrs	18/02/2022	12.375%	106.7	102.6	0.00	0.00	0.00
RW000A19JG53		FXD2/2017/7Yrs	17/05/2024	12.675%	104.24	102.1	0.00	0.00	0.00
RW000A19NL84		FXD3/2017/5Yrs	19/08/2022	12.200%	102	103.25	0.00	0.00	0.00
RW000A19S1Q4	Re-opened	FXD4/2017/7Yrs	15/11/2024	12.40%	104	101.5	0.00	0.00	0.00
RW000A19W8Z4		FXD1/2018/5Yrs	17/02/2023	11.80%	103	102.6	0.00	0.00	0.00
RW000A19HS6	Re-opened	FXD2/2018/10Yrs	12/05/2028	12.50%	100.4	105.49	0.00	0.00	0.00
RW000A194997	Re-opened	FXD3/2018/15Yrs	05/08/2033	12.9%	103	103.5	0.00	0.00	0.00
RW000A2RUZ00		FXD4/2018/3Yrs	19/11/2021	11.150%	102	104	0.00	0.00	0.00
RW000A2RYEG9	Re-opened	FXD1/2019/7Yrs	13/02/2026	11.850%	106.7	106.7	0.00	0.00	0.00
RW000A2R26W1	Re-opened	FXD2/2019/5Yrs	17/05/2024	11.300%	104	101.49	0.00	0.00	0.00
RW000A2R64M3	Re-opened	FXD3/2019/20Yrs	29/07/2039	13.250%	103.52	105.8	0.00	0.00	0.00
RW000A2SA2Y9		FXD4/2019/3Yrs	18/11/2022	10.950%	104	100	0.00	0.00	0.00
RW000A2SA2Z6		FXD5/2019/7Yrs	13/11/2026	11.550%	101.5	100	0.00	0.00	0.00

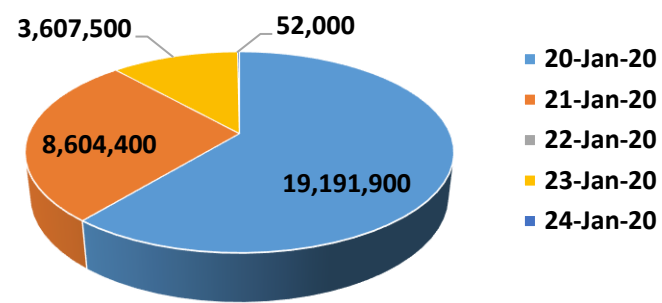
1. EQUITY MARKET

PREVIOUS WEEK				THIS WEEK				VARIATION	
Date	Volume	Value (Frw)	Deals	Date	Volume	Value (Frw)	Deals	Change in value	%
13 - January-20	200	14,000	1.00	20 - January-20	74,100	19,191,900	1.00	19,177,900	136,985
14 - January-20	0.00	0.00	0.00	21 - January-20	44,600	8,604,400	5.00	8,604,400	100
15 - January-20	2,411,700	167,819,000	6.00	22 - January-20	0.00	0.00	0.00	(167,819,000)	(100)
16 - January-20	20,100	8,944,500	1.00	23 - January-20	47,100	3,607,500	4.00	(5,337,000)	(59.67)
17 - January-20	14,300	1,210,700	2.00	24 - January-20	200	52,000	1.00	(1,158,700)	(95.70)
TOTAL	2,446,300	177,988,200	10.00	TOTAL	166,000	31,455,800	11.00	(146,532,400)	(82.33)

Turnover for the week ended on Friday
17th January,2020



Turnover for the week ended on Friday
24th January,2020



1. BOND MARKET

During this week, the market recorded a total of Frw 6,834,000 worth of bond traded at Frw 102 in 1 deal.