



RWANDA STOCK EXCHANGE MARKET REPORT FOR FRIDAY 23RD DECEMBER 2022

1. Market overview

- The trading session recorded a turnover of Frw 10,250,000 worth of bonds traded in 2 deals on the fixed income market and Frw 213,700 from 1,900 shares traded in 2 deals on the equities market.
- RSI and ALSI remained constant to close at 109.30 and 142.64 respectively.
- MTNR counter closed at Frw 175 (Frw 175 previous). The trading session recorded a total turnover of Frw 175,000 from 1,000 shares traded in 1 deal.
- IMR counter closed at Frw 43 (Frw 43 previous). The trading session recorded a total turnover of Frw 38,700 from 900 shares traded in 1 deal.
- Equities counters closed as follows: BLR: Frw 170; BOK: Frw 271; CMR: Frw 120; EQTY: Frw 440; KCB: Frw 328; NMG: Frw 1200; USL: Frw 104 and RHB: Frw 526

2. Closing bell

At the end of the formal trading hours; On the BOK counter, there were outstanding offers of 48,900 shares between Frw 271 - 272 and no bids. On MTNR counter, there were outstanding offers of 1,241,600 shares between Frw 175 - 180 and no bids. On BLR counter, there were outstanding offers of 32,500 shares at Frw 170 and no bids. On IMR counter, there were outstanding offers of 257,100 shares between Frw 43 - 45 and no bids. On CMR counter, there was an outstanding bid of 2,800 shares at Frw 120 and no offers.

On the bonds market, there were no offers and no bids.

3. Equities Market on 23/12/2022

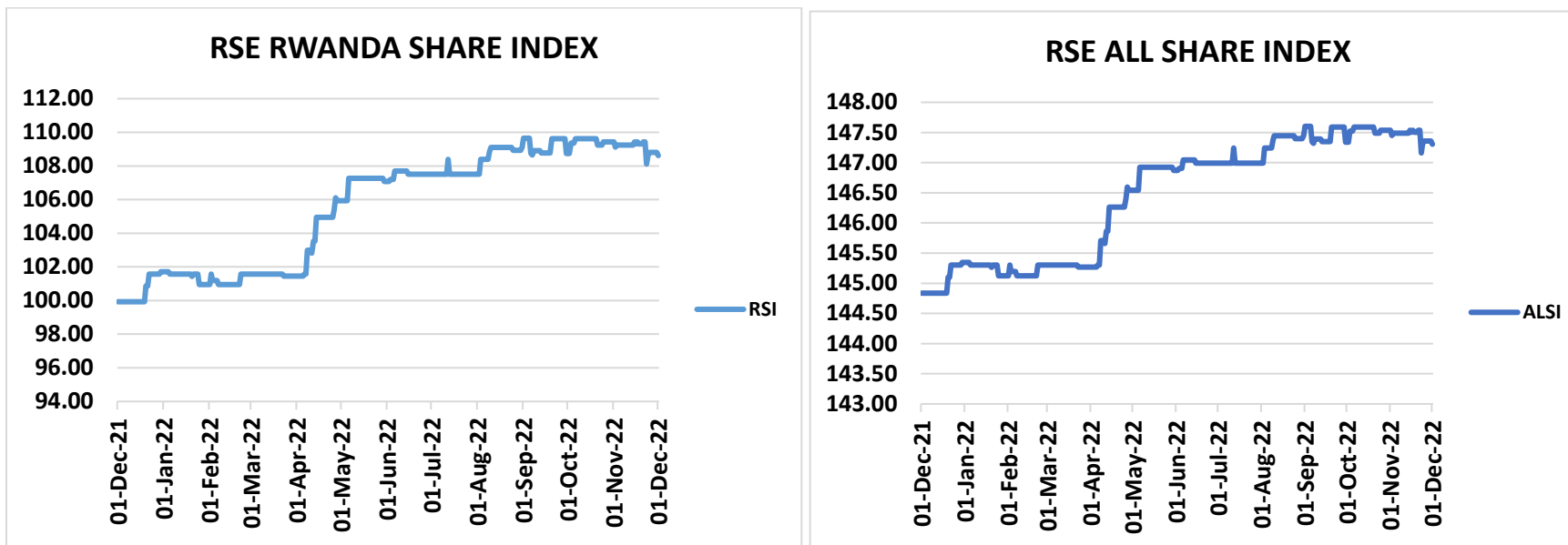
| ISIN-CODE | Stock | Past 12 months | | Today's session | | Closing | Prev. | Change | Volume | Value |
|--------------|-------|----------------|-------|-----------------|------|---------|-------|--------|--------|---------|
| | | High | Low | High | Low | | | | | |
| RW000A1JCYA5 | BOK | 272 | 235 | 0.00 | 0.00 | 271 | 271 | 0.00 | 0.00 | 0.00 |
| RW000A1H63N6 | BLR | 170 | 114 | 0.00 | 0.00 | 170 | 170 | 0.00 | 000 | 0.00 |
| KE0000000380 | NMG | 1,200 | 1,200 | 0.00 | 0.00 | 1,200 | 1,200 | 0.00 | 0.00 | 0.00 |
| KE0000000315 | KCB | 370 | 370 | 0.00 | 0.00 | 328 | 328 | 0.00 | 0.00 | 0.00 |
| KE0000000489 | USL | 104 | 104 | 0.00 | 0.00 | 104 | 104 | 0.00 | 0.00 | 0.00 |
| KE0000000554 | EQTY | 440 | 440 | 0.00 | 0.00 | 440 | 440 | 0.00 | 0.00 | 0.00 |
| RW000A2DN989 | IMR | 45 | 0.00 | 43 | 43 | 43 | 43 | +0.00 | 900 | 38,700 |
| ZAE000244737 | RHB | 526 | 526 | 0.00 | 0.00 | 526 | 526 | 0.00 | 0.00 | 0.00 |
| RW000A2QAPH5 | CMR | 120 | 120 | 0.00 | 0.00 | 120 | 120 | 0.00 | 0.00 | 0.00 |
| RW000A3CNNB4 | MTNR | 230 | 175 | 175 | 175 | 175 | 175 | +0.00 | 1,000 | 175,000 |

| Market Status | |
|---------------|----------|
| 08h50-08h59 | Pre-Open |
| 09h00-12h00 | Open |
| 12h00-08h50 | Close |

| INDICES | Previous | Today | Points | Change % |
|---------------------------|----------|---------|---------|----------|
| RSI | 109.30 | 109.30 | +0.00 | +0.00 |
| ALSI | 142.64 | 142.64 | +0.00 | +0.00 |
| OTHER TRADING STAT | | | | |
| Shares traded | 1,200 | 1,900 | 700 | 58.33 |
| Equity Turnover | 77,000 | 213,700 | 136,700 | 177.53 |
| Number of deals | 2.00 | 2.00 | 0.00 | 0.00 |

| Exchange rate against Frw as at 23/12/2022 | | | |
|--|----------|----------|----------|
| Currency | Sell | Buy | Average |
| USD | 1,079.52 | 1,058.35 | 1,068.94 |
| KES | 8.75 | 8.58 | 8.67 |
| UGS | 0.29 | 0.29 | 0.29 |
| BIF | 0.52 | 0.51 | 0.51 |
| TZS | 0.46 | 0.45 | 0.45 |
| ZAR | 62.86 | 61.63 | 62.25 |
| Market Capitalization (Frw) | | | |
| 3,640,396,218,222 | | | |

4. INDICES



5. Bond market on 23/12/2022

A. Government bonds

| ISIN-CODE | Status | Security | Maturity | Coupon rate | Close. Price | Prev. Price | Bids | Offers | Bond traded |
|--------------|-----------|-----------------|------------|-------------|--------------|-------------|------|--------|-------------|
| RW000A1Z2RJ7 | | FXD2/2015/10yrs | 25/05/2025 | 12.925% | 101 | 101 | 0.00 | 0.00 | 0.00 |
| RW000A182K48 | | FXD2/2016/15Yrs | 09/05/2031 | 13.5% | 101 | 101 | 0.00 | 0.00 | 0.00 |
| RW000A19JG53 | | FXD2/2017/7Yrs | 17/05/2024 | 12.675% | 101 | 102 | 0.00 | 0.00 | 5,000,000 |
| RW000A19S1Q4 | Re-opened | FXD4/2017/7Yrs | 15/11/2024 | 12.40% | 104.9485 | 104.9485 | 0.00 | 0.00 | 0.00 |
| RW000A19W8Z4 | | FXD1/2018/5Yrs | 17/02/2023 | 11.80% | 104.298 | 104.298 | 0.00 | 0.00 | 0.00 |
| RW000A19HS6 | Re-opened | FXD2/2018/10Yrs | 12/05/2028 | 12.50% | 101 | 101 | 0.00 | 0.00 | 0.00 |
| RW000A194997 | Re-opened | FXD3/2018/15Yrs | 05/08/2033 | 12.9% | 104 | 107.67 | 0.00 | 0.00 | 5,000,000 |
| RW000A2RYEG9 | Re-opened | FXD1/2019/7Yrs | 13/02/2026 | 11.850% | 105.7 | 105.7 | 0.00 | 0.00 | 0.00 |
| RW000A2R26W1 | Re-opened | FXD2/2019/5Yrs | 17/05/2024 | 11.300% | 102.8 | 102.8 | 0.00 | 0.00 | 0.00 |
| RW000A2R64M3 | Re-opened | FXD3/2019/20Yrs | 29/07/2039 | 13.250% | 104.5 | 104.5 | 0.00 | 0.00 | 0.00 |
| RW000A2SA2Z6 | Re-opened | FXD5/2019/7Yrs | 13/11/2026 | 11.550% | 104.6 | 104.6 | 0.00 | 0.00 | 0.00 |
| RW000A2SB2X0 | | FXD1/2020/3Yrs | 20/01/2023 | 10.800% | 103 | 103 | 0.00 | 0.00 | 0.00 |

| | | | | | | | | | |
|---------------------|-----------|-----------------|------------|---------|--------|--------|------|------|------|
| RW000A28UBB2 | Re-opened | FXD2/2020/15Yrs | 02/02/2035 | 12.550% | 104 | 104 | 0.00 | 0.00 | 0.00 |
| RW000A28VKN6 | | FXD3/2020/3Yrs | 24/03/2023 | 10.650% | 103.55 | 103.55 | 0.00 | 0.00 | 0.00 |
| RW000A28XYS2 | Re-opened | FXD4/2020/10Yrs | 10/05/2030 | 12.150% | 101.4 | 101.4 | 0.00 | 0.00 | 0.00 |
| RW000A281XB8 | Re-opened | FXD5/2020/5Yrs | 18/08/2025 | 11.145% | 101.7 | 101.7 | 0.00 | 0.00 | 0.00 |
| RW000A281XA0 | Re-opened | FXD6/2020/20Yrs | 27/07/2040 | 13.150% | 104 | 104 | 0.00 | 0.00 | 0.00 |
| RW000A283W59 | Re-opened | FXD7/2020/7Yrs | 12/11/2027 | 11.435% | 101.95 | 101.95 | 0.00 | 0.00 | 0.00 |
| RW000A3KMCV0 | | FXD1/2021/5Yrs | 13/02/2026 | 11.00% | 104.2 | 104.2 | 0.00 | 0.00 | 0.00 |
| RW000A3KMCW8 | Re-opened | FXD2/2021/10Yrs | 07/02/2031 | 12.00% | 105 | 105 | 0.00 | 0.00 | 0.00 |
| RW000A3KQVN8 | Re-opened | FXD3/2021/15Yrs | 02/05/2036 | 12.50% | 101 | 101 | 0.00 | 0.00 | 0.00 |
| RW000A3KVKE0 | Re-opened | FXD4/2021/20Yrs | 26/07/2041 | 13.00% | 105 | 105 | 0.00 | 0.00 | 0.00 |
| RW000A3KZPF7 | | FXD5/2021/3Yrs | 15/11/2024 | 10.650% | 101.7 | 101.7 | 0.00 | 0.00 | 0.00 |
| RW000A3KZPG5 | Re-opened | FXD6/2021/7Yrs | 10/11/2028 | 11.425% | 101 | 101 | 0.00 | 0.00 | 0.00 |
| RW000A3K2MS4 | | FXD1/2022/5Yrs | 12/02/2027 | 11.00% | 104.8 | 104.8 | 0.00 | 0.00 | 0.00 |
| RW000A3K5X77 | Re-opened | FXD2/2022/10Yrs | 07/05/2032 | 12.15% | 101 | 101 | 0.00 | 0.00 | 0.00 |
| RW000A3K7Y09 | | FXD3/2022/3Yrs | 18/07/2025 | 10.85% | 103 | 103 | 0.00 | 0.00 | 0.00 |
| RW000A3K8U10 | Re-opened | FXD4/2022/15Yrs | 31/07/2037 | 12.75% | 104 | 104 | 0.00 | 0.00 | 0.00 |
| RW000A3LBNN5 | | FXD5/2022/7Yrs | 09/11/2029 | 11.75% | 102.5 | 102.5 | 0.00 | 0.00 | 0.00 |

B. Corporate bonds

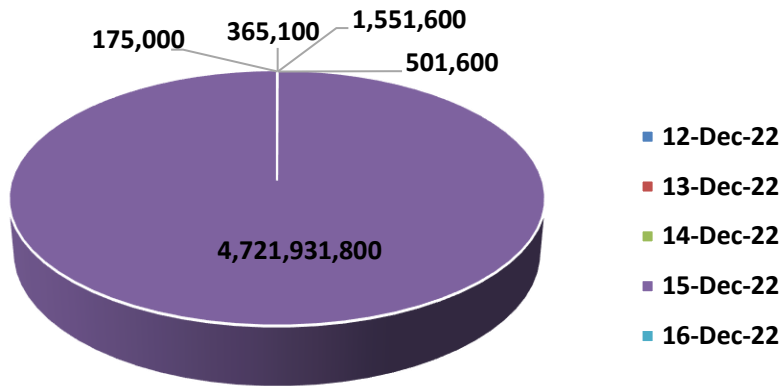
| ISIN-CODE | Status | Security | Maturity | Coupon rate | Close. Price | Prev. Price | Bids | Offers | Bond traded |
|---------------------|--------|-----------------|------------|-------------|--------------|-------------|------|--------|-------------|
| RW000A3KU2U0 | | ECTL/2021/10Yrs | 11/06/2031 | 13.75% | 103.3 | 103.3 | 0.00 | 0.00 | 0.00 |

6. WEEKLY REPORT ON 23/12/2022

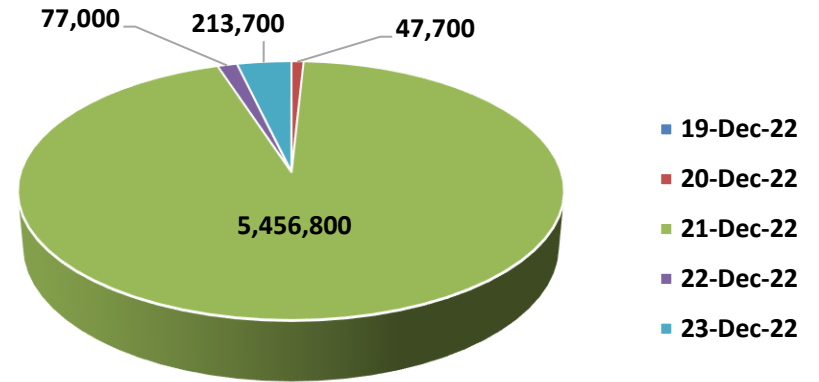
6.1. EQUITY MARKET

| PREVIOUS WEEK | | | | THIS WEEK | | | | VARIATION | |
|------------------|-------------------|----------------------|--------------|------------------|---------------|------------------|--------------|------------------------|----------------|
| Date | Volume | Value (Frw) | Deals | Date | Volume | Value (Frw) | Deals | Change in value | % |
| 12-Dec-22 | 2,000 | 365,100 | 4.00 | 19-Dec-22 | 0.00 | 0.00 | 0.00 | (365,100) | (100.00) |
| 13-Dec-22 | 35,400 | 1,551,600 | 3.00 | 20-Dec-22 | 400 | 47,700 | 3.00 | (1,503,900) | (96.92) |
| 14-Dec-22 | 2,300 | 501,600 | 2.00 | 21-Dec-22 | 49,600 | 5,456,800 | 7.00 | 4,955,200 | 987.87 |
| 15-Dec-22 | 29,024,100 | 4,721,931,800 | 3.00 | 22-Dec-22 | 1,200 | 77,000 | 2.00 | (4,721,854,800) | (99.99) |
| 16-Dec-22 | 1,000 | 175,000 | 1.00 | 23-Dec-22 | 1,900 | 213,700 | 2.00 | 38,700 | 22.11 |
| TOTAL | 29,064,800 | 4,724,525,100 | 13.00 | TOTAL | 53,100 | 5,795,200 | 14.00 | (4,718,729,900) | (99.87) |

**Turnover for the week ended on Friday 16th
December 2022**



**Turnover for the week ended on Friday 23rd
December 2022**



6.2 BOND MARKET: During this week; the fixed income market recorded Frw 351,544,400 worth of bonds traded in 12 deals between Frw 101 – 105.7.