



RWANDA STOCK EXCHANGE MARKET REPORT FOR FRIDAY 22ND APRIL 2022

1. Market overview

- The trading session recorded a total turnover of Frw 1,034,400 from 21,100 shares traded in 2 deals on the equities market while the fixed income market remained quiet.
- RSI and ALSI remained constant to close at 104.95 and 146.26 respectively.
- IMR counter closed at Frw 44 (Frw 44 previous). The trading session recorded a total turnover of Frw 884,400 from 20,100 shares traded in 1 deal.
- BLR counter closed at Frw 150 (Frw 150 previous). The trading session recorded a total turnover of Frw 150,000 from 1,000 shares traded in 1 deal.
- Equities counters closed as follows: BOK: Frw 250; CMR: Frw 120; MTNR: Frw 180; EQTY: Frw 440; KCB: Frw 370; NMG: Frw 1200; USL: Frw 104 and RHB: Frw 526

2. Closing bell

At the end of the formal trading hours; On BOK counter, there was an outstanding offer of 13,800 shares at Frw 255 and no bids. On MTNR counter, there were outstanding offers of 704,900 shares at Frw 180 and no bids. On BLR counter, there were outstanding bids of 31,600 shares between Frw 137 - 150 and no offers. On IMR counter, there were outstanding offers of 540,000 shares between Frw 44 - 45 and no bids. On CMR counter, there was an outstanding offer of 100,000 shares at Frw 120 and no bids.

On the bonds market; there was an outstanding offer of Frw 400,000 worth of bonds at Frw 104.2 and no bids.

3. Equities Market on 22/04/2022

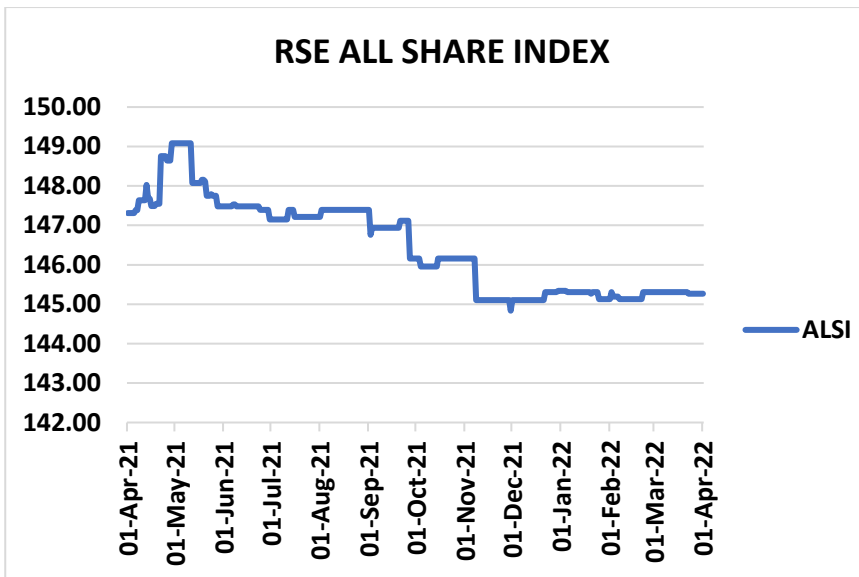
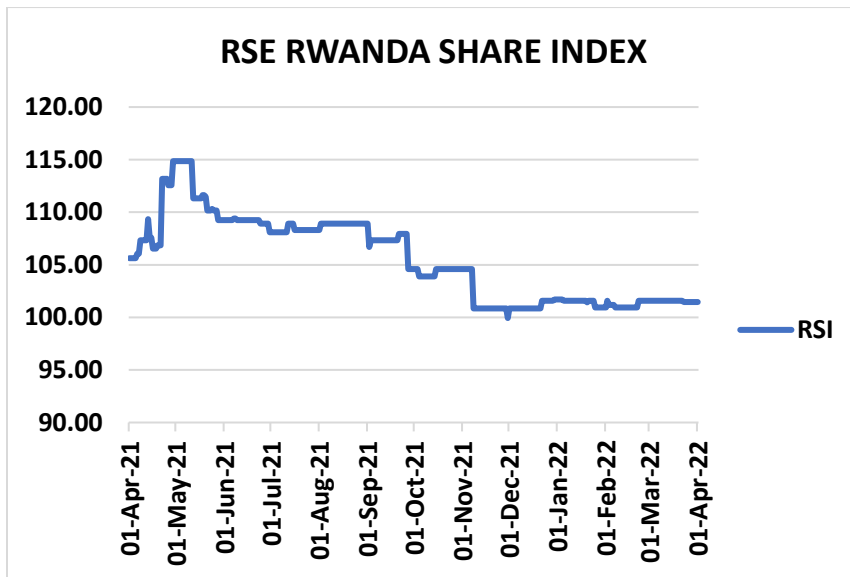
ISIN-CODE	Stock	Past 12 months		Today's session		Closing	Prev.	Change	Volume	Value
		High	Low	High	Low					
RW000A1JCYA5	BOK	250	221	0.00	0.00	250	250	0.00	0.00	0.00
RW000A1H63N6	BLR	150	100	150	150	150	150	+0.00	1,000	150,000
KE0000000380	NMG	1,200	1,200	0.00	0.00	1,200	1,200	0.00	0.00	0.00
KE0000000315	KCB	370	370	0.00	0.00	370	370	0.00	0.00	0.00
KE0000000489	USL	104	104	0.00	0.00	104	104	0.00	0.00	0.00
KE0000000554	EQTY	440	440	0.00	0.00	440	440	0.00	0.00	0.00
RW000A2DN989	IMR	46	43	44	44	44	44	+0.00	20,100	884,400
ZAE000244737	RHB	526	526	0.00	0.00	526	526	0.00	0.00	0.00
RW000A2QAPH5	CMR	120	120	0.00	0.00	120	120	0.00	0.00	0.00
RW000A3CNNB4	MTNR	269	175	0.00	0.00	180	180	0.00	0.00	0.00

Market Status	
08h50-08h59	Pre-Open
09h00-12h00	Open
12h00-08h50	Close

INDICES	Previous	Today	Points	Change %
RSI	104.95	104.95	+0.00	+0.00
ALSI	146.26	146.26	+0.00	+0.00
OTHER TRADING STAT				
Shares traded	0.00	21,100	21,100	100
Equity Turnover	0.00	1,034,400	1,034,400	100
Number of deals	0.00	2.00	2.00	100

Exchange rate against Frw as at 22/04/2022			
Currency	Sell	Buy	Average
USD	1,029.94	1,009.75	1,019.85
KES	8.90	8.73	8.82
UGS	0.29	0.28	0.28
BIF	0.50	0.49	0.49
TZS	0.44	0.43	0.43
ZAR	66.85	65.54	66.20
Market Capitalization (Frw)			
3,729,144,524,016			

4. INDICES



5. Bond market on 22/04/2022

A. Government bonds

ISIN-CODE	Status	Security	Maturity	Coupon rate	Close. Price	Prev. Price	Bids	Offers	Bond traded
RW000A1Z2RJ7		FXD2/2015/10yrs	25/05/2025	12.925%	103.5	103.5	0.00	0.00	0.00
RW000A182K48		FXD2/2016/15Yrs	09/05/2031	13.5%	103.5	103.5	0.00	0.00	0.00
RW000A19JG53		FXD2/2017/7Yrs	17/05/2024	12.675%	103	103	0.00	0.00	0.00
RW000A19NL84		FXD3/2017/5Yrs	19/08/2022	12.200%	106	106	0.00	0.00	0.00
RW000A19S1Q4	Re-opened	FXD4/2017/7Yrs	15/11/2024	12.40%	103	103	0.00	0.00	0.00
RW000A19W8Z4		FXD1/2018/5Yrs	17/02/2023	11.80%	109.2	109.2	0.00	0.00	0.00
RW000A19HS6	Re-opened	FXD2/2018/10Yrs	12/05/2028	12.50%	103.5	103.5	0.00	0.00	0.00
RW000A194997	Re-opened	FXD3/2018/15Yrs	05/08/2033	12.9%	105.63	105.63	0.00	0.00	0.00
RW000A2RYEG9	Re-opened	FXD1/2019/7Yrs	13/02/2026	11.850%	104	104	0.00	0.00	0.00
RW000A2R26W1	Re-opened	FXD2/2019/5Yrs	17/05/2024	11.300%	104	104	0.00	0.00	0.00
RW000A2R64M3	Re-opened	FXD3/2019/20Yrs	29/07/2039	13.250%	104.8	104.8	0.00	0.00	0.00
RW000A2SA2Y9	Re-opened	FXD4/2019/3Yrs	18/11/2022	10.950%	102	102	0.00	0.00	0.00
RW000A2SA2Z6	Re-opened	FXD5/2019/7Yrs	13/11/2026	11.550%	105.371	105.371	0.00	0.00	0.00
RW000A2SB2X0		FXD1/2020/3Yrs	20/01/2023	10.800%	103	103	0.00	0.00	0.00
RW000A28UBB2	Re-opened	FXD2/2020/15Yrs	02/02/2035	12.550%	102.5	102.5	0.00	104.2	0.00

RW000A28VKN6		FXD3/2020/3Yrs	24/03/2023	10.650%	100.04	100.04	0.00	0.00	0.00
RW000A28XYS2	Re-opened	FXD4/2020/10Yrs	10/05/2030	12.150%	102.4	102.4	0.00	0.00	0.00
RW000A281XB8	Re-opened	FXD5/2020/5Yrs	18/08/2025	11.145%	104.8	104.8	0.00	0.00	0.00
RW000A281XA0	Re-opened	FXD6/2020/20Yrs	27/07/2040	13.150%	105	105	0.00	0.00	0.00
RW000A283W59	Re-opened	FXD7/2020/7Yrs	12/11/2027	11.435%	104.5	104.5	0.00	0.00	0.00
RW000A3KMCV0		FXD1/2021/5Yrs	13/02/2026	11.00%	100.1	100.1	0.00	0.00	0.00
RW000A3KMCW8	Re-opened	FXD2/2021/10Yrs	07/02/2031	12.00%	102.2	102.2	0.00	0.00	0.00
RW000A3KQVN8	Re-opened	FXD3/2021/15Yrs	02/05/2036	12.50%	104.2	104.2	0.00	0.00	0.00
RW000A3KVKE0	Re-opened	FXD4/2021/20Yrs	26/07/2041	13.00%	103.5	103.5	0.00	0.00	0.00
RW000A3KZPF7		FXD5/2021/3Yrs	15/11/2024	10.650%	101.7	101.7	0.00	0.00	0.00
RW000A3KZPG5	Re-opened	FXD6/2021/7Yrs	10/11/2028	11.425%	104.65	104.65	0.00	0.00	0.00
RW000A3K2MS4		FXD1/2022/5Yrs	12/02/2027	11.00%	104	104	0.00	0.00	0.00

B. Corporate bonds

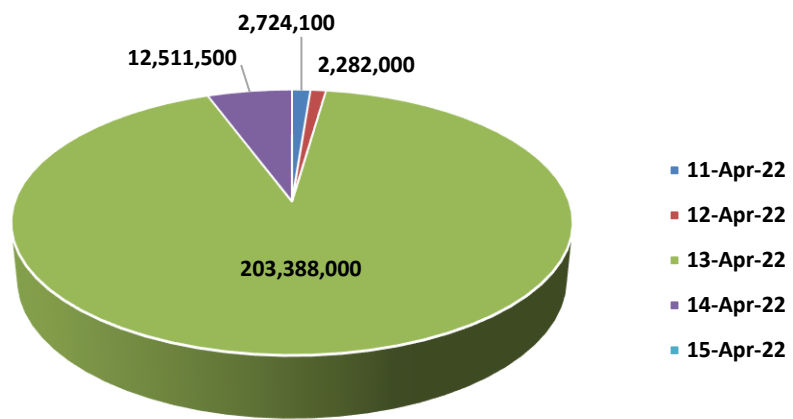
ISIN-CODE	Status	Security	Maturity	Coupon rate	Close. Price	Prev. Price	Bids	Offers	Bond traded
RW000A3KU2U0		ECTL/2021/10Yrs	11/06/2031	13.75%	103.3	103.3	0.00	0.00	0.00

6. WEEKLY REPORT ON 22/04/2022

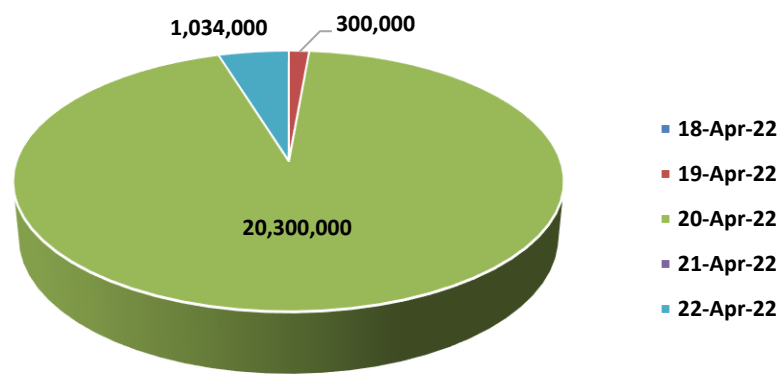
6.1. EQUITY MARKET

PREVIOUS WEEK				THIS WEEK				VARIATION	
Date	Volume	Value (Frw)	Deals	Date	Volume	Value (Frw)	Deals	Change in value	%
11-Apr-22	24,900	2,724,100	4.00	18-Apr-22	-	-	-	(2,724,100)	(100.00)
12-Apr-22	10,700	2,282,000	5.00	19-Apr-22	1,200	300,000	1.00	(1,982,000)	(86.85)
13-Apr-22	815,200	203,388,000	2.00	20-Apr-22	81,200	20,300,000	0.00	(183,088,000)	(90.01)
14-Apr-22	65,400	12,511,500	4.00	21-Apr-22	0.00	0.00	0.00	(12,511,500)	(100.00)
15-Apr-22	-	-	-	22-Apr-22	21,100	1,034,400	2.00	1,034,400	100.00
TOTAL	916,200	220,905,600	15.00	TOTAL	103,500	21,634,000	3.00	(199,271,600)	(90.20)

Turnover for the week ended on Friday 15th April 2022



Turnover for the week ended on Friday 22th April 2022



7. CORPORATE NEWS

- MTN Rwandacell Plc:** A proposal to pay a cash dividend of Frw 4.98 per share totaling approximately Frw 6.7 billion will be proposed to shareholders at this year's Annual General Meeting of Shareholders. Subject to the approval of shareholders, the dividend payment will be made by 30th June 2022 to all shareholders on the share register by 9th June 2022.
- KCB Group Plc:** The Directors of KCB Group Plc have recommended a final dividend of KES 2.00, having paid an interim dividend of KES for each ordinary share on the issued and paid-up share capital of the company subject to shareholders approval. The final dividend will be payable to the members of the Company on the share register at the close of business on Monday 25th April 2022. If approved, the full dividend per share for the period ended 31st December 2021 will be KES 3.00 for each ordinary share.

- **Equity Group Holdings Plc:** The Board of Directors has recommended a dividend of Kenya Shillings three (3.00) for each ordinary share on the issued and paid-up share capital of the company for the financial year ended 31st December 2021. Subject to shareholders approval, dividend will be payable on or before 30th June 2022 to the members of the Company on the share register of the Company on the closure date of 20th May 2022.
- **I&M Bank Rwanda Plc:** The Board of Directors has recommended a dividend payment of Frw 1.2 per share, subject to approval from Annual General Meeting of Shareholders.
- **BK Group Plc:** The Board of Directors has recommended a final and full dividend of Frw 28.7 for each ordinary share on the issued and paid-up share capital of the company at the Annual General Meeting (AGM). This represents a 50% pay-out ratio of the Group's Net income for the year ended 31st December 2021. The dividend will be payable on or around 1st July 2022 to the members of the Company on the share register of the Company at the close of business on Wednesday 22nd June 2022.
- **Bralirwa Plc:** Payment of a cash dividend for 2021 of Frw 17.03 per share (2020: Frw 8.75) will be proposed to the Annual General Meeting of shareholders scheduled for 11 May 2022. The proposed dividend, if approved, will be paid on 11 June 2022. The dividend represents 100% of the net profit of the year 2021. Please note that the payment will be subject to a withholding tax. The book close date for Bralirwa shares will be 16 May 2022, such that the final dividend will be paid to all shareholders whose names appear in the Register of Shareholders at the close of business on 16 May 2022.