



RWANDA STOCK EXCHANGE MARKET REPORT FOR FRIDAY 21ST OCTOBER 2022

1. Market overview

- The trading session recorded a turnover of Frw 3,552,500 worth of bonds traded in 1 deal on the fixed income market and Frw 3,445,600 from 16,100 shares traded in 5 deals on the equities market.
- RSI and ALSI went down by 0.37 and 0.10 to close at 109.24 and 147.48 respectively.
- MTNR counter closed at Frw 174 (Frw 176 previous). The trading session recorded a total turnover of Frw 729,600 from 4,400 shares traded in 2 deals.
- BOK counter closed at Frw 272 (Frw 272 previous). The trading session recorded a total turnover of Frw 2,647,200 from 10,100 shares traded in 2 deals.
- IMR counter closed at Frw 43 (Frw 43 previous). The trading session recorded a total turnover of Frw 68,800 from 1,600 shares traded in 1 deal.

- Equities counters closed as follows: BLR: Frw 170; CMR: Frw 120; EQTY: Frw 440; KCB: Frw 370; NMG: Frw 1200; USL: Frw 104 and RHB: Frw 526

2. Closing bell

At the end of the formal trading hours; On the BOK counter, there were outstanding offers of 113,000 shares between Frw 270 - 280 and an outstanding bid of 20,900 shares at Frw 262. On MTNR counter, there were outstanding offers of 1,320,400 shares between Frw 175 - 180 and no bids. On BLR counter, there was an outstanding bid of 1,100 shares at Frw 170 and no offers. On IMR counter, there were outstanding offers of 527,000 shares between Frw 43 - 45 and no bids. On CMR counter, there were outstanding offers of 104,700 shares at Frw 120 and no bids.

On the bonds market, there were no offers and no bids.

3. Equities Market on 21/10/2022

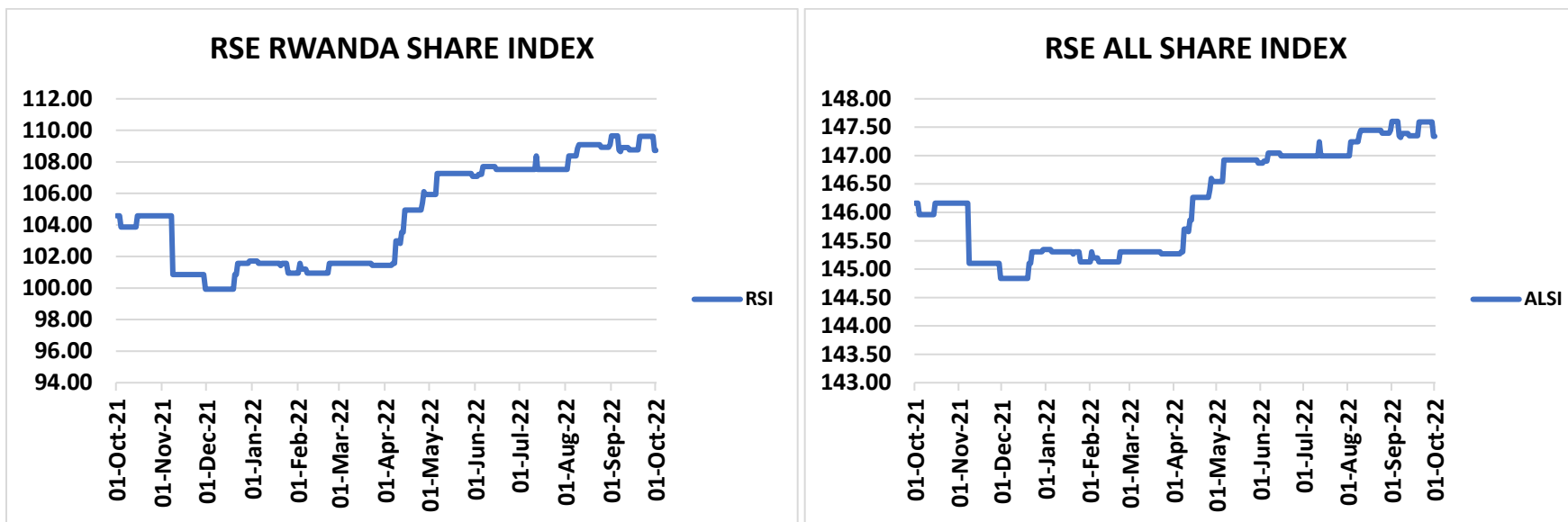
ISIN-CODE	Stock	Past 12 months		Today's session		Closing	Prev.	Change	Volume	Value
		High	Low	High	Low					
RW000A1JCYA5	BOK	272	235	272	262	272	272	+0.00	10,100	2,647,200
RW000A1H63N6	BLR	170	114	0.00	0.00	170	170	0.00	0.00	0.00
KE0000000380	NMG	1,200	1,200	0.00	0.00	1,200	1,200	0.00	0.00	0.00
KE0000000315	KCB	370	370	0.00	0.00	370	370	0.00	0.00	0.00
KE0000000489	USL	104	104	0.00	0.00	104	104	0.00	0.00	0.00
KE0000000554	EQTY	440	440	0.00	0.00	440	440	0.00	0.00	0.00
RW000A2DN989	IMR	45	43	43	43	43	43	+0.00	1,600	68,800
ZAE000244737	RHB	526	526	0.00	0.00	526	526	0.00	0.00	0.00
RW000A2QAPH5	CMR	120	120	0.00	0.00	120	120	0.00	0.00	0.00
RW000A3CNNB4	MTNR	230	175	174	165	174	176	-2.00	4,400	729,600

Market Status	
08h50-08h59	Pre-Open
09h00-12h00	Open
12h00-08h50	Close

INDICES	Previous	Today	Points	Change %
RSI	109.61	109.24	-0.37	-0.34
ALSI	147.59	147.48	-0.10	-0.07
OTHER TRADING STAT				
Shares traded	0.00	16,100	16,100	100
Equity Turnover	0.00	3,445,600	3,445,600	100
Number of deals	0.00	5.00	5.00	100

Exchange rate against Frw as at 21/10/2022			
Currency	Sell	Buy	Average
USD	1,057.40	1,036.67	1,046.04
KES	8.72	8.55	8.63
UGS	0.27	0.27	0.27
BIF	0.51	0.50	0.50
TZS	0.45	0.44	0.44
ZAR	57.62	56.49	57.06
Market Capitalization (Frw)			
3,763,874,758,700			

4. INDICES



5. Bond market on 21/10/2022

A. Government bonds

ISIN-CODE	Status	Security	Maturity	Coupon rate	Close. Price	Prev. Price	Bids	Offers	Bond traded
RW000A1Z2RJ7		FXD2/2015/10yrs	25/05/2025	12.925%	105	105	0.00	0.00	0.00
RW000A182K48		FXD2/2016/15Yrs	09/05/2031	13.5%	104.1	104.1	0.00	0.00	0.00
RW000A19JG53		FXD2/2017/7Yrs	17/05/2024	12.675%	109	109	0.00	0.00	0.00
RW000A19S1Q4	Re-opened	FXD4/2017/7Yrs	15/11/2024	12.40%	106.52	106.52	0.00	0.00	0.00
RW000A19W8Z4		FXD1/2018/5Yrs	17/02/2023	11.80%	104	104	0.00	0.00	0.00
RW000A19HS6	Re-opened	FXD2/2018/10Yrs	12/05/2028	12.50%	109.5	109.5	0.00	0.00	0.00
RW000A194997	Re-opened	FXD3/2018/15Yrs	05/08/2033	12.9%	102	102	0.00	0.00	0.00
RW000A2RYEG9	Re-opened	FXD1/2019/7Yrs	13/02/2026	11.850%	103.15	103.15	0.00	0.00	0.00
RW000A2R26W1	Re-opened	FXD2/2019/5Yrs	17/05/2024	11.300%	105.74	105.74	0.00	0.00	0.00
RW000A2R64M3	Re-opened	FXD3/2019/20Yrs	29/07/2039	13.250%	102.3	102.3	0.00	0.00	0.00
RW000A2SA2Y9	Re-opened	FXD4/2019/3Yrs	18/11/2022	10.950%	102	102	0.00	0.00	0.00
RW000A2SA2Z6	Re-opened	FXD5/2019/7Yrs	13/11/2026	11.550%	106.15	106.15	0.00	0.00	0.00

RW000A2SB2X0		FXD1/2020/3Yrs	20/01/2023	10.800%	103	103	0.00	0.00	0.00
RW000A28UBB2	Re-opened	FXD2/2020/15Yrs	02/02/2035	12.550%	105.04	105.04	0.00	0.00	0.00
RW000A28VKN6		FXD3/2020/3Yrs	24/03/2023	10.650%	103.55	103.55	0.00	0.00	0.00
RW000A28XYS2	Re-opened	FXD4/2020/10Yrs	10/05/2030	12.150%	105	105	0.00	0.00	0.00
RW000A281XB8	Re-opened	FXD5/2020/5Yrs	18/08/2025	11.145%	101.7	101.7	0.00	0.00	0.00
RW000A281XA0	Re-opened	FXD6/2020/20Yrs	27/07/2040	13.150%	102.5	102.5	0.00	0.00	0.00
RW000A283W59	Re-opened	FXD7/2020/7Yrs	12/11/2027	11.435%	105.32	105.32	0.00	0.00	0.00
RW000A3KMCV0		FXD1/2021/5Yrs	13/02/2026	11.00%	105.14	105.14	0.00	0.00	0.00
RW000A3KMCW8	Re-opened	FXD2/2021/10Yrs	07/02/2031	12.00%	102.5	102.5	0.00	0.00	0.00
RW000A3KQVN8	Re-opened	FXD3/2021/15Yrs	02/05/2036	12.50%	105.051	105.051	0.00	0.00	0.00
RW000A3KVKE0	Re-opened	FXD4/2021/20Yrs	26/07/2041	13.00%	101.5	102	0.00	0.00	3,500,000
RW000A3KZPF7		FXD5/2021/3Yrs	15/11/2024	10.650%	101.7	101.7	0.00	0.00	0.00
RW000A3KZPG5	Re-opened	FXD6/2021/7Yrs	10/11/2028	11.425%	104.267	104.267	0.00	0.00	0.00
RW000A3K2MS4		FXD1/2022/5Yrs	12/02/2027	11.00%	104.8	104.8	0.00	0.00	0.00
RW000A3K5X77		FXD2/2022/10Yrs	07/05/2032	12.15%	102	102	0.00	0.00	0.00
RW000A3K7Y09		FXD3/2022/3Yrs	18/07/2025	10.85%	101.94	101.94	0.00	0.00	0.00
RW000A3K8U10		FXD4/2022/15Yrs	31/07/2037	12.75%	103.5	103.5	0.00	0.00	0.00

B. Corporate bonds

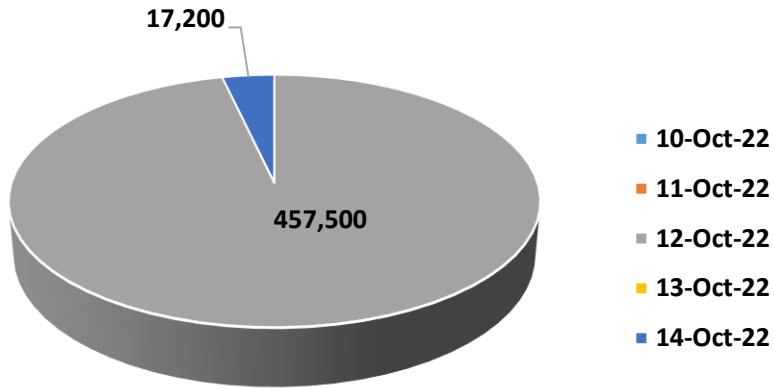
ISIN-CODE	Status	Security	Maturity	Coupon rate	Close. Price	Prev. Price	Bids	Offers	Bond traded
RW000A3KU2U0		ECTL/2021/10Yrs	11/06/2031	13.75%	103.3	103.3	0.00	0.00	0.00

6. WEEKLY REPORT ON 21/10/2022

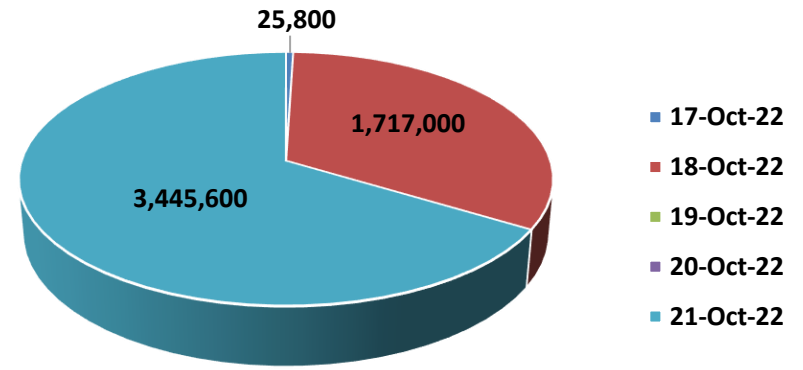
6.1. EQUITY MARKET

PREVIOUS WEEK				THIS WEEK				VARIATION	
Date	Volume	Value (Frw)	Deals	Date	Volume	Value (Frw)	Deals	Change in value	%
10-Oct-22	0.00	0.00	0.00	17-Oct-22	600	25,800	1.00	25,800	100.00
11-Oct-22	0.00	0.00	0.00	18-Oct-22	10,100	1,717,000	3.00	1,717,000	100.00
12-Oct-22	5,600	457,500	5.00	19-Oct-22	0.00	0.00	0.00	(457,500)	(100.00)
13-Oct-22	0.00	0.00	0.00	20-Oct-22	0.00	0.00	0.00	0.00	0.00
14-Oct-22	400	17,200	1.00	21-Oct-22	16,100	3,445,600	5.00	3,428,400	19,932.55
TOTAL	6,000	474,700	6.00	TOTAL	26,800	5,188,400	9.00	4,713,700	992.98

**Turnover for the week ended on Friday 14th
October 2022**



**Turnover for the week ended on Friday 21st
October 2022**



6.2 BOND MARKET: During this week; the fixed income market recorded Frw 5,523,304,468 worth of bonds traded in 11 deals between Frw 101 – 105.051