



RWANDA STOCK EXCHANGE MARKET REPORT FOR FRIDAY 21ST MAY 2021

1. Market overview

- Today's trading session recorded a total of Frw 2,614,000 from 13,200 shares traded in 4 deals on the equities market while the fixed income market remained quiet.
- RSI and ALSI went down by 1.30 and 0.37 points to close at 110.16 and 147.74 respectively.
- BOK counter closed at Frw 235 (Frw 235 previous). The trading session recorded a total turnover of Frw 94,000 from 400 shares traded in 1 deal.
- BLR counter closed at Frw 120 (Frw 120 previous). The trading session recorded a total turnover of Frw 552,000 from 4,600 shares traded in 2 deals.
- MTNR counter closed at Frw 240 (Frw 247 previous). The trading session recorded a total turnover of Frw 1,968,000 from 8,200 shares traded in 1 deal.
- Equities counters closed as follows: IMR: Frw 45; CMR: Frw 120; EQTY: Frw 440; KCB: Frw 370; NMG: Frw 1200; USL: Frw 104 and RHB: Frw 526

2. Closing bell

At the end of the formal trading hours; on BOK counter, there were outstanding offers of 42,100 shares between Frw 235-240 and no bids. On MTNR counter, there were outstanding offers of 1,804,500 shares between Frw 240-270 and no bids. On BLR counter, there were outstanding bids of 120,000 shares between Frw 115-117 and outstanding offers of 101,200 shares between Frw 121-122. On CMR counter, there was an outstanding offer of 100,000 shares at Frw 120 and no bids.

On bonds market; there were no offers and no bids.

3. Equities Market on 21/05/2021

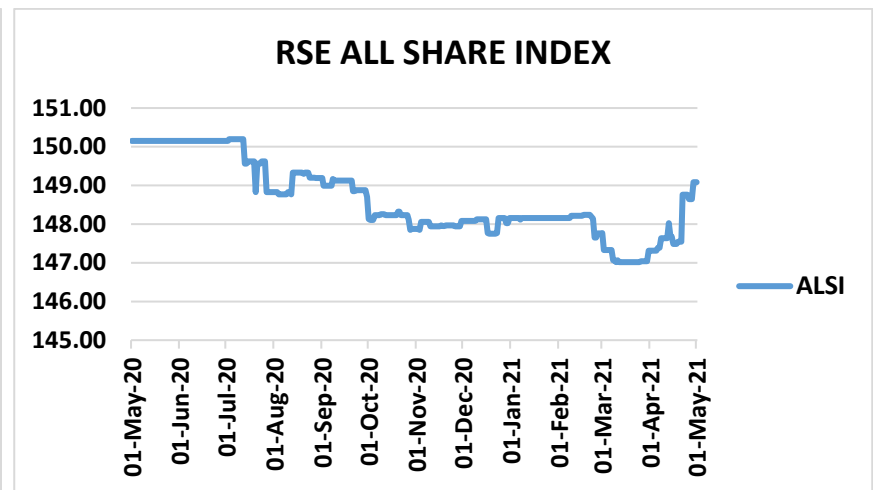
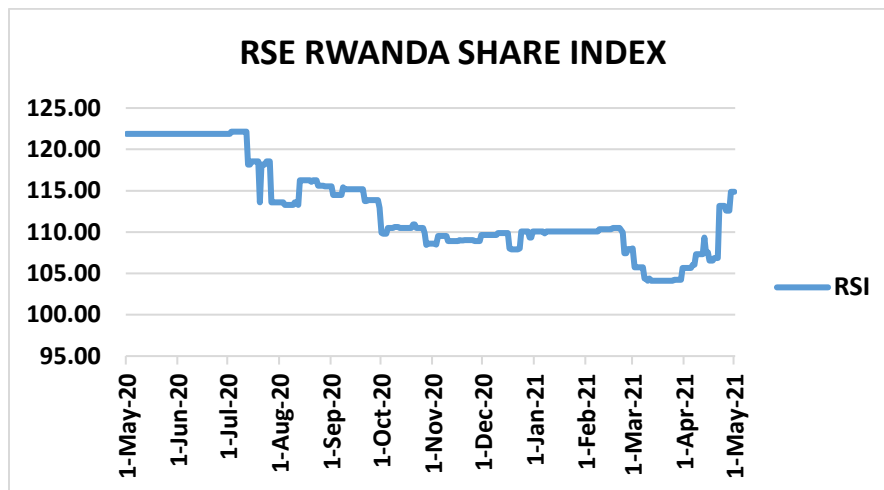
ISIN-CODE	Stock	Past 12 months		Today's session		Closing	Prev.	Change	Volume	Value
		High	Low	High	Low					
RW000A1JCYA5	BOK	260	225	235	235	235	235	+0.00	400	94,000
RW000A1H63N6	BLR	139	100	120	120	120	120	+0.00	4,600	552,000
KE0000000380	NMG	1,200	1,200	0.00	0.00	1,200	1,200	0.00	0.00	0.00
KE0000000315	KCB	370	370	0.00	0.00	370	370	0.00	0.00	0.00
KE0000000489	USL	104	104	0.00	0.00	104	104	0.00	0.00	0.00
KE0000000554	EQTY	440	440	0.00	0.00	440	440	0.00	0.00	0.00
RW000A2DN989	IMR	90	42	0.00	0.00	45	45	0.00	0.00	0.00
ZAE000244737	RHB	526	526	0.00	0.00	526	526	0.00	0.00	0.00
RW000A2QAPH5	CMR	120	120	0.00	0.00	120	120	0.00	0.00	0.00
RW000A3CNNB4	MTNR	269	247	240	240	240	247	-7.00	8,200	1,968,000

Market Status	
08h50-08h59	Pre- Open
09h00-12h00	Open
12h00-08h50	Close

INDICES	Previous	Today	Points	Change %
RSI	111.47	110.16	-1.30	-1.17
ALSI	148.11	147.74	-0.37	-0.25
OTHER TRADING STAT				
Shares traded	4,300	13,200	8,900	206.97
Equity Turnover	527,500	2,614,000	2,086,500	395.54
Number of deals	3.00	4.00	1.00	33.33

Exchange rate against Frw as at 21/05/2021			
Currency	Sell	Buy	Average
USD	993.09	973.62	983.35
KES	9.17	8.99	9.08
UGS	0.27	0.27	0.27
BIF	0.50	0.49	0.49
TZS	0.42	0.41	0.42
ZAR	70.94	69.55	70.25
Market Capitalization (Frw)			
3,766,963,444,286			

4. INDICES



5. Bond market on 21/05/2021

A. Government bonds

ISIN-CODE	Status	Security	Maturity	Coupon rate	Close. Price	Prev. Price	Bids	Offers	Bond traded
RW000A1ZTAM0		FXD4/2014/7yrs	19/11/2021	12.475%	101	101	0.00	0.00	0.00
RW000A1Z2RJ7		FXD2/2015/10yrs	25/05/2025	12.925%	103	103	0.00	0.00	0.00
RW000A182K48		FXD2/2016/15Yrs	09/05/2031	13.5%	103.5	103.5	0.00	0.00	0.00
RW000A185V91		FXD 3/2016/5Yrs	20/08/2021	12.25%	102.5	102.5	0.00	0.00	0.00
RW000A19D0U5		FXD1/2017/5Yrs	18/02/2022	12.375%	103.5	103.5	0.00	0.00	0.00
RW000A19JG53		FXD2/2017/7Yrs	17/05/2024	12.675%	104.1	104.1	0.00	0.00	0.00
RW000A19NL84		FXD3/2017/5Yrs	19/08/2022	12.200%	101.92	101.92	0.00	0.00	0.00
RW000A19S1Q4	Re-opened	FXD4/2017/7Yrs	15/11/2024	12.40%	103.6	103.6	0.00	0.00	0.00
RW000A19W8Z4		FXD1/2018/5Yrs	17/02/2023	11.80%	104.5	104.5	0.00	0.00	0.00
RW000A19HS6	Re-opened	FXD2/2018/10Yrs	12/05/2028	12.50%	102.5	102.5	0.00	0.00	0.00
RW000A194997	Re-opened	FXD3/2018/15Yrs	05/08/2033	12.9%	103.2	103.2	0.00	0.00	0.00
RW000A2RUZ00		FXD4/2018/3Yrs	19/11/2021	11.150%	104.485	104.485	0.00	0.00	0.00
RW000A2RYEG9	Re-opened	FXD1/2019/7Yrs	13/02/2026	11.850%	102	102	0.00	0.00	0.00
RW000A2R26W1	Re-opened	FXD2/2019/5Yrs	17/05/2024	11.300%	105.6	105.6	0.00	0.00	0.00
RW000A2R64M3	Re-opened	FXD3/2019/20Yrs	29/07/2039	13.250%	104.4	104.4	0.00	0.00	0.00
RW000A2SA2Y9	Re-opened	FXD4/2019/3Yrs	18/11/2022	10.950%	104.369	104.369	0.00	0.00	0.00
RW000A2SA2Z6	Re-opened	FXD5/2019/7Yrs	13/11/2026	11.550%	104.7	104.7	0.00	0.00	0.00
RW000A2SB2X0		FXD1/2020/3Yrs	20/01/2023	10.800%	103	103	0.00	0.00	0.00
RW000A28UBB2	Re-opened	FXD2/2020/15Yrs	02/02/2035	12.550%	100.5	100.5	0.00	0.00	0.00

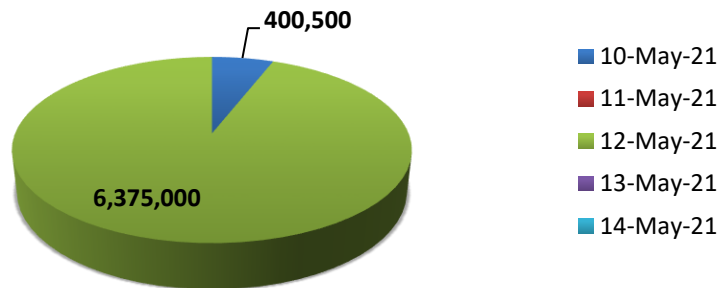
RW000A28VKN6		FXD3/2020/3Yrs	24/03/2023	10.650%	101.7	101.7	0.00	0.00	0.00
RW000A28XYS2	Re-opened	FXD4/2020/10Yrs	10/05/2030	12.150%	105.3	105.3	0.00	0.00	0.00
RW000A281XB8	Re-opened	FXD5/2020/5Yrs	18/08/2025	11.145%	101	101	0.00	0.00	0.00
RW000A281XA0	Re-opened	FXD6/2020/20Yrs	27/07/2040	13.150%	103.5	103.5	0.00	0.00	0.00
RW000A283W59	Re-opened	FXD7/2020/7Yrs	12/11/2027	11.435%	104.5	104.5	0.00	0.00	0.00
RW000A3KMCV0		FXD1/2021/5Yrs	13/02/2026	11.00%	100	100	0.00	0.00	0.00
RW000A3KMCW8		FXD2/2021/10Yrs	07/02/2031	12.00%	102.5	102.5	0.00	0.00	0.00

6. WEEKLY REPORT ON 21/05/2021

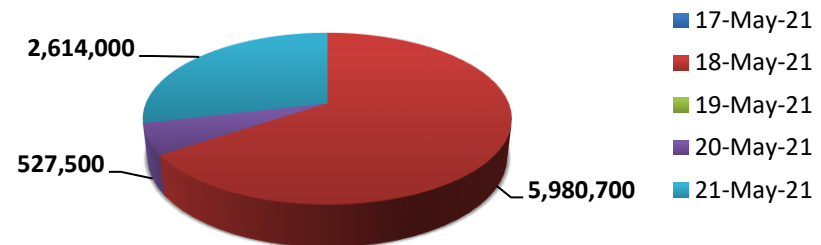
1. EQUITY MARKET

PREVIOUS WEEK				THIS WEEK				VARIATION	
Date	Volume	Value (Frw)	Deals	Date	Volume	Value (Frw)	Deals	Change in value	%
10-May-21	8,900	400,500	2	17-May-21	0	0	0	(400,500)	(100)
11-May-21	0	0	0	18-May-21	32,300	5,980,700	5	5,980,700	100
12-May-21	25,500	6,375,000	1	19-May-21	0	0	0	(6,375,000)	(100)
13-May-21	-	-	-	20-May-21	4,300	527,500	3	527,500	100
14-May-21	0	0	0	21-May-21	13,200	2,614,000	4	2,614,000	100
TOTAL	34,400	6,775,500	3	TOTAL	49,800	9,122,200	12	2,346,700	34.63

**Turnover for the week ended on Friday
14th May, 2021**



**Turnover for the week ended on Friday
21st May, 2021**



2. **BOND MARKET:** During this week, the fixed income recorded Frw 201,950,800 worth of bonds traded in 2 deals between Frw 102.5 -105.6

7. CORPORATE NEWS

- The Directors of KCB Group Plc. (the “Group”) have recommended a first and final dividend of Kes. 1.00 on the issued and paid up share capital of the company subject to shareholders approval. The final dividend will be payable to the members of the company on the share register at the close of business on 26 April 2021. If approved, the full dividend per share for the year ended 31 December 2020 will be Kes. 1.00 for each ordinary share.
- The Equity Group Holdings Board of Directors did not recommend payment of a dividend in respect of the year ended 31 December 2020 subject to the next Annual General Meeting.
- The BK Group Plc Board of Directors reiterates that the dividends of Frw 14.4 per ordinary share as approved in the Annual General Meeting on 20th May 2020 will be disbursed immediately after Central Bank approval. Consequently, Directors do not recommend any dividend distribution in respect of FY2020 to preserve liquidity and capital.
- The Directors of BRALIRWA Plc have proposed a payment of cash dividend for 2020 of Frw 8.75 per share Subject to approval of shareholders at the BRALIRWA Plc Annual General Meeting scheduled on 20th May 2021, the said dividend will be paid on 20th June 2021 subject to withholding tax. The book close date for BRALIRWA shares will be 25th May 2021 such that the final dividend will be paid to all shareholders whose name(s) appear in the register of Shareholders at close of business on 25th May 2021.