



RWANDA STOCK EXCHANGE MARKET REPORT FOR FRIDAY 21ST JULY 2023

1. Market overview

- Today's trading session recorded a turnover of Frw 2,527,200 from 22,100 shares traded in 5 deals on the equities market and Frw 68,906,340 worth of bonds traded in 2 deals on the fixed-income market.
- RSI and ALSI went up 0.70 and 0.20 points to close at 112.13 and 143.45 respectively.
- BOK counter closed at Frw 286 (Frw 286 previous). The trading session recorded a total turnover of Frw 343,200 from 1,200 shares traded in 1 deal.
- MTNR counter closed at Frw 172 (Frw 172 previous). The trading session recorded a total turnover of Frw 533,200 from 3,100 shares traded in 1 deal.
- IMR counter closed at Frw 45 (Frw 45 previous). The trading session recorded a total turnover of Frw 495,000 from 11,000 shares traded in 1 deal.
- BLR counter closed at Frw 170 (Frw 165 previous). The trading session recorded a total turnover of Frw 1,156,000 from 6,800 shares traded in 2 deals.

- Equities counters closed as follows: BLR: Frw 170; BOK: Frw 286; IMR: Frw 45; CMR: Frw 132; MTNR: Frw 172; EQTY: Frw 440; KCB: Frw 328; NMG: Frw 1200; USL: Frw 104 and RHB: Frw 526

2. Closing bell

At the end of the formal trading hours; On MTNR counter, there were outstanding offers of 578,100 shares between Frw 172-180 and no bids. On IMR counter, there were outstanding offers of 271,600 shares at Frw 45 and no bids. On BLR counter, there were outstanding offers of 72,800 shares between Frw 170-175 and outstanding bids of 50,600 shares at Frw 160. On BOK counter, there was an outstanding offer of 14,100 shares at Frw 286 and no bids. On CMR counter, there was an outstanding offer of 100,000 shares at Frw 132 and no bids.

On the bonds market, there were outstanding offers of Frw 47,3000,000 between Frw 103.34-105.5 and no bids.

3. Equities Market on 21/07/2023

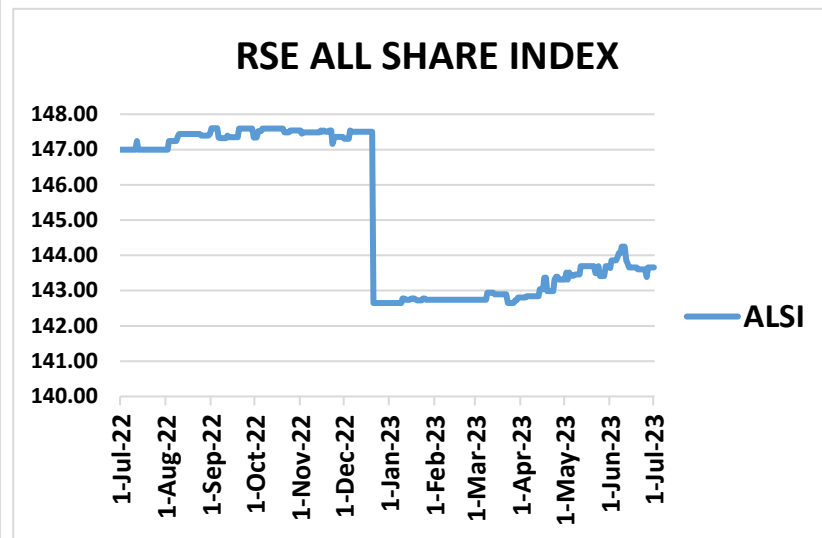
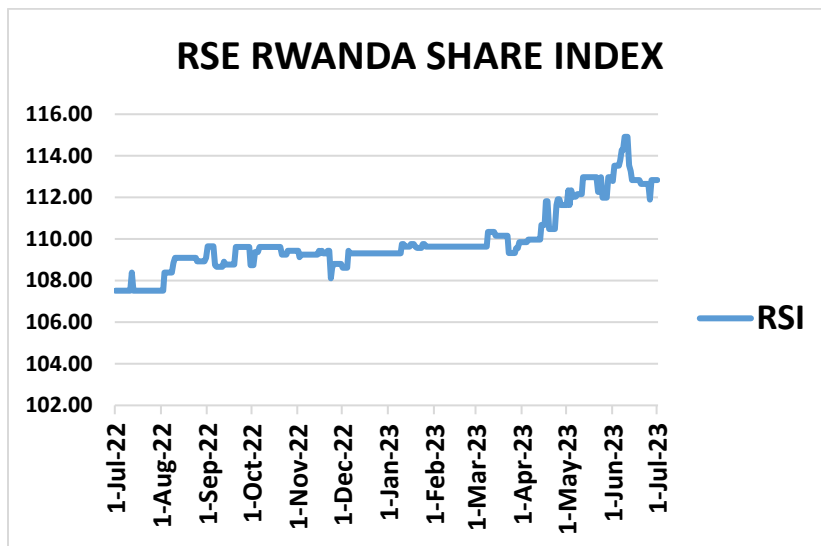
ISIN-CODE	Stock	Past 12 months		Today's session		Closing	Prev.	Change	Volume	Value
		High	Low	High	Low					
RW000A1JCYA5	BOK	291	245	286	280	286	286	+0.00	1,200	343,200
RW000A1H63N6	BLR	180	125	170	170	170	165	+5.00	6,800	1,156,000
KE0000000380	NMG	1,200	1,200	0.00	0.00	1,200	1,200	0.00	0.00	0.00
KE0000000315	KCB	370	328	0.00	0.00	328	328	0.00	0.00	0.00
KE0000000489	USL	104	104	0.00	0.00	104	104	0.00	0.00	0.00
KE0000000554	EQTY	440	440	0.00	0.00	440	440	0.00	0.00	0.00
RW000A2DN989	IMR	45	42	45	45	45	45	+0.00	11,000	495,000
ZAE000244737	RHB	526	526	0.00	0.00	526	526	0.00	0.00	0.00
RW000A2QAPH5	CMR	132	120	0.00	0.00	132	132	0.00	0.00	0.00
RW000A3CNNB4	MTNR	180	171	172	172	172	172	+0.00	3,100	533,200

Market Status	
08h50-08h59	Pre-Open
09h00-12h00	Open
12h00-08h50	Close

INDICES	Previous	Today	Points	Change %
RSI	111.42	112.13	+0.70	+0.63
ALSI	143.25	143.45	+0.20	+0.14
OTHER TRADING STAT				
Shares traded	24,000	22,100	(1,900)	(7.91)
Equity Turnover	6,738,000	2,527,200	(4,210,800)	(62.49)
Number of deals	2.00	5.00	3.00	150

Exchange rate against Frw as at 21/07/2023			
Currency	Sell	Buy	Average
USD	1,185.78	1,162.53	1,174.16
KES	8.36	8.19	8.28
UGS	0.32	0.31	0.32
BIF	0.41	0.41	0.41
TZS	0.48	0.47	0.48
ZAR	66.07	64.78	65.43
Market Capitalization (Frw)			
3,660,969,602,692			

4. INDICES



5. Bond market on 21/07/2023

A. Government bonds

ISIN-CODE	Status	Security	Maturity	Coupon rate	Close. Price	Prev. Price	Bids	Offers	Bond traded
RW000A1Z2RJ7		FXD2/2015/10yrs	25/05/2025	12.925%	100.7	100.7	0.00	0.00	0.00
RW000A182K48		FXD2/2016/15Yrs	09/05/2031	13.5%	101	101	0.00	0.00	0.00
RW000A19JG53		FXD2/2017/7Yrs	17/05/2024	12.675%	106.328	106.328	0.00	0.00	0.00
RW000A19S1Q4	Re-opened	FXD4/2017/7Yrs	15/11/2024	12.40%	100.2	100.2	0.00	0.00	0.00
RW000A19HS6	Re-opened	FXD2/2018/10Yrs	12/05/2028	12.50%	101.75	101.75	0.00	0.00	0.00
RW000A194997	Re-opened	FXD3/2018/15Yrs	05/08/2033	12.9%	105	105	0.00	105.5	0.00
RW000A2RYEG9	Re-opened	FXD1/2019/7Yrs	13/02/2026	11.850%	106.6	106.6	0.00	0.00	0.00
RW000A2R26W1	Re-opened	FXD2/2019/5Yrs	17/05/2024	11.300%	102.05	102.05	0.00	0.00	0.00
RW000A2R64M3	Re-opened	FXD3/2019/20Yrs	29/07/2039	13.250%	101.1	101.1	0.00	0.00	0.00
RW000A2SA2Z6	Re-opened	FXD5/2019/7Yrs	13/11/2026	11.550%	100.5	100.5	0.00	0.00	0.00
RW000A28UBB2	Re-opened	FXD2/2020/15Yrs	02/02/2035	12.550%	104.5	104.5	0.00	0.00	0.00
RW000A28XYS2	Re-opened	FXD4/2020/10Yrs	10/05/2030	12.150%	100.5	100.5	0.00	103.402	0.00

RW000A281XB8	Re-opened	FXD5/2020/5Yrs	18/08/2025	11.145%	104.71	104.71	0.00	0.00	0.00
RW000A281XA0	Re-opened	FXD6/2020/20Yrs	27/07/2040	13.150%	106.5	106.5	0.00	0.00	0.00
RW000A283W59	Re-opened	FXD7/2020/7Yrs	12/11/2027	11.435%	102	102	0.00	0.00	0.00
RW000A3KMCV0		FXD1/2021/5Yrs	13/02/2026	11.00%	101.56	101.56	0.00	0.00	0.00
RW000A3KMCW8	Re-opened	FXD2/2021/10Yrs	07/02/2031	12.00%	103.449	102.2	0.00	103.34	66,000,000
RW000A3KQVN8	Re-opened	FXD3/2021/15Yrs	02/05/2036	12.50%	103.5	103.5	0.00	0.00	0.00
RW000A3KVKE0	Re-opened	FXD4/2021/20Yrs	26/07/2041	13.00%	105	103	0.00	0.00	600,000
RW000A3KZPF7		FXD5/2021/3Yrs	15/11/2024	10.650%	101.7	101.7	0.00	0.00	0.00
RW000A3KZPG5	Re-opened	FXD6/2021/7Yrs	10/11/2028	11.425%	100.2	100.2	0.00	0.00	0.00
RW000A3K2MS4		FXD1/2022/5Yrs	12/02/2027	11.00%	103.65	103.65	0.00	0.00	0.00
RW000A3K5X77	Re-opened	FXD2/2022/10Yrs	07/05/2032	12.15%	100.2	100.2	0.00	0.00	0.00
RW000A3K7Y09		FXD3/2022/3Yrs	18/07/2025	10.85%	105.3	105.3	0.00	0.00	0.00
RW000A3K8U10	Re-opened	FXD4/2022/15Yrs	31/07/2037	12.75%	103	103	0.00	0.00	0.00
RW000A3LBNN5	Re-opened	FXD5/2022/7Yrs	09/11/2029	11.75%	100.2	100.2	0.00	0.00	0.00
RW000A3LDF00	Re-opened	FXD1/2023/20Yrs	26/12/2042	13.15%	105	105	0.00	0.00	0.00
RW000A3LJQT8		FXD2/2023/5Yrs	16/06/2028	11.76%	100	100	0.00	0.00	0.00
RW000A3LJQS0		FXD3/2023/10Yrs	10/06/2033	12.77%	100	100	0.00	0.00	0.00

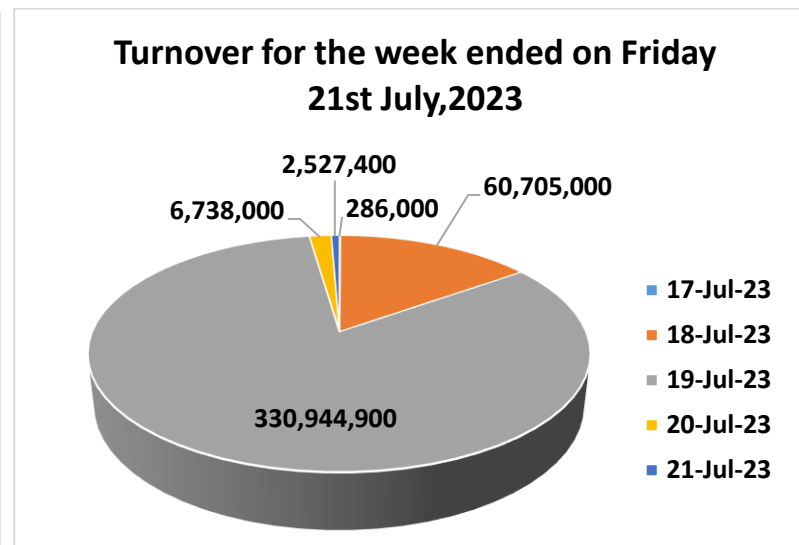
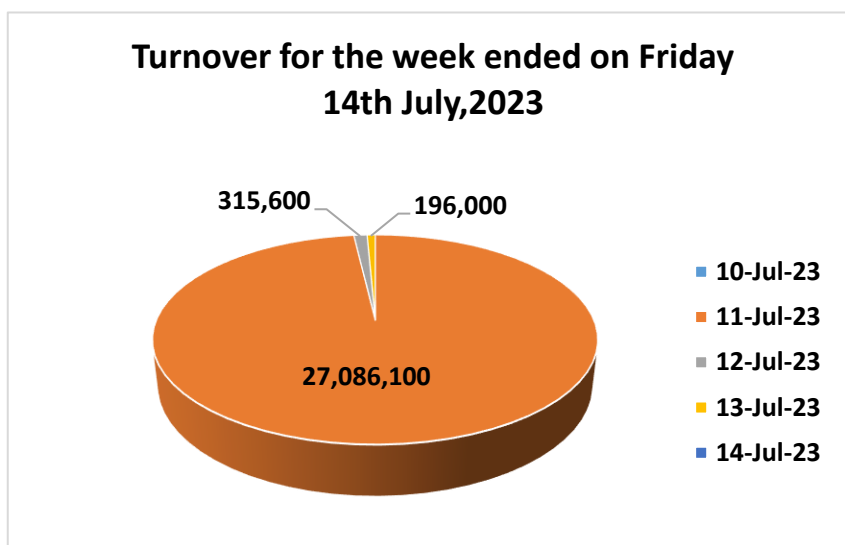
B. Corporate bonds

ISIN-CODE	Status	Security	Maturity	Coupon rate	Close. Price	Prev. Price	Bids	Offers	Bond traded
RW000A3KU2U0		ECTL/2021/10Yrs	11/06/2031	13.75%	101.2	101.2	0.00	0.00	0.00

6. WEEKLY REPORT ON 21/07/2023

6.1. EQUITY MARKET

PREVIOUS WEEK				THIS WEEK				VARIATION	
Date	Volume	Value (Frw)	Deals	Date	Volume	Value (Frw)	Deals	Change in value	%
10-July-23	0.00	0.00	0.00	17-July-23	1,000	286,000	1.00	286,00	100
11-July-23	128,000	27,086,100	5.00	18-July-23	355,000	60,705,000	1.00	33,618,900	124.11
12-July-23	7,200	315,600	2.00	19-July-23	2,016,200	330,944,900	3.00	330,629,300	104,762.1
13-July-23	700	196,000	1.00	20-July-23	24,000	6,738,000	2.00	6,542,000	3,337.55
14-July-23	0.00	0.00	0.00	21-July-23	22,100	2,527,400	0.00	2,527,400	100
TOTAL	135,900	27,597,700	8.00	TOTAL	2,418,300	401,201,300	7.00	373,603,6000	1,353.74



6.2. **BOND MARKET:** During this week; the fixed income market recorded Frw 256,922,240 worth of bonds traded in 13 deals between Frw 100.5 – 106.5