



RWANDA STOCK EXCHANGE MARKET REPORT FOR FRIDAY 20TH NOVEMBER 2020

1. Market overview

- Today's trading session recorded on the fixed income market a total of Frw 82,105,000 worth of bonds traded in 2 deals and Frw 1,252,200 from 15,800 shares traded in 5 deals with CTL increasing 1 point to close at Frw 72.
- RSI and ALSI went up 0.01 and 0.06 points to close at 109.04 and 147.96 respectively.
- CMR counter closed at Frw 120 (Frw 120 previous). The trading session recorded a total turnover of Frw 300,000 from 2,500 shares traded in 2 deals.
- CTL counter closed at Frw 72 (Frw 71 previous). The trading session recorded a total turnover of Frw 943,200 from 13,100 shares traded in 2 deals.
- IMR counter closed at Frw 45 (Frw 45 previous). The trading session recorded a total turnover of Frw 9,000 from 200 shares traded in 1 deal.

- Equities counters closed as follows: BOK: Frw 230; BLR: Frw 120; EQTY: Frw 440; KCB: Frw 370; NMG: Frw 1200; USL: Frw 104 and RHB: Frw 526.

2. Closing bell

At the end of the formal trading hours, on BOK counter, there were outstanding offers of 170,900 shares between Frw 230-240 and no bids. On BLR counter, there were outstanding offers of 155,000 shares between Frw 122-136 and no bids. On CTL counter, there were outstanding offers of 32,900 shares between Frw 72-73 and outstanding bids of 30,200 shares between Frw 65-70. On IMR counter, there were outstanding offers of 315,300 shares between Frw 45-47 and no bids. On CMR counter, there was an outstanding offer of 100,000 shares at Frw 120 and no bids.

On bonds market, there was no offer and no bids

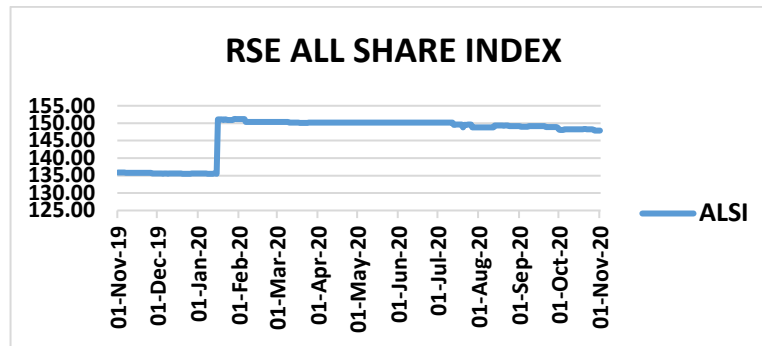
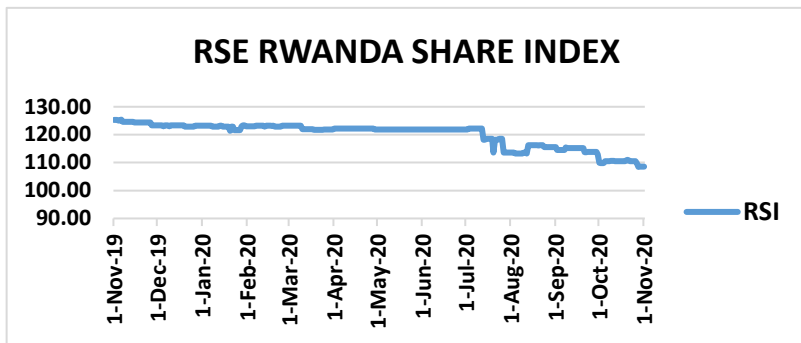
3. Equities Market on 20/11/2020

| ISIN-CODE | Stock | Past 12 months | | Today's session | | Closing | Prev. | Change | Volume | Value |
|--------------|-------|----------------|-------|-----------------|------|---------|-------|--------|--------|---------|
| | | High | Low | High | Low | | | | | |
| RW000A1JCYA5 | BOK | 270 | 230 | 0.00 | 0.00 | 230 | 230 | 0.00 | 0.00 | 0.00 |
| RW000A1H63N6 | BLR | 140 | 118 | 0.00 | 0.00 | 120 | 120 | 0.00 | 0.00 | 0.00 |
| KE0000000380 | NMG | 1,200 | 1,200 | 0.00 | 0.00 | 1,200 | 1,200 | 0.00 | 0.00 | 0.00 |
| KE0000000315 | KCB | 370 | 370 | 0.00 | 0.00 | 370 | 370 | 0.00 | 0.00 | 0.00 |
| KE0000000489 | USL | 104 | 104 | 0.00 | 0.00 | 104 | 104 | 0.00 | 0.00 | 0.00 |
| KE0000000554 | EQTY | 445 | 350 | 0.00 | 0.00 | 440 | 440 | 0.00 | 0.00 | 0.00 |
| RW000A14UYP4 | CTL | 80 | 65 | 72 | 72 | 72 | 71 | +0.00 | 13,100 | 943,200 |
| RW000A2DN989 | IMR | 90 | 42 | 45 | 45 | 45 | 45 | +0.00 | 200 | 9,000 |
| ZAE000244737 | RHB | 0.00 | 0.00 | 0.00 | 0.00 | 526 | 526 | 0.00 | 0.00 | 0.00 |
| RW000A2QAPH5 | CMR | 0.00 | 0.00 | 120 | 120 | 120 | 120 | +0.00 | 2,500 | 300,000 |

| Market Status | |
|---------------|-----------|
| 08h50-08h59 | Pre- Open |
| 09h00-12h00 | Open |
| 12h00-08h50 | Close |

| INDICES | Previous | Today | Points | Change % | Exchange rate against Frw as at 20/11/2020 | | | | |
|--------------------|---------------|-----------|-----------|----------|--|--------|--------|---------|-------|
| | | | | | Currency | Sell | Buy | Average | |
| RSI | 108.98 | 109.04 | +0.06 | +0.06 | USD | 976.61 | 957.46 | 967.03 | |
| ALSI | 147.95 | 147.96 | +0.01 | +0.01 | KES | 8.93 | 8.75 | 8.84 | |
| OTHER TRADING STAT | Shares traded | 200 | 15,800 | 15,600 | 7,800.00 | UGS | 0.26 | 0.25 | 0.26 |
| | | | | | | BIF | 0.50 | 0.49 | 0.49 |
| | | | | | | TZS | 0.42 | 0.41 | 0.41 |
| | | | | | | ZAR | 63.40 | 62.15 | 62.78 |
| Equity Turnover | 24,000 | 1,252,200 | 1,228,200 | 5,117.50 | Market Capitalization (Frw) | | | | |
| Number of deals | 1.00 | 5.00 | 4.00 | 400.00 | 3,457,676,087,216 | | | | |

4. INDICES



5. Bond market on 20/11/2020

A. Government bonds

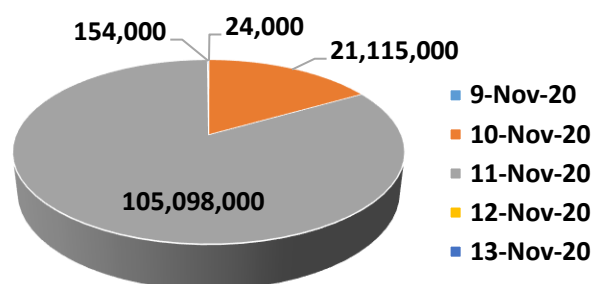
| ISIN-CODE | Status | Security | Maturity | Coupon rate | Close. Price | Prev. Price | Bids | Offers | Bond traded |
|--------------|-----------|-----------------|------------|-------------|--------------|-------------|------|--------|-------------|
| RW000A1ZTAM0 | | FXD4/2014/7yrs | 19/11/2021 | 12.475% | 108.75 | 106.85 | 0.00 | 0.00 | 0.00 |
| RW000A1Z2RJ7 | | FXD2/2015/10yrs | 25/05/2025 | 12.925% | 104 | 101.72 | 0.00 | 0.00 | 0.00 |
| RW000A187NK1 | | FDX1/2016/5yrs | 19/02/2021 | 12.00% | 103.4 | 103.32 | 0.00 | 0.00 | 0.00 |
| RW000A182K48 | | FXD2/2016/15Yrs | 09/05/2031 | 13.5% | 104.7 | 102 | 0.00 | 0.00 | 0.00 |
| RW000A185V91 | | FXD 3/2016/5Yrs | 20/08/2021 | 12.25% | 102 | 102 | 0.00 | 0.00 | 0.00 |
| RW000A19D0U5 | | FXD1/2017/5Yrs | 18/02/2022 | 12.375% | 104.8 | 102.2 | 0.00 | 0.00 | 0.00 |
| RW000A19JG53 | | FXD2/2017/7Yrs | 17/05/2024 | 12.675% | 100.05 | 104.2 | 0.00 | 0.00 | 10,000,000 |
| RW000A19NL84 | | FXD3/2017/5Yrs | 19/08/2022 | 12.200% | 105.51 | 101.1 | 0.00 | 0.00 | 0.00 |
| RW000A19S1Q4 | Re-opened | FXD4/2017/7Yrs | 15/11/2024 | 12.40% | 104.5 | 108 | 0.00 | 0.00 | 0.00 |
| RW000A19W8Z4 | | FXD1/2018/5Yrs | 17/02/2023 | 11.80% | 103 | 105 | 0.00 | 0.00 | 0.00 |
| RW000A19HS6 | Re-opened | FXD2/2018/10Yrs | 12/05/2028 | 12.50% | 103 | 107 | 0.00 | 0.00 | 70,000,000 |
| RW000A194997 | Re-opened | FXD3/2018/15Yrs | 05/08/2033 | 12.9% | 106.05 | 101 | 0.00 | 0.00 | 0.00 |
| RW000A2RUZ00 | | FXD4/2018/3Yrs | 19/11/2021 | 11.150% | 106.87 | 106 | 0.00 | 0.00 | 0.00 |
| RW000A2RYEG9 | Re-opened | FXD1/2019/7Yrs | 13/02/2026 | 11.850% | 102.6 | 104.9 | 0.00 | 0.00 | 0.00 |
| RW000A2R26W1 | Re-opened | FXD2/2019/5Yrs | 17/05/2024 | 11.300% | 105.1 | 103.57 | 0.00 | 0.00 | 0.00 |
| RW000A2R64M3 | Re-opened | FXD3/2019/20Yrs | 29/07/2039 | 13.250% | 101.3 | 104.52 | 0.00 | 0.00 | 0.00 |
| RW000A2SA2Y9 | Re-opened | FXD4/2019/3Yrs | 18/11/2022 | 10.950% | 104.549 | 103.37 | 0.00 | 0.00 | 0.00 |
| RW000A2SA2Z6 | Re-opened | FXD5/2019/7Yrs | 13/11/2026 | 11.550% | 104.7 | 103.4462 | 0.00 | 0.00 | 0.00 |
| RW000A2SB2X0 | | FXD1/2020/3Yrs | 20/01/2023 | 10.800% | 100 | 100 | 0.00 | 0.00 | 0.00 |
| RW000A28UBB2 | Re-opened | FXD2/2020/15Yrs | 02/02/2035 | 12.550% | 105.5 | 105.5 | 0.00 | 0.00 | 0.00 |
| RW000A28VKN6 | | FXD3/2020/3Yrs | 24/03/2023 | 10.650% | 101 | 102.2 | 0.00 | 0.00 | 0.00 |
| RW000A28XYS2 | Re-opened | FXD4/2020/10Yrs | 10/05/2030 | 12.150% | 105.3 | 103 | 0.00 | 0.00 | 0.00 |
| RW000A281XB8 | Re-opened | FXD5/2020/5Yrs | 18/08/2025 | 11.145% | 103.85 | 104.6 | 0.00 | 0.00 | 0.00 |

WEEKLY REPORT ON 20/11/2020

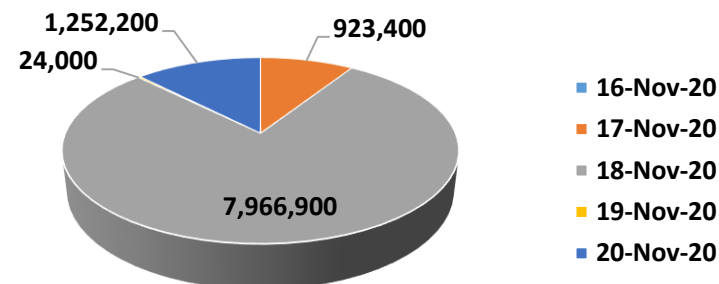
1. EQUITY MARKET

| PREVIOUS WEEK | | | | THIS WEEK | | | | VARIATION | |
|------------------|------------------|--------------------|-------------|------------------|---------------|-------------------|--------------|----------------------|----------------|
| Date | Volume | Value (Frw) | Deals | Date | Volume | Value (Frw) | Deals | Change in value | % |
| 09- November- 20 | 200 | 24,000 | 1.00 | 16- November- 20 | 0.00 | 0.00 | 0.00 | (24,000) | (100.00) |
| 10- November- 20 | 300,500 | 21,115,000 | 4.00 | 17- November- 20 | 19,200 | 923,400 | 2.00 | (20,191,600) | (95.62) |
| 11- November- 20 | 1,501,400 | 105,098,000 | 1.00 | 18- November- 20 | 57,800 | 7,966,900 | 6.00 | (97,131,100) | (92.41) |
| 12- November- 20 | 0.00 | 0.00 | 0.00 | 19- November- 20 | 200 | 24,000 | 1.00 | 24,000 | 100.00 |
| 13- November- 20 | 2,200 | 154,000 | 1.00 | 20- November- 20 | 15,800 | 1,252,200 | 5.00 | 1,098,200 | 713.11 |
| TOTAL | 1,804,300 | 126,391,000 | 7.00 | TOTAL | 93,000 | 10,166,500 | 14.00 | (116,224,500) | (91.95) |

Turnover for the week ended on Friday
13th November,2020



Turnover for the week ended on Friday
20th November,2020



1. BOND MARKET

During this week, the fixed income market recorded a total of Frw 1,654,334,530 worth of bonds traded in 7 deals between Frw 100.05 – 106.5.