



RWANDA STOCK EXCHANGE MARKET REPORT FOR FRIDAY 18TH SEPTEMBER 2020

1. Market overview

- Today's trading session recorded a total of Frw 5,216,400 from 113,400 IMR shares while the fixed income market remained quiet.
- RSI and ALSI remained constant to close at 115.33 and 149.17 respectively.
- IMR counter closed at Frw 46 (Frw 46 previous). The trading session recorded a total turnover of Frw 5,216,400 from 113,400 shares traded in 3 deals.
- Equities counters closed as follows: CMR: Frw 120; BLR: Frw 137; BOK: Frw 240; EQTY: Frw 440; KCB: Frw 370; NMG: Frw 1200; USL: Frw 104 and RHB: Frw 526.

2. Closing bell

At the end of the formal trading hours, on BOK counter, there were outstanding offers of 279,600 shares between Frw 233-260 and no bids. On BLR counter, there were outstanding offers of 1,046,900 shares between Frw 137-145 and no bids. On CTL counter, there were outstanding offers of 66,200 shares between Frw 72-75 and an outstanding bid of 10,000 shares at Frw 65. On IMR counter, there were outstanding offers of 65,200 shares between Frw 46-50 and no bids. On CMR counter, there was an outstanding offer of 100,000 shares at Frw 120 and no bids.

On bonds market, there was an outstanding bid of Frw 50,000,000 worth of bond at Frw 100 and no offer.

3. Equities Market on 18/09/2020

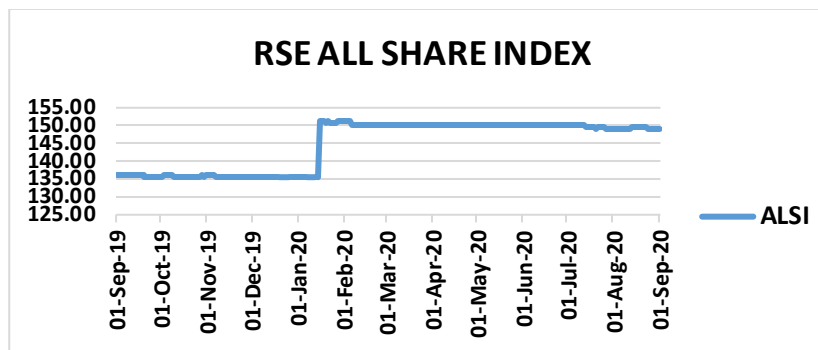
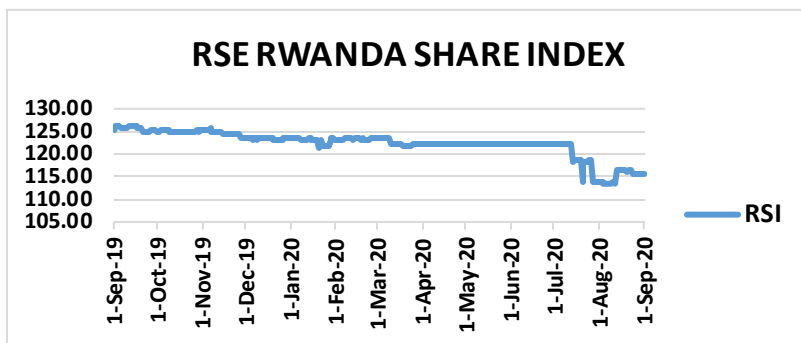
ISIN-CODE	Stock	Past 12 months		Today's session		Closing	Prev.	Change	Volume	Value
		High	Low	High	Low					
RW000A1JCYA5	BOK	275	235	0.00	0.00	240	240	0.00	0.00	0.00
RW000A1H63N6	BLR	147	125	0.00	0.00	137	137	0.00	0.00	0.00
KE0000000380	NMG	1,200	1,200	0.00	0.00	1,200	1,200	0.00	0.00	0.00
KE0000000315	KCB	370	370	0.00	0.00	370	370	0.00	0.00	0.00
KE0000000489	USL	104	104	0.00	0.00	104	104	0.00	0.00	0.00
KE0000000554	EQTY	445	350	0.00	0.00	440	440	0.00	0.00	0.00
RW000A14UYP4	CTL	80	55	0.00	0.00	70	70	0.00	0.00	0.00
RW000A2DN989	IMR	90	46	46	46	46	46	+0.00	113,400	5,216,400
ZAE000244737	RHB	0.00	0.00	0.00	0.00	526	526	0.00	0.00	0.00
RW000A2QAPH5	CMR	0.00	0.00	0.00	0.00	120	120	0.00	0.00	0.00

Market Status	
08h50-08h59	Pre- Open
09h00-12h00	Open
12h00-08h50	Close

INDICES	Previous	Today	Points	Change %
RSI	115.33	115.33	+0.00	+0.00
ALSI	149.17	149.17	+0.00	+0.00
OTHER TRADING STAT				
Shares traded	3,900	113,400	109,500	2,807.69
Equity Turnover	444,700	5,216,400	4,681,700	1,052.77
Number of deals	3.00	3.00	0.00	0.00

Exchange rate against Frw as at 18/09/2020			
Currency	Sell	Buy	Average
USD	963.53	944.64	954.09
KES	8.88	8.71	8.80
UGS	0.26	0.25	0.25
BIF	0.49	0.48	0.49
TZS	0.41	0.40	0.41
ZAR	59.54	58.37	58.96
Market Capitalization (Frw)			
3,473,498,835,396			

4. INDICES



5. Bond market on 18/9/2020

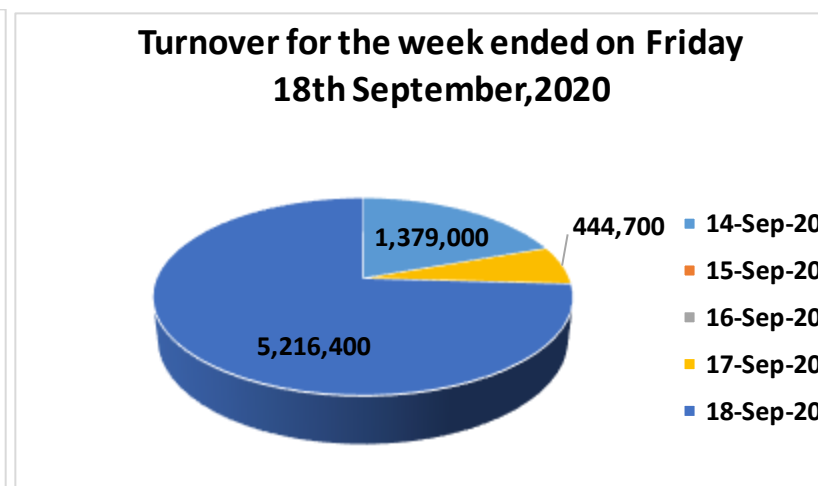
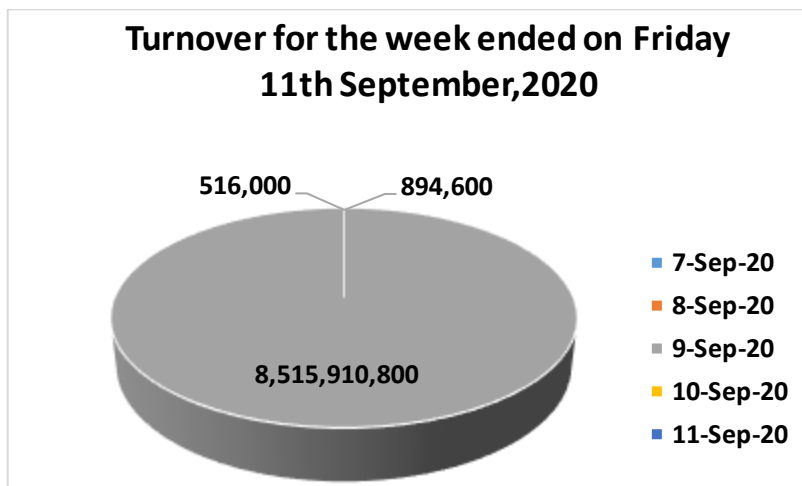
A. Government bonds

ISIN-CODE	Status	Security	Maturity	Coupon rate	Close. Price	Prev. Price	Bids	Offers	Bond traded
RW000A1ZTAM0		FXD4/2014/7yrs	19/11/2021	12.475%	106.85	106	0.00	0.00	0.00
RW000A1Z2RJ7		FXD2/2015/10yrs	25/05/2025	12.925%	104	101.72	0.00	0.00	0.00
RW000A187NK1		FDX1/2016/5yrs	19/02/2021	12.00%	103.4	103.32	0.00	0.00	0.00
RW000A182K48		FXD2/2016/15Yrs	09/05/2031	13.5%	104.7	102	0.00	0.00	0.00
RW000A185V91		FXD 3/2016/5Yrs	20/08/2021	12.25%	102	102	0.00	0.00	0.00
RW000A19D0U5		FXD1/2017/5Yrs	18/02/2022	12.375%	102.2	104.4	0.00	0.00	0.00
RW000A19JG53		FXD2/2017/7Yrs	17/05/2024	12.675%	104.2	103.3	0.00	0.00	0.00
RW000A19NL84		FXD3/2017/5Yrs	19/08/2022	12.200%	103.5	102.2	0.00	0.00	0.00
RW000A19S1Q4	Re-opened	FXD4/2017/7Yrs	15/11/2024	12.40%	108	104	0.00	0.00	0.00
RW000A19W8Z4		FXD1/2018/5Yrs	17/02/2023	11.80%	102.5	103	0.00	0.00	0.00
RW000A19HS6	Re-opened	FXD2/2018/10Yrs	12/05/2028	12.50%	102.1	103	0.00	0.00	0.00
RW000A194997	Re-opened	FXD3/2018/15Yrs	05/08/2033	12.9%	103.6	100.06	0.00	0.00	0.00
RW000A2RUZ00		FXD4/2018/3Yrs	19/11/2021	11.150%	106.87	106	0.00	0.00	0.00
RW000A2RYEG9	Re-opened	FXD1/2019/7Yrs	13/02/2026	11.850%	103	105.6	0.00	0.00	0.00
RW000A2R26W1	Re-opened	FXD2/2019/5Yrs	17/05/2024	11.300%	105.1	103.57	0.00	0.00	0.00
RW000A2R64M3	Re-opened	FXD3/2019/20Yrs	29/07/2039	13.250%	103	101.3	0.00	0.00	0.00
RW000A2SA2Y9	Re-opened	FXD4/2019/3Yrs	18/11/2022	10.950%	104.549	103.37	0.00	0.00	0.00
RW000A2SA2Z6	Re-opened	FXD5/2019/7Yrs	13/11/2026	11.550%	104.7	103.4462	0.00	0.00	0.00
RW000A2SB2X0		FXD1/2020/3Yrs	20/01/2023	10.800%	100	100	0.00	0.00	0.00
RW000A28UBB2	Re-opened	FXD2/2020/15Yrs	02/02/2035	12.550%	100.6	100.36	100	0.00	0.00
RW000A28VKN6		FXD3/2020/3Yrs	24/03/2023	10.650%	105.6	105.6	0.00	0.00	0.00
RW000A28XYS2	Re-opened	FXD4/2020/10Yrs	10/05/2030	12.150%	103.5	105.3	0.00	0.00	0.00
RW000A281XB8		FXD5/2020/5Yrs	18/08/2025	11.145%	100	0.00	0.00	0.00	0.00
RW000A281XA0		FXD6/2020/20Yrs	27/07/2040	13.150%	103.1	103	0.00	0.00	0.00

WEEKLY REPORT ON 18/09/2020

1. EQUITY MARKET

PREVIOUS WEEK				THIS WEEK				VARIATION	
Date	Volume	Value (Frw)	Deals	Date	Volume	Value (Frw)	Deals	Change in value	%
07- September- 20	0.00	0.00	0.00	14- September- 20	19,700	1,379,000	3.00	1,379,000	100
08- September- 20	6,000	516,000	4.00	15- September- 20	0.00	0.00	0.00	(516,000)	(100)
09- September- 20	68,151,500	8,515,910,800	9.00	16- September- 20	0.00	0.00	0.00	(8,515,910,800)	(100)
10- September- 20	16,800	894,600	5.00	17- September- 20	3,900	444,700	3.00	(449,900)	(50.29)
11- September- 20	0.00	0.00	0.00	18- September- 20	113,400	5,216,400	3.00	5,216,400	(100)
TOTAL	68,174,300	8,571,321,400	18.00	TOTAL	137,000	7,040,100	9.00	(8,510,281,300)	(99.91)



1. BOND MARKET

During this week, the market recorded a total of Frw 1,491,871,500 worth of bond traded in 8 deals between Frw 102.1 – 106.87.

6. CORPORATE NEWS

- Given the significant uncertainties on the extent and duration of the disruption as a result of the COVID-19 outbreak, BRALIRWA Plc. Board of Directors have taken steps to protect the company cash flow to preserve liquidity in the interest of the company, and as such proposed not to pay out any dividend on the 2019 result. This proposal will also be subject to approval during the upcoming Annual General Meeting of shareholders to be held on 17th September 2020 at 2:30pm by Teleconference (Online).
- The Directors of Nation Media Group Plc didn't recommend payment of a final dividend and recommended, subject to approval by the CMA, the Nairobi Securities Exchange Plc and the shareholders at the Annual General Meeting, a bonus share issue of one new fully paid ordinary share for every ten shares held in the capital of the Company, to the shareholders on the register of members at the close of business on 12th June, 2020. The new shares shall not qualify for payment of any dividend for the year 2019.