



## RWANDA STOCK EXCHANGE MARKET REPORT FOR FRIDAY 18<sup>TH</sup> MARCH 2022

### 1. Market overview

- Today's trading session recorded Frw 24,146,300 worth of bonds traded in 4 deals on the fixed income market and Frw 558,000 from 12,400 IMR shares traded in 2 deals on the equities market.
- RSI and ALSI remained constant to close at 101.57 and 145.30 respectively.
- IMR counter closed at Frw 45 (Frw 45 previous). The trading session recorded a total turnover of Frw 558,000 from 12,400 shares traded in 2 deals.
- Equities counters closed as follows: BLR: Frw 125; BOK: Frw 250, CMR: Frw 120; MTNR: Frw 180; EQTY: Frw 440; KCB: Frw 370; NMG: Frw 1200; USL: Frw 104 and RHB: Frw 526

### 2. Closing bell

At the end of the formal trading hours; On BOK counter, there were outstanding offers of 18,200 shares at Frw 250 and no bids. On MTNR counter, there were outstanding offers of 650,000 shares at Frw 180 and no bids. On BLR counter, there were outstanding bids of 134,000 shares between Frw 115-117 and no offers. On IMR counter, there were outstanding offers of 471,900 shares at Frw 45 and no bids. On CMR counter, there was an outstanding offer of 100,000 shares at Frw 120 and no bids.

On the bonds market; there was an outstanding offer of Frw 300,000,000 worth of bonds at Frw 101.5 and no bids.

### 3. Equities Market on 18/03/2022

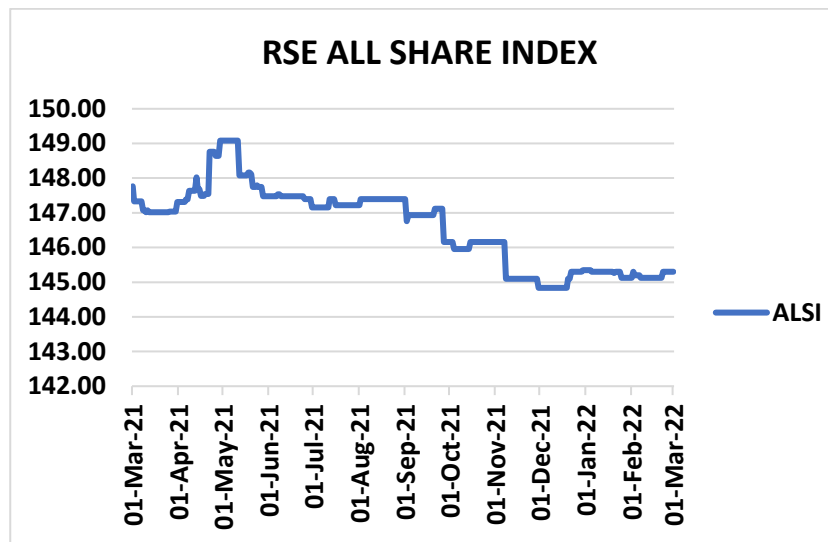
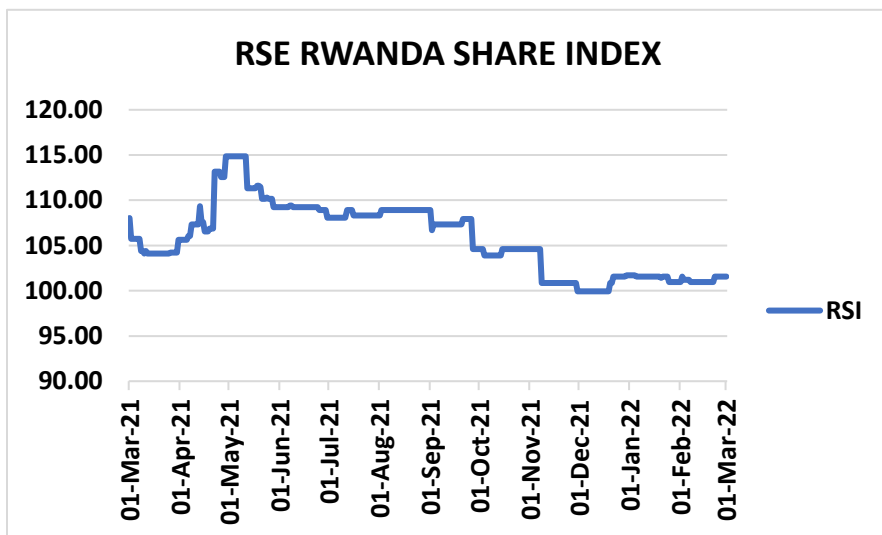
ISIN-CODE	Stock	Past 12 months		Today's session		Closing	Prev.	Change	Volume	Value
		High	Low	High	Low					
RW000A1JCYA5	BOK	250	221	0.00	0.00	250	250	0.00	0.00	0.00
RW000A1H63N6	BLR	126	100	0.00	0.00	125	125	0.00	0.00	0.00
KE0000000380	NMG	1,200	1,200	0.00	0.00	1,200	1,200	0.00	0.00	0.00
KE0000000315	KCB	370	370	0.00	0.00	370	370	0.00	0.00	0.00
KE0000000489	USL	104	104	0.00	0.00	104	104	0.00	0.00	0.00
KE0000000554	EQTY	440	440	0.00	0.00	440	440	0.00	0.00	0.00
RW000A2DN989	IMR	46	43	45	45	45	45	+0.00	12,400	558,000
ZAE000244737	RHB	526	526	0.00	0.00	526	526	0.00	0.00	0.00
RW000A2QAPH5	CMR	120	120	0.00	0.00	120	120	0.00	0.00	0.00
RW000A3CNNB4	MTNR	269	175	0.00	0.00	180	180	0.00	0.00	0.00

Market Status	
08h50-08h59	Pre- Open
09h00-12h00	Open
12h00-08h50	Close

INDICES	Previous	Today	Points	Change %
RSI	101.57	101.57	+0.00	+0.00
ALSI	145.30	145.30	+0.00	+0.00
<b>OTHER TRADING STAT</b>				
Shares traded	25,814,000	12,400	(25,801,600)	(99.95)
Equity Turnover	3,226,750,000	558,000	(3,226,192,000)	(99.98)
Number of deals	6.00	2.00	(4.00)	(66.66)

Exchange rate against Frw as at 18/03/2022			
Currency	Sell	Buy	Average
USD	1,027.66	1,007.52	1,017.59
KES	8.98	8.80	8.89
UGS	0.28	0.28	0.28
BIF	0.50	0.49	0.49
TZS	0.44	0.43	0.43
ZAR	68.71	67.36	68.04
<b>Market Capitalization (Frw)</b>			<b>3,704,635,118,616</b>

#### 4. INDICES



#### 5. Bond market on 18/03/2022

##### A. Government bonds

ISIN-CODE	Status	Security	Maturity	Coupon rate	Close. Price	Prev. Price	Bids	Offers	Bond traded
RW000A1Z2RJ7		FXD2/2015/10yrs	25/05/2025	12.925%	103.5	103.5	0.00	0.00	0.00
RW000A182K48		FXD2/2016/15Yrs	09/05/2031	13.5%	103.5	103.5	0.00	0.00	0.00
RW000A19JG53		FXD2/2017/7Yrs	17/05/2024	12.675%	103	103	0.00	0.00	0.00
RW000A19NL84		FXD3/2017/5Yrs	19/08/2022	12.200%	106	106	0.00	0.00	0.00
RW000A19S1Q4	Re-opened	FXD4/2017/7Yrs	15/11/2024	12.40%	102.5	102.5	0.00	0.00	0.00
RW000A19W8Z4		FXD1/2018/5Yrs	17/02/2023	11.80%	109.2	109.2	0.00	0.00	0.00
RW000A19HS6	Re-opened	FXD2/2018/10Yrs	12/05/2028	12.50%	103.5	103.5	0.00	0.00	0.00
RW000A194997	Re-opened	FXD3/2018/15Yrs	05/08/2033	12.9%	105.3	105.3	0.00	0.00	0.00
RW000A2RYEG9	Re-opened	FXD1/2019/7Yrs	13/02/2026	11.850%	104	104	0.00	0.00	0.00
RW000A2R26W1	Re-opened	FXD2/2019/5Yrs	17/05/2024	11.300%	102.5	102.5	0.00	0.00	0.00
RW000A2R64M3	Re-opened	FXD3/2019/20Yrs	29/07/2039	13.250%	103	103	0.00	0.00	0.00
RW000A2SA2Y9	Re-opened	FXD4/2019/3Yrs	18/11/2022	10.950%	102	102	0.00	0.00	0.00
RW000A2SA2Z6	Re-opened	FXD5/2019/7Yrs	13/11/2026	11.550%	105.371	105.371	0.00	0.00	0.00

<b>RW000A2SB2X0</b>		FXD1/2020/3Yrs	20/01/2023	10.800%	103	103	0.00	0.00	0.00
<b>RW000A28UBB2</b>	Re-opened	FXD2/2020/15Yrs	02/02/2035	12.550%	103	102.7	0.00	0.00	1,000,000
<b>RW000A28VKN6</b>		FXD3/2020/3Yrs	24/03/2023	10.650%	100.04	100.04	0.00	0.00	0.00
<b>RW000A28XYS2</b>	Re-opened	FXD4/2020/10Yrs	10/05/2030	12.150%	102.4	102.4	0.00	0.00	0.00
<b>RW000A281XB8</b>	Re-opened	FXD5/2020/5Yrs	18/08/2025	11.145%	104.8	104.8	0.00	0.00	0.00
<b>RW000A281XA0</b>	Re-opened	FXD6/2020/20Yrs	27/07/2040	13.150%	101.3	101.3	0.00	0.00	0.00
<b>RW000A283W59</b>	Re-opened	FXD7/2020/7Yrs	12/11/2027	11.435%	103.7	103.551	0.00	0.00	100,000
<b>RW000A3KMCV0</b>		FXD1/2021/5Yrs	13/02/2026	11.00%	100.1	100.1	0.00	0.00	0.00
<b>RW000A3KMCW8</b>	Re-opened	FXD2/2021/10Yrs	07/02/2031	12.00%	100.02	101	0.00	0.00	13,000,000
<b>RW000A3KQVN8</b>	Re-opened	FXD3/2021/15Yrs	02/05/2036	12.50%	104.2	104.2	0.00	0.00	0.00
<b>RW000A3KVKE0</b>	Re-opened	FXD4/2021/20Yrs	26/07/2041	13.00%	100.1	103	0.00	0.00	10,000,000
<b>RW000A3KZPF7</b>		FXD5/2021/3Yrs	15/11/2024	10.650%	107.1	107.1	0.00	0.00	0.00
<b>RW000A3KZPG5</b>		FXD6/2021/7Yrs	10/11/2028	11.425%	103.351	103.351	0.00	0.00	0.00
<b>RW000A3K2MS4</b>		FXD1/2022/5Yrs	12/02/2027	11.00%	101.2	101.2	0.00	101.5	0.00

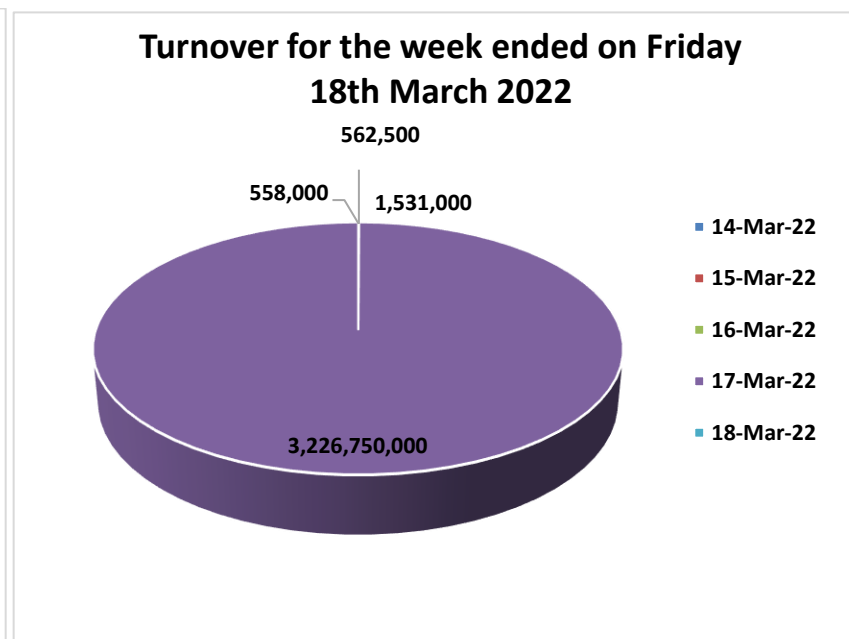
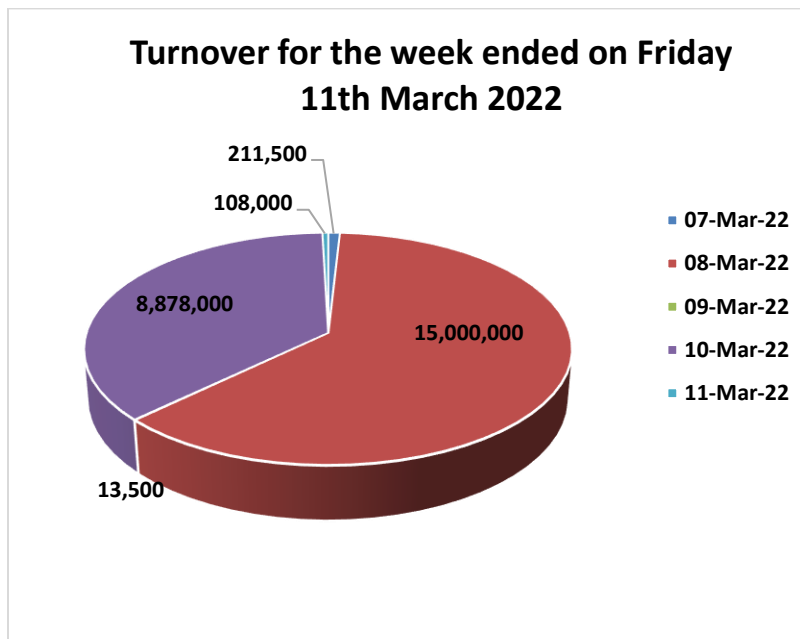
#### B. Corporate bonds

ISIN-CODE	Status	Security	Maturity	Coupon rate	Close. Price	Prev. Price	Bids	Offers	Bond traded
<b>RW000A3KU2U0</b>		ECTL/2021/10Yrs	11/06/2031	13.75%	101	101	0.00	0.00	0.00

### 6. WEEKLY REPORT ON 18/03/2022

#### 6.1. EQUITY MARKET

PREVIOUS WEEK				THIS WEEK				VARIATION	
Date	Volume	Value (Frw)	Deals	Date	Volume	Value (Frw)	Deals	Change in value	%
<b>07-Mar-22</b>	3,200	211,500	2.00	<b>14-Mar-22</b>	0.00	0.00	0.00	(211,500)	(100.00)
<b>08-Mar-22</b>	60,000	15,000,000	1.00	<b>15-Mar-22</b>	12,500	562,500	1.00	(14,437,500)	(96.250)
<b>09-Mar-22</b>	300	13,500	1.00	<b>16-Mar-22</b>	10,500	1,531,000	5.00	1,517,500	11,240.74
<b>10-Mar-22</b>	79,200	8,878,000	4.00	<b>17-Mar-22</b>	25,814,000	3,226,750,000	6.00	3,217,872,000	36,245.46
<b>11-Mar-22</b>	2,400	108,000	2.00	<b>18-Mar-22</b>	12,400	558,000	2.00	450,000	416.66
<b>TOTAL</b>	<b>145,100</b>	<b>24,211,000</b>	<b>10.00</b>	<b>TOTAL</b>	<b>25,849,400</b>	<b>3,229,401,500</b>	<b>14.00</b>	<b>3,205,190,500</b>	<b>13,238.57</b>



**6.2 BOND MARKET:** During this week; the fixed income market recorded Frw 317,803,140 worth of bonds traded in 22 deals between Frw 100.1 – 105.371

## 7. CORPORATE NEWS

- MTN Rwandacell PLC:** A proposal to pay a cash dividend of Frw 4.98 per share totaling approximately Frw 6.7 billion will be proposed to shareholders at this year's Annual General Meeting of Shareholders. Subject to the approval of shareholders, the dividend payment will be made by 30<sup>th</sup> June 2022 to all shareholders on the share register by 9<sup>th</sup> June 2022.