



RWANDA STOCK EXCHANGE MARKET REPORT FOR FRIDAY 18TH DECEMBER 2020

1. Market overview

- Today's trading session recorded on the equities market Frw 35,000 with CTL decreasing 2 points to Frw 70 while the fixed income market remained quiet.
- RSI and ALSI went down 0.12 and 0.02 points to close at 107.91 and 147.74 respectively.
- CTL counter closed at Frw 70 (Frw 72 previous). The trading session recorded a total turnover of Frw 35,000 from 500 shares traded in 1 deal.
- Equities counters closed as follows: IMR: Frw 45; BLR: Frw 120; BOK: Frw 225; CMR: Frw 120; EQTY: Frw 440; KCB: Frw 370; NMG: Frw 1200; USL: Frw 104 and RHB: Frw 526.

2. Closing bell

At the end of the formal trading hours, on BOK counter, there were outstanding offers of 170,900 shares between Frw 230-240 and no bids. On BLR counter, there were outstanding offers of 193,200 shares between Frw 120-136 and no bids. On CTL counter, there were outstanding offers of 12,300 shares between Frw 72-75 and an outstanding bid of 30,000 shares at Frw 67. On IMR counter, there were outstanding offers of 76,800 shares at Frw 45 and no bids. On CMR counter, there was an outstanding offer of 100,000 shares at Frw 120 and no bids.

On bonds market, there was no offer and no bids

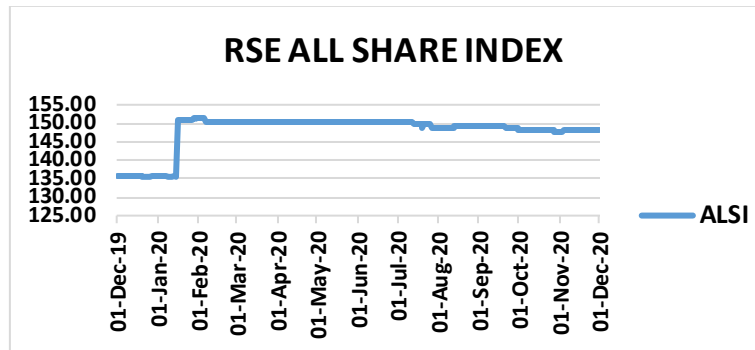
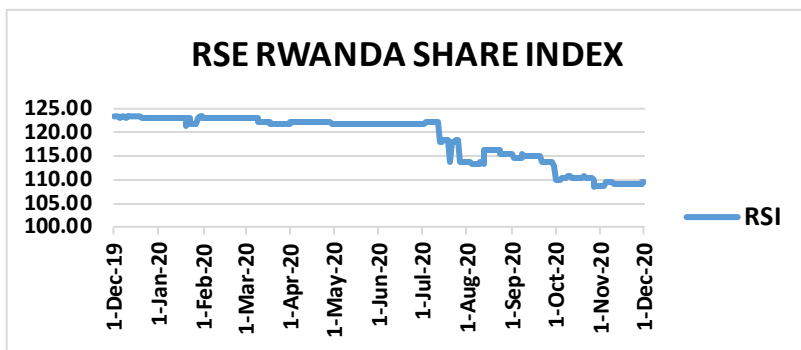
3. Equities Market on 18/12/2020

| ISIN-CODE | Stock | Past 12 months | | Today's session | | Closing | Prev. | Change | Volume | Value |
|--------------|-------|----------------|-------|-----------------|------|---------|-------|--------|--------|--------|
| | | High | Low | High | Low | | | | | |
| RW000A1JCYA5 | BOK | 265 | 225 | 0.00 | 0.00 | 225 | 225 | 0.00 | 0.00 | 0.00 |
| RW000A1H63N6 | BLR | 139 | 118 | 0.00 | 0.00 | 120 | 120 | 0.00 | 0.00 | 0.00 |
| KE0000000380 | NMG | 1,200 | 1,200 | 0.00 | 0.00 | 1,200 | 1,200 | 0.00 | 0.00 | 0.00 |
| KE0000000315 | KCB | 370 | 370 | 0.00 | 0.00 | 370 | 370 | 0.00 | 0.00 | 0.00 |
| KE0000000489 | USL | 104 | 104 | 0.00 | 0.00 | 104 | 104 | 0.00 | 0.00 | 0.00 |
| KE0000000554 | EQTY | 445 | 350 | 0.00 | 0.00 | 440 | 440 | 0.00 | 0.00 | 0.00 |
| RW000A14UYP4 | CTL | 75 | 65 | 70 | 70 | 70 | 72 | -2.00 | 500 | 35,000 |
| RW000A2DN989 | IMR | 90 | 42 | 0.00 | 0.00 | 45 | 45 | 0.00 | 0.00 | 0.00 |
| ZAE000244737 | RHB | 0.00 | 0.00 | 0.00 | 0.00 | 526 | 526 | 0.00 | 0.00 | 0.00 |
| RW000A2QAPH5 | CMR | 0.00 | 0.00 | 0.00 | 0.00 | 120 | 120 | 0.00 | 0.00 | 0.00 |

| Market Status | |
|---------------|-----------|
| 08h50-08h59 | Pre- Open |
| 09h00-12h00 | Open |
| 12h00-08h50 | Close |

| INDICES | Previous | Today | Points | Change % | Exchange rate against Frw as at 18/12/2020 | | | | |
|-----------------------|---------------|--------|-------------|----------|--|--------|--------|---------|-------|
| | | | | | Currency | Sell | Buy | Average | |
| RSI | 108.03 | 107.91 | -0.12 | -0.11 | USD | 980.76 | 961.53 | 971.15 | |
| ALSI | 147.77 | 147.74 | -0.02 | -0.02 | KES | 8.79 | 8.62 | 8.70 | |
| OTHER TRADING STAT | Shares traded | 27,200 | 500 | (26,700) | (98.16) | UGS | 0.26 | 0.26 | 0.26 |
| | | | | | | BIF | 0.50 | 0.49 | 0.50 |
| | | | | | | TZS | 0.42 | 0.41 | 0.41 |
| | | | | | | ZAR | 66.70 | 65.39 | 66.05 |
| Equity Turnover | 2,899,500 | 35,000 | (2,864,500) | (98.79) | Market Capitalization (Frw) | | | | |
| Number of deals | 4.00 | 1.00 | (3.00) | (75.00) | 3,452,608,392,466 | | | | |

4. INDICES



5. Bond market on 18/12/2020

A. Government bonds

| ISIN-CODE | Status | Security | Maturity | Coupon rate | Close. Price | Prev. Price | Bids | Offers | Bond traded |
|--------------|-----------|-----------------|------------|-------------|--------------|-------------|------|--------|-------------|
| RW000A1ZTAM0 | | FXD4/2014/7yrs | 19/11/2021 | 12.475% | 108.75 | 106.85 | 0.00 | 0.00 | 0.00 |
| RW000A1Z2RJ7 | | FXD2/2015/10yrs | 25/05/2025 | 12.925% | 104 | 101.72 | 0.00 | 0.00 | 0.00 |
| RW000A187NK1 | | FDX1/2016/5yrs | 19/02/2021 | 12.00% | 103.25 | 103.4 | 0.00 | 0.00 | 0.00 |
| RW000A182K48 | | FXD2/2016/15Yrs | 09/05/2031 | 13.5% | 104.7 | 102 | 0.00 | 0.00 | 0.00 |
| RW000A185V91 | | FXD 3/2016/5Yrs | 20/08/2021 | 12.25% | 102 | 102 | 0.00 | 0.00 | 0.00 |
| RW000A19D0U5 | | FXD1/2017/5Yrs | 18/02/2022 | 12.375% | 104.8 | 102.2 | 0.00 | 0.00 | 0.00 |
| RW000A19JG53 | | FXD2/2017/7Yrs | 17/05/2024 | 12.675% | 104 | 100.05 | 0.00 | 0.00 | 0.00 |
| RW000A19NL84 | | FXD3/2017/5Yrs | 19/08/2022 | 12.200% | 105.5 | 105.51 | 0.00 | 0.00 | 0.00 |
| RW000A19S1Q4 | Re-opened | FXD4/2017/7Yrs | 15/11/2024 | 12.40% | 104 | 104.5 | 0.00 | 0.00 | 0.00 |
| RW000A19W8Z4 | | FXD1/2018/5Yrs | 17/02/2023 | 11.80% | 104 | 103 | 0.00 | 0.00 | 0.00 |
| RW000A19HS6 | Re-opened | FXD2/2018/10Yrs | 12/05/2028 | 12.50% | 104 | 100.2 | 0.00 | 0.00 | 0.00 |
| RW000A194997 | Re-opened | FXD3/2018/15Yrs | 05/08/2033 | 12.9% | 105.5 | 106.05 | 0.00 | 0.00 | 0.00 |
| RW000A2RUZ00 | | FXD4/2018/3Yrs | 19/11/2021 | 11.150% | 103.1 | 106.87 | 0.00 | 0.00 | 0.00 |
| RW000A2RYEG9 | Re-opened | FXD1/2019/7Yrs | 13/02/2026 | 11.850% | 102.6 | 104.9 | 0.00 | 0.00 | 0.00 |
| RW000A2R26W1 | Re-opened | FXD2/2019/5Yrs | 17/05/2024 | 11.300% | 102 | 102.8 | 0.00 | 0.00 | 0.00 |
| RW000A2R64M3 | Re-opened | FXD3/2019/20Yrs | 29/07/2039 | 13.250% | 101.3 | 104.52 | 0.00 | 0.00 | 0.00 |
| RW000A2SA2Y9 | Re-opened | FXD4/2019/3Yrs | 18/11/2022 | 10.950% | 104.549 | 103.37 | 0.00 | 0.00 | 0.00 |
| RW000A2SA2Z6 | Re-opened | FXD5/2019/7Yrs | 13/11/2026 | 11.550% | 104.7 | 103.4462 | 0.00 | 0.00 | 0.00 |
| RW000A2SB2X0 | | FXD1/2020/3Yrs | 20/01/2023 | 10.800% | 100 | 100 | 0.00 | 0.00 | 0.00 |
| RW000A28UBB2 | Re-opened | FXD2/2020/15Yrs | 02/02/2035 | 12.550% | 106.57 | 103.7 | 0.00 | 0.00 | 0.00 |
| RW000A28VKN6 | | FXD3/2020/3Yrs | 24/03/2023 | 10.650% | 101 | 102.2 | 0.00 | 0.00 | 0.00 |
| RW000A28XYS2 | Re-opened | FXD4/2020/10Yrs | 10/05/2030 | 12.150% | 104 | 102 | 0.00 | 0.00 | 0.00 |
| RW000A281XB8 | Re-opened | FXD5/2020/5Yrs | 18/08/2025 | 11.145% | 101.7 | 103.85 | 0.00 | 0.00 | 0.00 |

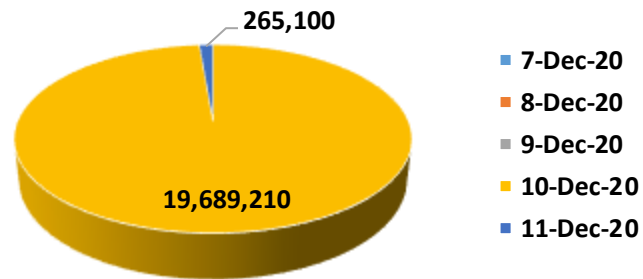
| | | | | | | | | |
|--------------|-----------------|------------|---------|--------|-------|------|------|------|
| RW000A281XA0 | FXD6/2020/20Yrs | 27/07/2040 | 13.150% | 104.45 | 103.1 | 0.00 | 0.00 | 0.00 |
| RW000A283W59 | FXD7/2020/7Yrs | 12/11/2027 | 11.435% | 101.7 | 101.7 | 0.00 | 0.00 | 0.00 |

WEEKLY REPORT ON 18/12/2020

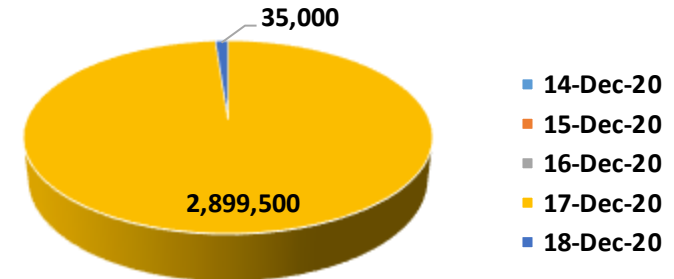
1. EQUITY MARKET

| PREVIOUS WEEK | | | | THIS WEEK | | | | VARIATION | |
|------------------|----------------|-------------------|--------------|------------------|---------------|------------------|-------------|---------------------|----------------|
| Date | Volume | Value (Frw) | Deals | Date | Volume | Value (Frw) | Deals | Change in value | % |
| 07- December- 20 | 0.00 | 0.00 | 0.00 | 14- December- 20 | 0.00 | 0.00 | 0.00 | 0.00 | 0.00 |
| 08- December- 20 | 0.00 | 0.00 | 0.00 | 15- December- 20 | 0.00 | 0.00 | 0.00 | 0.00 | 0.00 |
| 09- December- 20 | 0.00 | 0.00 | 0.00 | 16- December- 20 | 0.00 | 0.00 | 0.00 | 0.00 | 0.00 |
| 10- December- 20 | 268,800 | 19,689,210 | 8.00 | 17- December- 20 | 27,200 | 2,899,500 | 4.00 | (16,789,710) | (85.27) |
| 11- December- 20 | 2,900 | 265,100 | 4.00 | 18- December- 20 | 500 | 35,000 | 1.00 | (230,100) | (86.79) |
| TOTAL | 271,700 | 19,954,310 | 12.00 | TOTAL | 27,700 | 2,934,500 | 5.00 | (17,019,810) | (85.29) |

Turnover for the week ended on Friday 11th December, 2020



Turnover for the week ended on Friday 18th December, 2020



1. BOND MARKET

During this week, the fixed income market recorded a total of Frw 114,044,500 worth of bonds traded in 5 deals between Frw 101.7 – 106.57.