



RWANDA STOCK EXCHANGE MARKET REPORT FOR FRIDAY 17TH SEPTEMBER 2021

1. Market overview

- Today's trading session recorded a turnover of Frw 12,213,000 worth of bonds traded in 2 deals on the fixed income market and Frw 842,400 from 14,900 shares traded in 3 deals on the equities market.
- RSI and ALSI remained constant to close at 107.31 and 146.93 respectively.
- MTNR counter closed at Frw 218 (Frw 218 previous). The trading session recorded a total turnover of Frw 65,400 from 300 shares traded in 1 deal.
- IMR counter closed at Frw 45 (Frw 45 previous). The trading session recorded a total turnover of Frw 585,000 from 13,000 shares traded in 1 deal.
- BLR counter closed at Frw 120 (Frw 120 previous). The trading session recorded a total turnover of Frw 192,000 from 1,600 shares traded in 1 deal.
- Equities counters closed as follows: BOK: Frw 245; CMR: Frw 120; EQTY: Frw 440; KCB: Frw 370; NMG: Frw 1200; USL: Frw 104 and RHB: Frw 526

2. Closing bell

At the end of the formal trading hours; On BOK counter, there was an outstanding offer of 800 shares at Frw 245 and no bids. On MTNR counter, there were outstanding offers 766,100 shares between Frw 218-240 and no bids. On BLR counter, there were outstanding offers of 98,400 shares at Frw 120 and no bids. On CMR counter, there was an outstanding offer of 100,000 shares at Frw 120 and no bids. On IMR counter, there were outstanding offers of 275,100 shares at Frw 45 and no bids.

On bonds market; there was an outstanding bid of Frw 29,300,000 worth of bond at Frw 101.2 and outstanding offers of Frw 3,200,000 worth of bonds between Frw 101.5-104.1

3. Equities Market on 17/09/2021

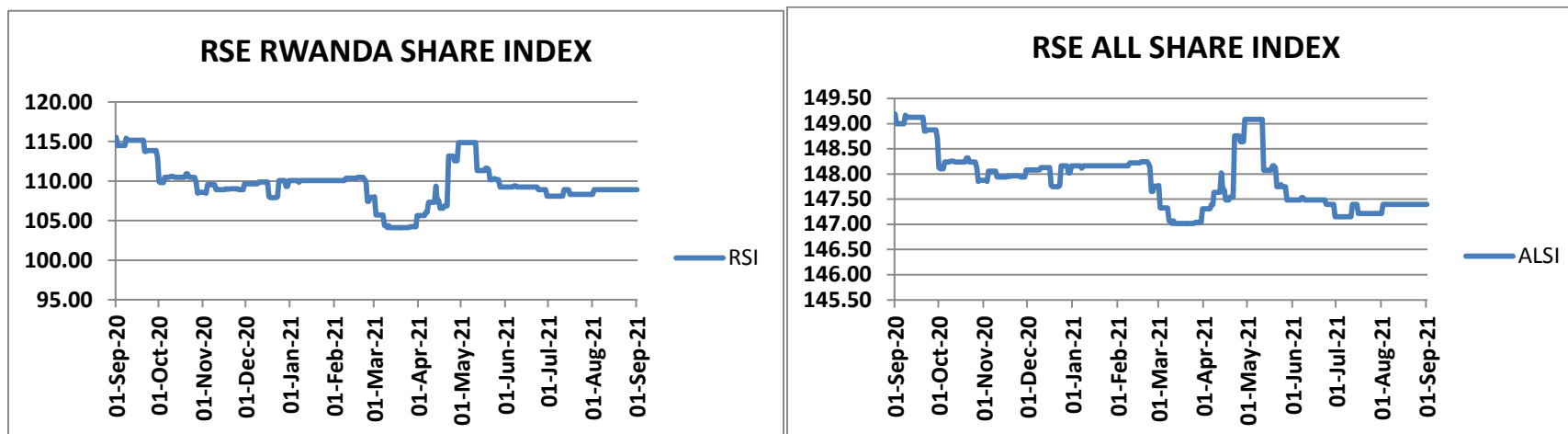
ISIN-CODE	Stock	Past 12 months		Today's session		Closing	Prev.	Change	Volume	Value
		High	Low	High	Low					
RW000A1JCYA5	BOK	245	225	0.00	0.00	245	245	0.00	0.00	0.00
RW000A1H63N6	BLR	137	100	120	120	120	120	+0.00	1,600	192,000
KE0000000380	NMG	1,200	1,200	0.00	0.00	1,200	1,200	0.00	0.00	0.00
KE0000000315	KCB	370	370	0.00	0.00	370	370	0.00	0.00	0.00
KE0000000489	USL	104	104	0.00	0.00	104	104	0.00	0.00	0.00
KE0000000554	EQTY	440	440	0.00	0.00	440	440	0.00	0.00	0.00
RW000A2DN989	IMR	47	42	45	45	45	45	+0.00	13,000	585,000
ZAE000244737	RHB	526	526	0.00	0.00	526	526	0.00	0.00	0.00
RW000A2QAPH5	CMR	120	120	0.00	0.00	120	120	0.00	0.00	0.00
RW000A3CNNB4	MTNR	269	218	218	218	218	218	+0.00	300	65,400

Market Status	
08h50-08h59	Pre- Open
09h00-12h00	Open
12h00-08h50	Close

INDICES	Previous	Today	Points	Change %
RSI	107.31	107.31	+0.00	+0.00
ALSI	146.93	146.93	+0.00	+0.00
OTHER TRADING STAT				
Shares traded	0.00	14,900	14,900	100
Equity Turnover	0.00	842,400	842,400	100
Number of deals	0.00	3.00	3.00	100

Exchange rate against Frw as at 17/09/2021			
Currency	Sell	Buy	Average
USD	1,005.53	985.82	995.68
KES	9.13	8.95	9.04
UGS	0.28	0.27	0.28
BIF	0.50	0.49	0.50
TZS	0.43	0.42	0.42
ZAR	68.93	67.58	68.25
Market Capitalization (Frw)			
3,746,298,619,306			

4. INDICES



5. Bond market on 17/09/2021

A. Government bonds

ISIN-CODE	Status	Security	Maturity	Coupon rate	Close. Price	Prev. Price	Bids	Offers	Bond traded
RW000A1ZTAM0		FXD4/2014/7yrs	19/11/2021	12.475%	101	101	0.00	0.00	0.00
RW000A1Z2RJ7		FXD2/2015/10yrs	25/05/2025	12.925%	109	109	0.00	0.00	0.00
RW000A182K48		FXD2/2016/15Yrs	09/05/2031	13.5%	103.5	103.5	0.00	0.00	0.00
RW000A19D0U5		FXD1/2017/5Yrs	18/02/2022	12.375%	101.81	101.81	0.00	101.5	0.00
RW000A19JG53		FXD2/2017/7Yrs	17/05/2024	12.675%	103.73	103.73	0.00	0.00	0.00
RW000A19NL84		FXD3/2017/5Yrs	19/08/2022	12.200%	101	101	0.00	0.00	0.00
RW000A19S1Q4	Re-opened	FXD4/2017/7Yrs	15/11/2024	12.40%	104.3	104.3	0.00	0.00	0.00
RW000A19W8Z4		FXD1/2018/5Yrs	17/02/2023	11.80%	101	101	0.00	0.00	0.00
RW000A19HS6	Re-opened	FXD2/2018/10Yrs	12/05/2028	12.50%	104	104	0.00	0.00	0.00
RW000A194997	Re-opened	FXD3/2018/15Yrs	05/08/2033	12.9%	103	102.5	0.00	0.00	2,100,000
RW000A2RUZ00		FXD4/2018/3Yrs	19/11/2021	11.150%	103.5	103.5	0.00	0.00	0.00
RW000A2RYEG9	Re-opened	FXD1/2019/7Yrs	13/02/2026	11.850%	102.5	102.5	0.00	0.00	0.00
RW000A2R26W1	Re-opened	FXD2/2019/5Yrs	17/05/2024	11.300%	109	109	0.00	104	0.00
RW000A2R64M3	Re-opened	FXD3/2019/20Yrs	29/07/2039	13.250%	100.5	103.8	0.00	0.00	10,000,000
RW000A2SA2Y9	Re-opened	FXD4/2019/3Yrs	18/11/2022	10.950%	104.559	104.559	0.00	0.00	0.00

RW000A2SAZ26	Re-opened	FXD5/2019/7Yrs	13/11/2026	11.550%	102.7	102.7	0.00	104.1	0.00
RW000A2SB2X0		FXD1/2020/3Yrs	20/01/2023	10.800%	103	103	0.00	0.00	0.00
RW000A28UBB2	Re-opened	FXD2/2020/15Yrs	02/02/2035	12.550%	102.5	102.5	0.00	0.00	0.00
RW000A28VKN6		FXD3/2020/3Yrs	24/03/2023	10.650%	100.04	100.04	0.00	0.00	0.00
RW000A28XYS2	Re-opened	FXD4/2020/10Yrs	10/05/2030	12.150%	104.1605	104.1605	0.00	104.1	0.00
RW000A281XB8	Re-opened	FXD5/2020/5Yrs	18/08/2025	11.145%	100.4	100.4	0.00	0.00	0.00
RW000A281XA0	Re-opened	FXD6/2020/20Yrs	27/07/2040	13.150%	103	103	0.00	0.00	0.00
RW000A283W59	Re-opened	FXD7/2020/7Yrs	12/11/2027	11.435%	103.6	103.6	0.00	0.00	0.00
RW000A3KMCV0		FXD1/2021/5Yrs	13/02/2026	11.00%	100	100	0.00	0.00	0.00
RW000A3KMCW8	Re-opened	FXD2/2021/10Yrs	07/02/2031	12.00%	101.2	101.2	101.2	0.00	0.00
RW000A3KQVN8	Re-opened	FXD3/2021/15Yrs	02/05/2036	12.50%	103.5	103.5	0.00	0.00	0.00
RW000A3KVKE0		FXD4/2021/20YRS	26/07/2041	13.00%	102	102	0.00	0.00	0.00

B. Corporate bonds

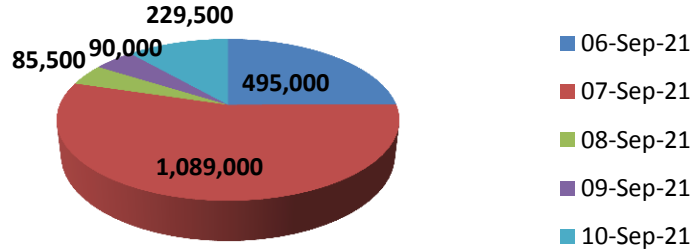
ISIN-CODE	Status	Security	Maturity	Coupon rate	Close. Price	Prev. Price	Bids	Offers	Bond traded
RW000A3KU2U0		ECTL/2021/10Yrs	11/06/2031	13.75%	0.00	0.00	0.00	0.00	0.00

6. WEEKLY REPORT ON 17/09/2021

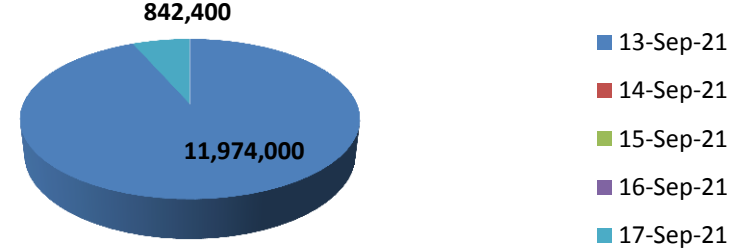
1. EQUITY MARKET

PREVIOUS WEEK				THIS WEEK				VARIATION	
Date	Volume	Value (Frw)	Deals	Date	Volume	Value (Frw)	Deals	Change in value	%
06-Sep-21	11,000	495,000	3	13-Sep-21	79,100	11,974,000	4	11,479,000	2,318.98
07-Sep-21	24,200	1,089,000	3	14-Sep-21	0	0	0	(1,089,000)	(100)
08-Sep-21	1,900	85,500	1	15-Sep-21	0	0	0	(85,500)	(100)
09-Sep-21	2,000	90,000	1	16-Sep-21	0	0	0	(90,000)	(100)
10-Sep-21	4,100	229,500	3	17-Sep-21	14,900	842,400	3	612,900	267.05
TOTAL	43,200	1,989,000	11	TOTAL	94,000	12,816,400	7	10,827,400	544.36

**Turnover for the week ended on Friday
10th September, 2021**



**Turnover for the week ended on Friday 17th
September, 2021**



2. **BOND MARKET:** During this week, the fixed income recorded Frw 389,538,500 worth of bonds traded in 18 deals at between Frw 100.5 and 104

7. CORPORATE NEWS

- **Nation Media Group Plc Annual General Meeting of shareholders has approved the buyback of up to ten percent (10%) of the Company's issued and paid-up share capital. The buyback is by way of open market purchases at KES 25 per ordinary share through the Nairobi Securities Exchange trading platform. The offer opened on 28th June 2021 and is expected to close on the earliest of the Company buying up to 10% of its issued share capital or at 3:00pm on Friday 24th September, 2021.**