



RWANDA STOCK EXCHANGE MARKET REPORT FOR FRIDAY 17TH JUNE 2022

1. Market overview

- The trading session recorded a turnover of Frw 994,885,000 worth of bonds traded in 2 deals on the fixed income market and Frw 263,940,000 from 996,000 BOK shares traded in 2 deals on the equities market.
- RSI and ALSI remained constant to close at 107.51 and 146.99 respectively.
- BOK counter closed at Frw 265 (Frw 265 previous). The trading session recorded a total turnover of Frw 263,940,000 from 996,000 shares traded in 2 deals.
- Equities counters closed as follows: BLR: Frw 160; IMR: Frw 43; MTNR: Frw 177; CMR: Frw 120; EQTY: Frw 440; KCB: Frw 370; NMG: Frw 1200; USL: Frw 104 and RHB: Frw 526

2. Closing bell

At the end of the formal trading hours; On BOK counter, there were outstanding bids of 51,700 shares between Frw 260 – 265 and no offer. On MTNR counter, there were outstanding offers of 1,206,600 shares between Frw 177 - 180 and no bids. On BLR counter, there were outstanding offers of 35,500 shares between Frw 155 - 160 and no bids. On IMR counter, there were outstanding offers of 326,600 shares between Frw 43 - 45 and no bids. On CMR counter, there were outstanding offers of 113,200 shares at Frw 120 and no bids.

On the bonds market, there was no outstanding offer and no bids.

3. Equities Market on 17/06/2022

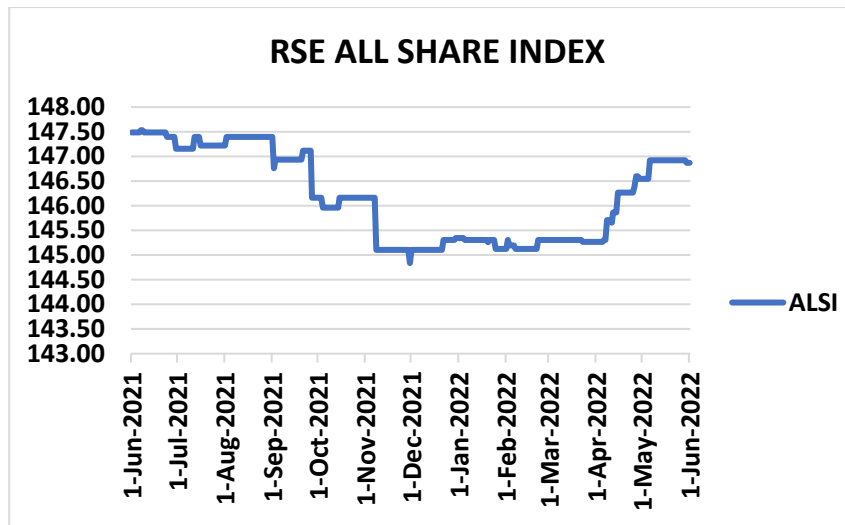
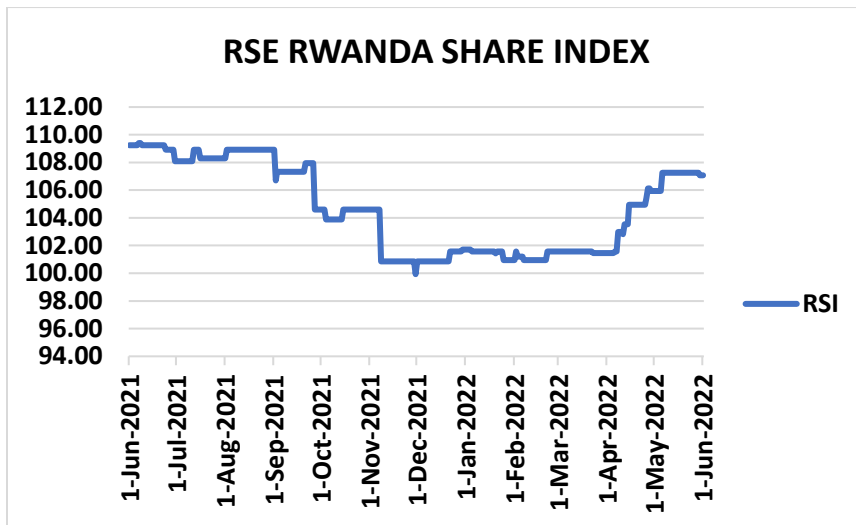
| ISIN-CODE | Stock | Past 12 months | | Today's session | | Closing | Prev. | Change | Volume | Value |
|--------------|-------|----------------|-------|-----------------|------|---------|-------|--------|---------|-------------|
| | | High | Low | High | Low | | | | | |
| RW000A1JCYA5 | BOK | 265 | 235 | 265 | 265 | 265 | 265 | +0.00 | 996,000 | 263,940,000 |
| RW000A1H63N6 | BLR | 160 | 100 | 0.00 | 0.00 | 160 | 160 | 0.00 | 0.00 | 0.00 |
| KE0000000380 | NMG | 1,200 | 1,200 | 0.00 | 0.00 | 1,200 | 1,200 | 0.00 | 0.00 | 0.00 |
| KE0000000315 | KCB | 370 | 370 | 0.00 | 0.00 | 370 | 370 | 0.00 | 0.00 | 0.00 |
| KE0000000489 | USL | 104 | 104 | 0.00 | 0.00 | 104 | 104 | 0.00 | 0.00 | 0.00 |
| KE0000000554 | EQTY | 440 | 440 | 0.00 | 0.00 | 440 | 440 | 0.00 | 0.00 | 0.00 |
| RW000A2DN989 | IMR | 46 | 43 | 0.00 | 0.00 | 43 | 43 | 0.00 | 0.00 | 0.00 |
| ZAE000244737 | RHB | 526 | 526 | 0.00 | 0.00 | 526 | 526 | 0.00 | 0.00 | 0.00 |
| RW000A2QAPH5 | CMR | 120 | 120 | 0.00 | 0.00 | 120 | 120 | 0.00 | 0.00 | 0.00 |
| RW000A3CNNB4 | MTNR | 269 | 175 | 0.00 | 0.00 | 177 | 177 | 0.00 | 0.00 | 0.00 |

| Market Status | |
|---------------|----------|
| 08h50-08h59 | Pre-Open |
| 09h00-12h00 | Open |
| 12h00-08h50 | Close |

| INDICES | Previous | Today | Points | Change % |
|---------------------------|------------|-------------|-------------|----------|
| RSI | 107.51 | 107.51 | +0.00 | +0.00 |
| ALSI | 146.99 | 146.99 | +0.00 | +0.00 |
| OTHER TRADING STAT | | | | |
| Shares traded | 102,700 | 996,000 | 893,300 | 869.81 |
| Equity Turnover | 27,070,500 | 263,940,000 | 236,869,500 | 875.01 |
| Number of deals | 4.00 | 2.00 | (2.00) | (50.00) |

| Exchange rate against Frw as at 17/06/2022 | | | |
|--|----------|----------|----------|
| Currency | Sell | Buy | Average |
| USD | 1,033.20 | 1,012.94 | 1,023.07 |
| KES | 8.80 | 8.63 | 8.71 |
| UGS | 0.27 | 0.26 | 0.27 |
| BIF | 0.50 | 0.49 | 0.49 |
| TZS | 0.44 | 0.43 | 0.43 |
| ZAR | 64.68 | 63.41 | 64.05 |
| Market Capitalization (Frw) | | | |
| 3,747,754,739,946 | | | |

4. INDICES



5. Bond market on 17/06/2022

A. Government bonds

| ISIN-CODE | Status | Security | Maturity | Coupon rate | Close. Price | Prev. Price | Bids | Offers | Bond traded |
|--------------|-----------|-----------------|------------|-------------|--------------|-------------|------|--------|-------------|
| RW000A1Z2RJ7 | | FXD2/2015/10yrs | 25/05/2025 | 12.925% | 105 | 105 | 0.00 | 0.00 | 0.00 |
| RW000A182K48 | | FXD2/2016/15Yrs | 09/05/2031 | 13.5% | 103.5 | 103.5 | 0.00 | 0.00 | 0.00 |
| RW000A19JG53 | | FXD2/2017/7Yrs | 17/05/2024 | 12.675% | 103 | 103 | 0.00 | 0.00 | 0.00 |
| RW000A19NL84 | | FXD3/2017/5Yrs | 19/08/2022 | 12.200% | 106 | 106 | 0.00 | 0.00 | 0.00 |
| RW000A19S1Q4 | Re-opened | FXD4/2017/7Yrs | 15/11/2024 | 12.40% | 103 | 103 | 0.00 | 0.00 | 0.00 |
| RW000A19W8Z4 | | FXD1/2018/5Yrs | 17/02/2023 | 11.80% | 102 | 102 | 0.00 | 0.00 | 0.00 |
| RW000A19HS6 | Re-opened | FXD2/2018/10Yrs | 12/05/2028 | 12.50% | 103.5 | 103.5 | 0.00 | 0.00 | 0.00 |
| RW000A194997 | Re-opened | FXD3/2018/15Yrs | 05/08/2033 | 12.9% | 103.5 | 103.5 | 0.00 | 0.00 | 0.00 |
| RW000A2RYEG9 | Re-opened | FXD1/2019/7Yrs | 13/02/2026 | 11.850% | 104 | 104 | 0.00 | 0.00 | 0.00 |
| RW000A2R26W1 | Re-opened | FXD2/2019/5Yrs | 17/05/2024 | 11.300% | 103.3 | 103.3 | 0.00 | 0.00 | 0.00 |
| RW000A2R64M3 | Re-opened | FXD3/2019/20Yrs | 29/07/2039 | 13.250% | 105.5 | 105.5 | 0.00 | 0.00 | 0.00 |
| RW000A2SA2Y9 | Re-opened | FXD4/2019/3Yrs | 18/11/2022 | 10.950% | 102 | 102 | 0.00 | 0.00 | 0.00 |
| RW000A2SA2Z6 | Re-opened | FXD5/2019/7Yrs | 13/11/2026 | 11.550% | 105.371 | 105.371 | 0.00 | 0.00 | 0.00 |
| RW000A2SB2X0 | | FXD1/2020/3Yrs | 20/01/2023 | 10.800% | 103 | 103 | 0.00 | 0.00 | 0.00 |
| RW000A28UBB2 | Re-opened | FXD2/2020/15Yrs | 02/02/2035 | 12.550% | 102 | 102 | 0.00 | 0.00 | 0.00 |
| RW000A28VKN6 | | FXD3/2020/3Yrs | 24/03/2023 | 10.650% | 103.55 | 103.55 | 0.00 | 0.00 | 0.00 |

| | | | | | | | | | |
|---------------------|-----------|-----------------|------------|---------|---------|---------|------|------|-------------|
| RW000A28XYS2 | Re-opened | FXD4/2020/10Yrs | 10/05/2030 | 12.150% | 102.4 | 102.4 | 0.00 | 0.00 | 0.00 |
| RW000A281XB8 | Re-opened | FXD5/2020/5Yrs | 18/08/2025 | 11.145% | 104.705 | 104.705 | 0.00 | 0.00 | 0.00 |
| RW000A281XA0 | Re-opened | FXD6/2020/20Yrs | 27/07/2040 | 13.150% | 103 | 103 | 0.00 | 0.00 | 0.00 |
| RW000A283W59 | Re-opened | FXD7/2020/7Yrs | 12/11/2027 | 11.435% | 101.8 | 100.2 | 0.00 | 0.00 | 460,000,000 |
| RW000A3KMCV0 | | FXD1/2021/5Yrs | 13/02/2026 | 11.00% | 100.1 | 100.1 | 0.00 | 0.00 | 0.00 |
| RW000A3KMCW8 | Re-opened | FXD2/2021/10Yrs | 07/02/2031 | 12.00% | 105.321 | 103.7 | 0.00 | 0.00 | 500,000,000 |
| RW000A3KQVN8 | Re-opened | FXD3/2021/15Yrs | 02/05/2036 | 12.50% | 102 | 102 | 0.00 | 0.00 | 0.00 |
| RW000A3KVKE0 | Re-opened | FXD4/2021/20Yrs | 26/07/2041 | 13.00% | 104.2 | 104.2 | 0.00 | 0.00 | 0.00 |
| RW000A3KZPF7 | | FXD5/2021/3Yrs | 15/11/2024 | 10.650% | 101.7 | 101.7 | 0.00 | 0.00 | 0.00 |
| RW000A3KZPG5 | Re-opened | FXD6/2021/7Yrs | 10/11/2028 | 11.425% | 106.2 | 106.2 | 0.00 | 0.00 | 0.00 |
| RW000A3K2MS4 | | FXD1/2022/5Yrs | 12/02/2027 | 11.00% | 104.8 | 104.8 | 0.00 | 0.00 | 0.00 |
| RW000A3K5X77 | | FXD2/2022/10Yrs | 07/05/2032 | 12.15% | 100.00 | 100.00 | 0.00 | 0.00 | 0.00 |

B. Corporate bonds

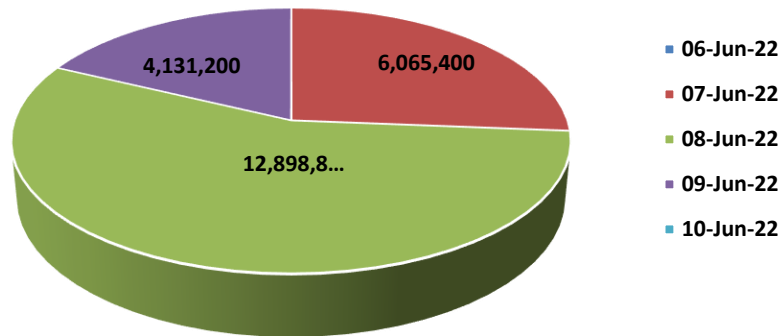
| ISIN-CODE | Status | Security | Maturity | Coupon rate | Close. Price | Prev. Price | Bids | Offers | Bond traded |
|---------------------|--------|-----------------|------------|-------------|--------------|-------------|------|--------|-------------|
| RW000A3KU2U0 | | ECTL/2021/10Yrs | 11/06/2031 | 13.75% | 103.3 | 103.3 | 0.00 | 0.00 | 0.00 |

6. WEEKLY REPORT ON 17/06/2022

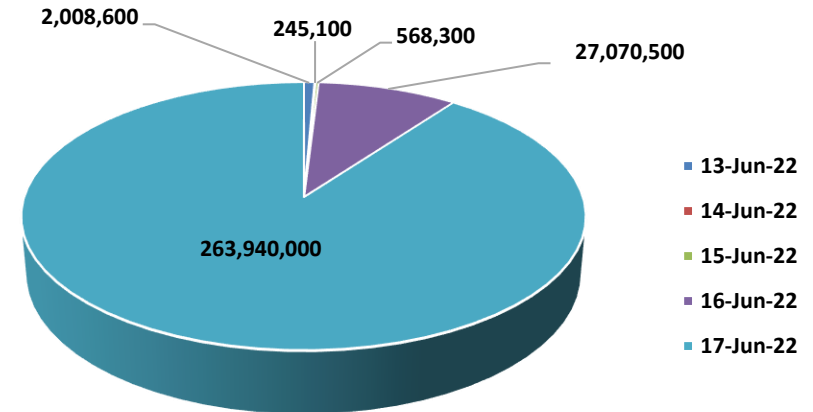
6.1. EQUITY MARKET

| PREVIOUS WEEK | | | | THIS WEEK | | | | VARIATION | |
|------------------|---------------|-------------------|--------------|------------------|------------------|--------------------|--------------|--------------------|-----------------|
| Date | Volume | Value (Frw) | Deals | Date | Volume | Value (Frw) | Deals | Change in value | % |
| 06-Jun-22 | 0.00 | 0.00 | 0.00 | 13-Jun-22 | 50,200 | 2,008,600 | 2.00 | 2,008,600 | 100.00 |
| 07-Jun-22 | 24,400 | 6,065,400 | 4.00 | 14-Jun-22 | 5,700 | 245,100 | 1.00 | (5,820,300) | (95.95) |
| 08-Jun-22 | 53,600 | 12,898,800 | 8.00 | 15-Jun-22 | 10,100 | 568,300 | 2.00 | (12,330,500) | (95.59) |
| 09-Jun-22 | 17,600 | 4,131,200 | 2.00 | 16-Jun-22 | 102,700 | 27,070,500 | 4.00 | 22,939,300 | 555.26 |
| 10-Jun-22 | 0.00 | 0.00 | 0.00 | 17-Jun-22 | 996,000 | 263,940,000 | 2.00 | 263,940,000 | 100.00 |
| TOTAL | 95,600 | 23,095,400 | 14.00 | TOTAL | 1,164,700 | 293,832,500 | 11.00 | 270,737,100 | 1,172.25 |

**Turnover for the week ended on Friday
10th June 2022**



**Turnover for the week ended on Friday 17th
June 2022**



6.2 BOND MARKET: During this week; the fixed income market recorded Frw 1,012,651,000 worth of bonds traded in 5 deals between Frw 101.8 – 105.321

7. CORPORATE NEWS

- MTN Rwandacell Plc:** The Annual General Meeting of shareholders held on 2nd June 2022 approved a final dividend for the year ended 31 December 2021 of Frw 4.98 per ordinary share totaling Frw 6,727,083,900 only. The dividend payment will be made by 30th June 2022 to all shareholders on the share register by 9th June 2022.
- Equity Group Holdings Plc:** The Board of Directors has recommended a dividend of Kenya Shillings three (3.00) for each ordinary share on the issued and paid-up share capital of the company for the financial year ended 31st December 2021. Subject to shareholders approval, dividend will be payable on or before 30th June 2022 to the members of the Company on the share register of the Company on the closure date of 20th May 2022. The Annual General Meeting will be held on 29th June 2022.

- **I&M Bank Rwanda Plc:** The Annual General Meeting of shareholders held on 27th May 2022 approved a final dividend of Frw 1.2 per share payable on 24th June 2022 or thereabout to the Shareholders of the Bank registered in the register of members as at the close of business on the 3rd June 2022.
- **BK Group Plc:** The Board of Directors has recommended a final and full dividend of Frw 28.7 for each ordinary share on the issued and paid-up share capital of the company at the Annual General Meeting (AGM) to be held on 17th June 2022. This represents a 50% pay-out ratio of the Group's Net income for the year ended 31st December 2021. The dividend will be payable on or around 1st July 2022 to the members of the Company on the share register of the Company at the close of business on Wednesday 22nd June 2022.
- **KCB Group Plc:** The Annual General Meeting of shareholders held on 3rd June 2022 approved that the interim dividend of Kshs. 1.00 per ordinary share paid on 5th January 2022 be confirmed and a first and final dividend of Kshs. 2.00 per ordinary share, payable, net of withholding tax, on or before 7th July 2022 to shareholders on the Register of Members at the close of business on 25th April 2022 be and is hereby approved.