



RWANDA STOCK EXCHANGE MARKET REPORT FOR FRIDAY 17TH JULY, 2020

1. Market overview

- RSI and ALSI remained constant to close at 118.66 and 149.66 respectively.
- Today's trading session recorded a total of Frw 105,560,000 worth of bonds traded in 2 deals and Frw 15,000 from 200 shares traded in 1 deal.
- CTL counter closed at Frw 75 (Frw 75 previous). The trading session recorded a total turnover of Frw 15,000 from 200 shares traded in 1 deal.
- Equities counters closed as follows: IMR: Frw 50; BOK: Frw 260; BLR: Frw 125; EQTY: Frw 440; KCB: Frw 370; NMG: Frw 1200; USL: Frw 104 and RHB: Frw 526.

2. Closing bell

At the end of the formal trading hours, on BOK counter, there were outstanding offers of 438,400 shares between Frw 250-270 and an outstanding bid of 1,000 shares at Frw 240. On BLR counter, there was an outstanding bid of 3,000 shares at Frw 125 and an outstanding offer of 78,000 shares at Frw 137. On CTL counter, there was an outstanding bid of 2,900 shares at Frw 70 and an outstanding offer of 1,800 shares at Frw 75. On IMR counter, there were outstanding offers of 147,700 shares at Frw 50 and no bids.

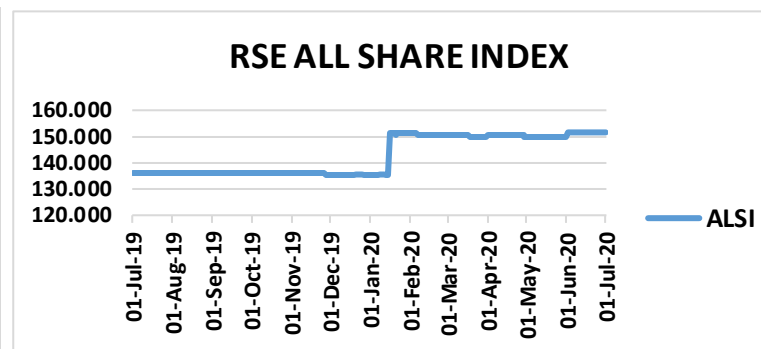
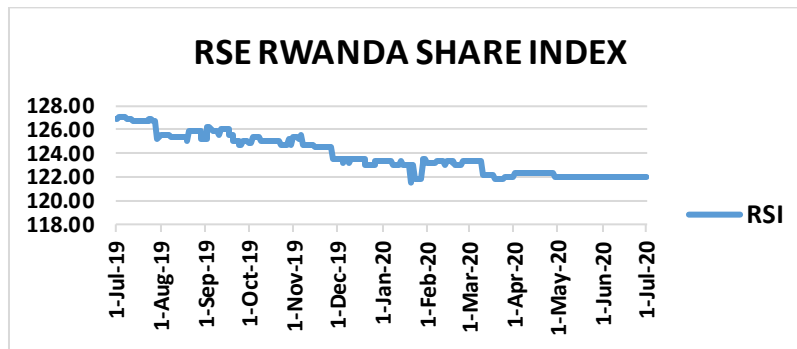
On bonds market, there were outstanding bids of Frw 51,700,000 worth of bond between Frw 104.6 – 104.9 and no offers.

3. Equities Market on 17/07/2020

ISIN-CODE	Stock	Past 12 months		Today's session		Closing	Prev.	Change	Volume	Value
		High	Low	High	Low					
RW000A1JCYA5	BOK	275	259	0.00	0.00	260	260	0.00	0.00	0.00
RW000A1H63N6	BLR	145	125	0.00	0.00	125	125	0.00	0.00	0.00
KE0000000380	NMG	1,200	1,200	0.00	0.00	1,200	1,200	0.00	0.00	0.00
KE0000000315	KCB	370	370	0.00	0.00	370	370	0.00	0.00	0.00
KE0000000489	USL	104	104	0.00	0.00	104	104	0.00	0.00	0.00
KE0000000554	EQTY	445	350	0.00	0.00	440	440	0.00	0.00	0.00
RW000A14UYP4	CTL	80	57	75	75	75	75	+0.00	200	15,000
RW000A2DN989	IMR	90	50	0.00	0.00	50	50	0.00	0.00	0.00
ZAE000244737	RHB	0.00	0.00	0.00	0.00	526	526	0.00	0.00	0.00

Market Status	
08h50-08h59	Pre- Open
09h00-12h00	Open
12h00-08h50	Close

4. INDICES



INDICES	Previous	Today	Points	Change %
RSI	118.66	118.66	+0.00	+0.00
ALSI	149.66	149.66	+0.00	+0.00
OTHER TRADING STAT				
Shares traded	0.00	200	200	100
Equity Turnover	0.00	15,000	15,000	100
Number of deals	0.00	1.00	1.00	100

Exchange rate against Frw as at 17/07/2020			
Currency	Sell	Buy	Average
USD	949.80	931.18	940.49
KES	8.83	8.66	8.74
UGS	0.25	0.25	0.25
TZS	0.40	0.40	0.40
ZAR	56.80	55.69	56.24
Market Capitalization (Frw)			
3,400,067,102,436			

5. Bond market on 17/07/2020

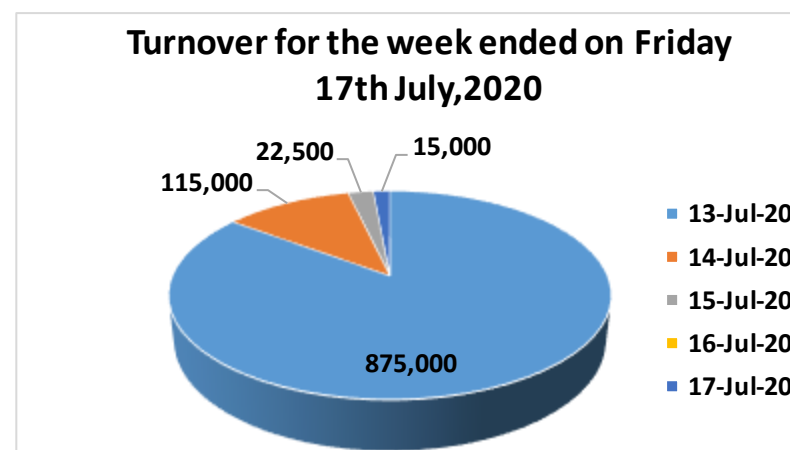
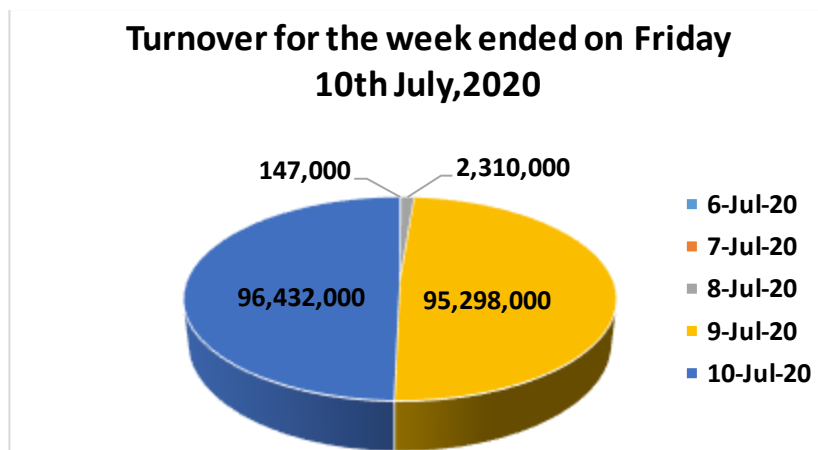
A. Governmentbonds

ISIN-CODE	Status	Security	Maturity	Coupon rate	Close. Price	Prev. Price	Bids	Offers	Bond traded
RW000A1ZTAM0		FXD4/2014/7yrs	19/11/2021	12.475%	101.5	103	0.00	0.00	0.00
RW000A1Z2RJ7		FXD2/2015/10yrs	25/05/2025	12.925%	104	101.72	0.00	0.00	0.00
RW000A1Z5Z93		FXD3/2015/5yrs	21/08/2020	11.950%	103	104.57	104.6	0.00	0.00
RW000A187NK1		FDX1/2016/5yrs	19/02/2021	12.00%	103.4	103.32	104.6	0.00	0.00
RW000A182K48		FXD2/2016/15Yrs	09/05/2031	13.5%	102	105.5	0.00	0.00	0.00
RW000A185V91		FXD 3/2016/5Yrs	20/08/2021	12.25%	104	103	104.8	0.00	0.00
RW000A19D0U5		FXD1/2017/5Yrs	18/02/2022	12.375%	104.4	106.7	0.00	0.00	0.00
RW000A19JG53		FXD2/2017/7Yrs	17/05/2024	12.675%	103.3	104	0.00	0.00	0.00
RW000A19NL84		FXD3/2017/5Yrs	19/08/2022	12.200%	103.4	104.3	0.00	0.00	0.00
RW000A19S1Q4	Re-opened	FXD4/2017/7Yrs	15/11/2024	12.40%	103	103	0.00	0.00	0.00
RW000A19W8Z4		FXD1/2018/5Yrs	17/02/2023	11.80%	105.28	105.5	104.5	0.00	0.00
RW000A19HS6	Re-opened	FXD2/2018/10Yrs	12/05/2028	12.50%	100.5	102	0.00	0.00	0.00
RW000A194997	Re-opened	FXD3/2018/15Yrs	05/08/2033	12.9%	105	105	104.9	0.00	800,000
RW000A2RUZ00		FXD4/2018/3Yrs	19/11/2021	11.150%	104.91	102	0.00	0.00	0.00
RW000A2RYEG9	Re-opened	FXD1/2019/7Yrs	13/02/2026	11.850%	104.72	102.5	0.00	0.00	100,000,000
RW000A2R26W1	Re-opened	FXD2/2019/5Yrs	17/05/2024	11.300%	103	100	0.00	0.00	0.00
RW000A2R64M3	Re-opened	FXD3/2019/20Yrs	29/07/2039	13.250%	106.7	104.8	0.00	0.00	0.00
RW000A2SA2Y9	Re-opened	FXD4/2019/3Yrs	18/11/2022	10.950%	103.84	102	0.00	0.00	0.00
RW000A2SA2Z6	Re-opened	FXD5/2019/7Yrs	13/11/2026	11.550%	104.7	103.4462	0.00	0.00	0.00
RW000A2SB2X0		FXD1/2020/3Yrs	20/01/2023	10.800%	100	100	0.00	0.00	0.00
RW000A28UBB2	Re-opened	FXD2/2020/15Yrs	02/02/2035	12.550%	106.6	107	0.00	0.00	0.00
RW000A28VKN6		FXD3/2020/3Yrs	24/03/2023	10.650%	104	103	0.00	0.00	0.00
RW000A28XYS2		FXD4/2020/10Yrs	10/05/2030	12.150%	103.5	102.7	0.00	0.00	0.00

WEEKLY REPORT ON 17/07/2020

1. EQUITY MARKET

PREVIOUS WEEK				THIS WEEK				VARIATION	
Date	Volume	Value (Frw)	Deals	Date	Volume	Value (Frw)	Deals	Change in value	%
06- July- 20	-	-	-	13- July- 20	7,000	875,000	1.00	875,000	100
07- July- 20	2,100	147,000	1.00	14- July- 20	2,300	115,000	1.00	(32,000)	(21.77)
08- July- 20	33,000	2,310,000	2.00	15- July- 20	300	22,500	1.00	(2,287,500)	(99.02)
09- July- 20	1,361,400	95,298,000	3.00	16- July- 20	0.00	0.00	0.00	(95,298,000)	(100)
10- July- 20	1,377,600	96,432,000	5.00	17- July- 20	200	15,000	1.00	(96,417,000)	(99.98)
TOTAL	2,774,100	194,187,000	11.00	TOTAL	9,800	1,027,500	4.00	(193,159,500)	(99.47)



1. BOND MARKET

During this week, the market recorded a total of Frw 535,887,500 worth of bond traded in 5 deals between Frw 103.5-107.

6. CORPORATE NEWS

- Given the significant uncertainties on the extent and duration of the disruption as a result of the COVID-19 outbreak, BRALIRWA Plc. Board of Directors have taken steps to protect the company cash flow to preserve liquidity in the interest of the company, and as such proposed not to pay out any dividend on the 2019 result. This proposal will also be subject to approval during the upcoming Annual General Meeting.
- The 5th Annual General Meeting of Crystal Telecom Plc of shareholders has approved a dividend payout and distribution of Frw 1,006,141,545 equivalent to Frw 3.72 per share, the share register will close on the 15th July, 2020 and the dividend distribution to be or around the 01st August 2020.
- The Directors of Nation Media Group Plc didn't recommend payment of a final dividend and recommended, subject to approval by the CMA, the Nairobi Securities Exchange Plc and the shareholders at the Annual General Meeting, a bonus share issue of one new fully paid ordinary share for every ten shares held in the capital of the Company, to the shareholders on the register of members at the close of business on 12th June, 2020. The new shares shall not qualify for payment of any dividend for the year 2019.
- I&M Bank (Rwanda) Plc secured from its shareholders at the AGM held on 22nd June, 2020 and after obtaining the requisite regulatory approvals to issue at the ratio of (1:1) one new fully paid up bonus share of a par value of Frw 10 for everyone ordinary share held to the shareholders on the register as at 02nd June 2020 by capitalizing part of the revenue reserves. The bonus share commenced on Tuesday 14th July, 2020.