



RWANDA STOCK EXCHANGE MARKET REPORT FOR FRIDAY 16TH OCTOBER, 2020

1. Market overview

- Today's trading session recorded on the fixed income market a total of Frw 52,560,000 worth of bonds traded in 2 deals while the equities market was quiet.
- RSI and ALSI remained constant to close at 110.62 and 148.28 respectively.
- Equities counters closed as follows: BOK: Frw 233; IMR: Frw 45; CMR: Frw 120; CTL: Frw 70; BLR: Frw 124; EQTY: Frw 440; KCB: Frw 370; NMG: Frw 1200; USL: Frw 104 and RHB: Frw 526.

2. Closing bell

At the end of the formal trading hours, on BOK counter, there were outstanding offers of 92,500 shares between Frw 230-240 and no bids. On BLR counter, there were outstanding offers of 156,500 shares between Frw 122-136 and no bids. On CTL counter, there were outstanding offers of 102,500 shares between Frw 70-75 and an outstanding bid of 20,000 shares at Frw 65. On IMR counter, there were outstanding offers of 19,000 shares at Frw 45 and no bids. On CMR counter, there was an outstanding offer of 100,000 shares at Frw 120 and no bids.

On bonds market, there was no offer and no bids.

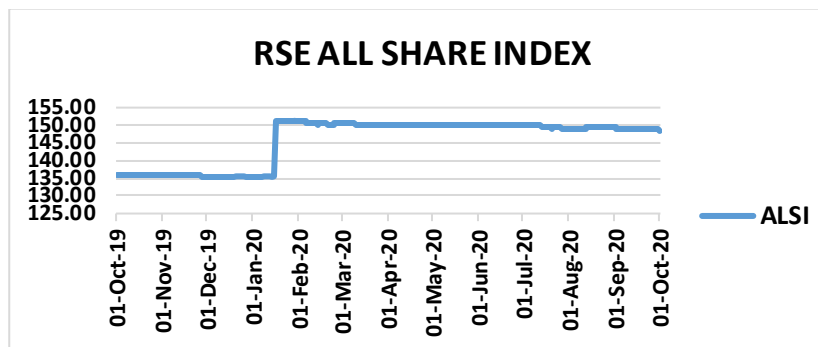
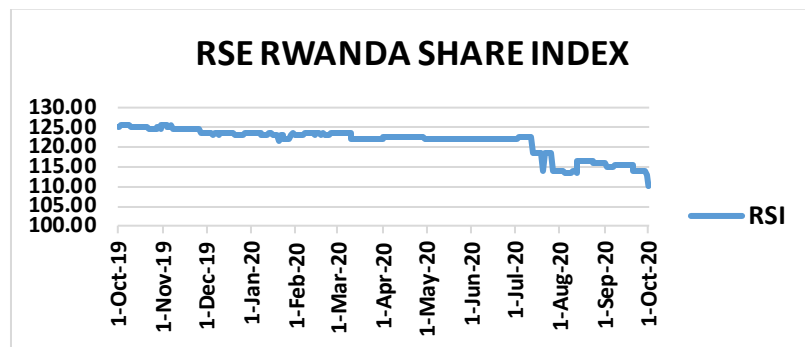
3. Equities Market on 16/10/2020

ISIN-CODE	Stock	Past 12 months		Today's session		Closing	Prev.	Change	Volume	Value
		High	Low	High	Low					
RW000A1JCYA5	BOK	275	233	0.00	0.00	233	233	0.00	0.00	0.00
RW000A1H63N6	BLR	147	124	0.00	0.00	124	124	0.00	0.00	0.00
KE0000000380	NMG	1,200	1,200	0.00	0.00	1,200	1,200	0.00	0.00	0.00
KE0000000315	KCB	370	370	0.00	0.00	370	370	0.00	0.00	0.00
KE0000000489	USL	104	104	0.00	0.00	104	104	0.00	0.00	0.00
KE0000000554	EQTY	445	350	0.00	0.00	440	440	0.00	0.00	0.00
RW000A14UYP4	CTL	80	55	0.00	0.00	70	70	0.00	0.00	0.00
RW000A2DN989	IMR	90	42	0.00	0.00	0.00	0.00	0.00	0.00	0.00
	IMRR	-	-	0.00	0.00	39.6	0.00	0.00	0.00	0.00
ZAE000244737	RHB	0.00	0.00	0.00	0.00	526	526	0.00	0.00	0.00
RW000A2QAPH5	CMR	0.00	0.00	0.00	0.00	120	120	0.00	0.00	0.00

Market Status	
08h50-08h59	Pre- Open
09h00-12h00	Open
12h00-08h50	Close

INDICES	Previous	Today	Points	Change %	Exchange rate against Frw as at 16/10/2020			
					Currency	Sell	Buy	Average
RSI	110.62	110.62	0.00	0.00				
ALSI	148.28	148.28	0.00	0.00				
OTHER TRADING STAT								
Shares traded	268,900	0.00	(268,900)	(100)				
Equity Turnover	11,296,800	0.00	(11,296,800)	(100)				
Number of deals	3.00	0.00	(3.00)	(100)				
					Market Capitalization (Frw)			
					3,452,847,266,242			

4. INDICES



5. Bond market on 16/10/2020

A. Government bonds

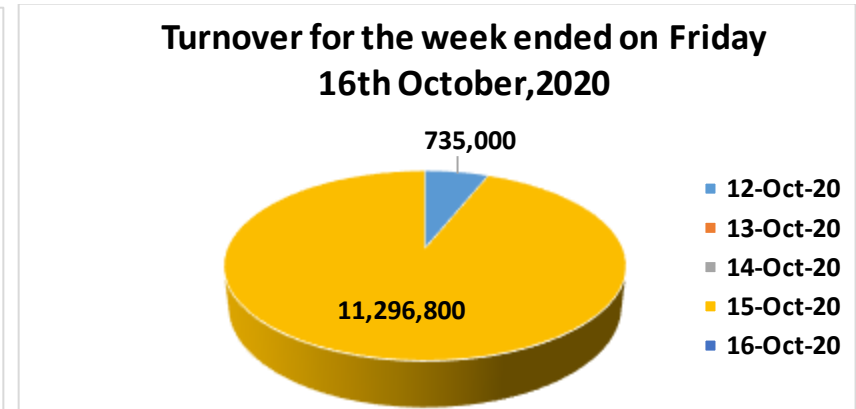
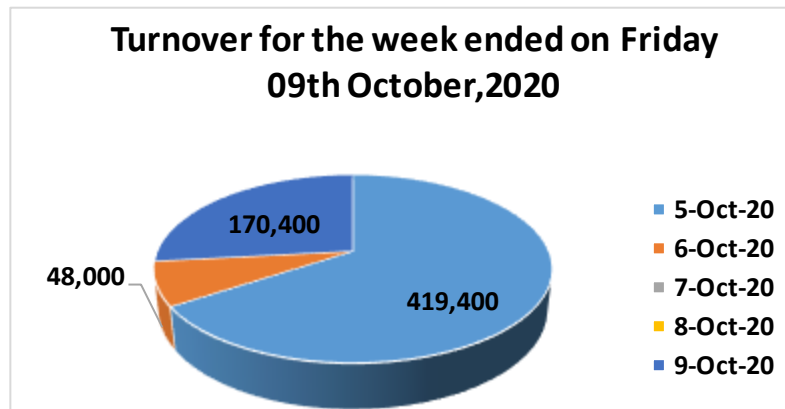
ISIN-CODE	Status	Security	Maturity	Coupon rate	Close. Price	Prev. Price	Bids	Offers	Bond traded
RW000A1ZTAM0		FXD4/2014/7yrs	19/11/2021	12.475%	108.75	106.85	0.00	0.00	0.00
RW000A1Z2RJ7		FXD2/2015/10yrs	25/05/2025	12.925%	104	101.72	0.00	0.00	0.00
RW000A187NK1		FDX1/2016/5yrs	19/02/2021	12.00%	103.4	103.32	0.00	0.00	0.00
RW000A182K48		FXD2/2016/15Yrs	09/05/2031	13.5%	104.7	102	0.00	0.00	0.00
RW000A185V91		FXD 3/2016/5Yrs	20/08/2021	12.25%	102	102	0.00	0.00	0.00
RW000A19D0U5		FXD1/2017/5Yrs	18/02/2022	12.375%	102.2	104.4	0.00	0.00	0.00
RW000A19JG53		FXD2/2017/7Yrs	17/05/2024	12.675%	104.2	103.3	0.00	0.00	0.00
RW000A19NL84		FXD3/2017/5Yrs	19/08/2022	12.200%	104.33	103.5	0.00	0.00	0.00
RW000A19S1Q4	Re-opened	FXD4/2017/7Yrs	15/11/2024	12.40%	108	104	0.00	0.00	0.00
RW000A19W8Z4		FXD1/2018/5Yrs	17/02/2023	11.80%	102.5	103	0.00	0.00	0.00
RW000A19HS6	Re-opened	FXD2/2018/10Yrs	12/05/2028	12.50%	103.1	103	0.00	0.00	50,000,000
RW000A194997	Re-opened	FXD3/2018/15Yrs	05/08/2033	12.9%	101	104.5	0.00	0.00	1,000,000
RW000A2RUZ00		FXD4/2018/3Yrs	19/11/2021	11.150%	106.87	106	0.00	0.00	0.00
RW000A2RYEG9	Re-opened	FXD1/2019/7Yrs	13/02/2026	11.850%	100.5	104	0.00	0.00	0.00
RW000A2R26W1	Re-opened	FXD2/2019/5Yrs	17/05/2024	11.300%	105.1	103.57	0.00	0.00	0.00
RW000A2R64M3	Re-opened	FXD3/2019/20Yrs	29/07/2039	13.250%	103	101.3	0.00	0.00	0.00
RW000A2SA2Y9	Re-opened	FXD4/2019/3Yrs	18/11/2022	10.950%	104.549	103.37	0.00	0.00	0.00
RW000A2SA2Z6	Re-opened	FXD5/2019/7Yrs	13/11/2026	11.550%	104.7	103.4462	0.00	0.00	0.00
RW000A2SB2X0		FXD1/2020/3Yrs	20/01/2023	10.800%	100	100	0.00	0.00	0.00
RW000A28UBB2	Re-opened	FXD2/2020/15Yrs	02/02/2035	12.550%	104.5	104.5	0.00	0.00	0.00
RW000A28VKN6		FXD3/2020/3Yrs	24/03/2023	10.650%	102.2	102	0.00	0.00	0.00
RW000A28XYS2	Re-opened	FXD4/2020/10Yrs	10/05/2030	12.150%	103	104.89	0.00	0.00	0.00

RW000A281XB8	FXD5/2020/5Yrs	18/08/2025	11.145%	100	0.00	0.00	0.00	0.00
RW000A281XA0	FXD6/2020/20Yrs	27/07/2040	13.150%	104.45	103.1	0.00	0.00	0.00

WEEKLY REPORT ON 16/10/2020

1. EQUITY MARKET

PREVIOUS WEEK				THIS WEEK				VARIATION	
Date	Volume	Value (Frw)	Deals	Date	Volume	Value (Frw)	Deals	Change in value	%
05- October- 20	3,000	419,400	3.00	12- October- 20	7,000	735,000	2.00	315,600	75.25
06- October- 20	400	48,000	1.00	13- October- 20	0.00	0.00	0.00	(48,000)	(100)
07- October- 20	0.00	0.00	0.00	14- October- 20	0.00	0.00	0.00	0.00	0.00
08- October- 20	0.00	0.00	0.00	15- October- 20	268,900	11,296,800	3.00	11,296,800	100
09- October- 20	1,700	170,400	2.00	16- October- 20	0.00	0.00	0.00	(170,400)	(100)
TOTAL	5,100	637,800	6.00	TOTAL	275,900	12,031,800	5.00	11,394,000	1,786.45



1. BOND MARKET

During this week, the market recorded a total of Frw 93,974,200 worth of bonds traded in 7 deals between Frw 100.5 – 104.5.

6. CORPORATE NEWS

- **I&M Bank (Rwanda) Plc is offering a total of 202,000,000 New Ordinary Shares of a par value of Frw10/- per share and at an issue Price of Frw 39.60 each, in the ratio of one (1) New Share for every five (5) Ordinary Shares held on Tuesday 22nd September,2020- the Record Date. The Rights issue aims to raise circa Frw 8,000,000,000/- before expenses in new equity capital. The Rights Issue Opening date will be on Friday 25th September, 2020 and the closing on Friday 16th October, 2020.**
- **BRALIRWA Plc Extraordinary Annual General Meeting of shareholders has approved a final dividend of Frw 1 per share to be paid on 30th October, 2020 to all shareholders whose names appear in the Register of Shareholders at the close of business on 09th October, 2020.**