



## RWANDA STOCK EXCHANGE MARKET REPORT FOR FRIDAY 15<sup>TH</sup> OCTOBER 2021

### 1. Market overview

- The trading session recorded a total turnover of Frw 6,866,000 from 28,300 shares traded in 5 deals on the equities market while the fixed income market remained quiet.
- RSI and ALSI remained went up by 0.70 and 0.20 points to close at 104.58 and 146.16 respectively.
- MTNR counter closed at Frw 200 (Frw 200 previous). The trading session recorded a total turnover of Frw 160,000 from 800 shares traded in 1 deal.
- BOK counter closed at Frw 250 (Frw 250 previous). The trading session recorded a total turnover of Frw 6,550,000 from 26,200 shares traded in 3 deals.
- BLR counter closed at Frw 120 (Frw 115 previous). The trading session recorded a total turnover of Frw 156,000 from 1,300 shares traded in 1 deal.
- Equities counters closed as follows: IMR: Frw 45; CMR: Frw 120; EQTY: Frw 440; KCB: Frw 370; NMG: Frw 1200; USL: Frw 104 and RHB: Frw 526

### 2. Closing bell

At the end of the formal trading hours; On BOK counter, there was an outstanding offer of 13,200 shares at Frw 260 and no bids. On MTNR counter, there were outstanding offers of 850,000 shares between Frw 200-225 and no bids. On BLR counter, there were outstanding offers of 110,800 shares between Frw 120-125 and outstanding bids of 110,000 shares between Frw 115-116. On CMR counter, there were outstanding offers of 110,200 shares at Frw 120 and no bids. On IMR counter, there were outstanding offers of 375,100 shares between Frw 45-47 and no bids.

On bonds market; there were no offers and no bids.

### 3. Equities Market on 15/10/2021

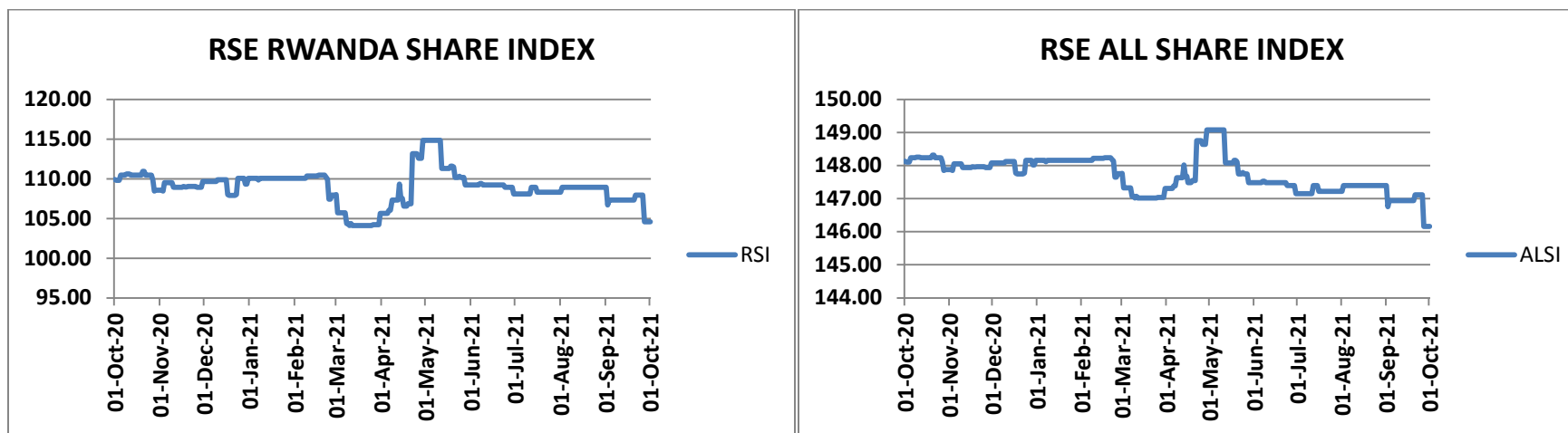
ISIN-CODE	Stock	Past 12 months		Today's session		Closing	Prev.	Change	Volume	Value
		High	Low	High	Low					
RW000A1JCYA5	BOK	250	225	250	250	250	250	+0.00	26,200	6,550,000
RW000A1H63N6	BLR	124	100	120	120	120	115	+5.00	1,300	156,000
KE0000000380	NMG	1,200	1,200	0.00	0.00	1,200	1,200	0.00	0.00	0.00
KE0000000315	KCB	370	370	0.00	0.00	370	370	0.00	0.00	0.00
KE0000000489	USL	104	104	0.00	0.00	104	104	0.00	0.00	0.00
KE0000000554	EQTY	440	440	0.00	0.00	440	440	0.00	0.00	0.00
RW000A2DN989	IMR	47	42	0.00	0.00	45	45	0.00	0.00	0.00
ZAE000244737	RHB	526	526	0.00	0.00	526	526	0.00	0.00	0.00
RW000A2QAPH5	CMR	120	120	0.00	0.00	120	120	0.00	0.00	0.00
RW000A3CNNB4	MTNR	269	200	200	200	200	200	+0.00	800	160,000

Market Status	
08h50-08h59	Pre- Open
09h00-12h00	Open
12h00-08h50	Close

INDICES	Previous	Today	Points	Change %
RSI	103.88	104.58	+0.70	+0.68
ALSI	145.95	146.16	+0.20	+0.14
<b>OTHER TRADING STAT</b>				
Shares traded	5,000	28,300	23,300	466.00
Equity Turnover	225,000	6,866,000	6,641,000	2,951.55
Number of deals	1.00	5.00	4.00	400.00

Exchange rate against Frw as at 15/10/2021			
Currency	Sell	Buy	Average
USD	1,010.15	990.35	1,000.25
KES	9.11	8.93	9.02
UGS	0.27	0.27	0.27
BIF	0.50	0.49	0.50
TZS	0.43	0.43	0.43
ZAR	68.41	67.07	67.74
<b>Market Capitalization (Frw)</b>			
<b>3,726,510,000,616</b>			

#### 4. INDICES



#### 5. Bond market on 15/10/2021

##### A. Government bonds

ISIN-CODE	Status	Security	Maturity	Coupon rate	Close. Price	Prev. Price	Bids	Offers	Bond traded
RW000A1ZTAM0		FXD4/2014/7yrs	19/11/2021	12.475%	101	101	0.00	0.00	0.00
RW000A1Z2RJ7		FXD2/2015/10yrs	25/05/2025	12.925%	109	109	0.00	0.00	0.00
RW000A182K48		FXD2/2016/15Yrs	09/05/2031	13.5%	103.5	103.5	0.00	0.00	0.00
RW000A19D0U5		FXD1/2017/5Yrs	18/02/2022	12.375%	100.5	100.5	0.00	0.00	0.00
RW000A19JG53		FXD2/2017/7Yrs	17/05/2024	12.675%	103.73	103.73	0.00	0.00	0.00
RW000A19NL84		FXD3/2017/5Yrs	19/08/2022	12.200%	102	102	0.00	0.00	0.00
RW000A19S1Q4	Re-opened	FXD4/2017/7Yrs	15/11/2024	12.40%	104.5	104.5	0.00	0.00	0.00
RW000A19W8Z4		FXD1/2018/5Yrs	17/02/2023	11.80%	101.7	101.7	0.00	0.00	0.00
RW000A19HS6	Re-opened	FXD2/2018/10Yrs	12/05/2028	12.50%	105.5	105.5	0.00	0.00	0.00
RW000A194997	Re-opened	FXD3/2018/15Yrs	05/08/2033	12.9%	103.7	103.7	0.00	0.00	0.00
RW000A2RUZ00		FXD4/2018/3Yrs	19/11/2021	11.150%	103.5	103.5	0.00	0.00	0.00
RW000A2RYEG9	Re-opened	FXD1/2019/7Yrs	13/02/2026	11.850%	101.7	101.7	0.00	0.00	0.00
RW000A2R26W1	Re-opened	FXD2/2019/5Yrs	17/05/2024	11.300%	106	106	0.00	0.00	0.00
RW000A2R64M3	Re-opened	FXD3/2019/20Yrs	29/07/2039	13.250%	103.5	103.5	0.00	0.00	0.00

<b>RW000A2SA2Y9</b>	Re-opened	FXD4/2019/3Yrs	18/11/2022	10.950%	104.559	104.559	0.00	0.00	0.00
<b>RW000A2SA2Z6</b>	Re-opened	FXD5/2019/7Yrs	13/11/2026	11.550%	104.7	104.7	0.00	0.00	0.00
<b>RW000A2SB2X0</b>		FXD1/2020/3Yrs	20/01/2023	10.800%	103	103	0.00	0.00	0.00
<b>RW000A28UBB2</b>	Re-opened	FXD2/2020/15Yrs	02/02/2035	12.550%	102.5	102.5	0.00	0.00	0.00
<b>RW000A28VKN6</b>		FXD3/2020/3Yrs	24/03/2023	10.650%	100.04	100.04	0.00	0.00	0.00
<b>RW000A28XYS2</b>	Re-opened	FXD4/2020/10Yrs	10/05/2030	12.150%	103.7	103.7	0.00	0.00	0.00
<b>RW000A281XB8</b>	Re-opened	FXD5/2020/5Yrs	18/08/2025	11.145%	103	103	0.00	0.00	0.00
<b>RW000A281XA0</b>	Re-opened	FXD6/2020/20Yrs	27/07/2040	13.150%	101.5	101.5	0.00	0.00	0.00
<b>RW000A283W59</b>	Re-opened	FXD7/2020/7Yrs	12/11/2027	11.435%	104	104	0.00	0.00	0.00
<b>RW000A3KMCV0</b>		FXD1/2021/5Yrs	13/02/2026	11.00%	100	100	0.00	0.00	0.00
<b>RW000A3KMCW8</b>	Re-opened	FXD2/2021/10Yrs	07/02/2031	12.00%	101.7	101.7	0.00	0.00	0.00
<b>RW000A3KQVN8</b>	Re-opened	FXD3/2021/15Yrs	02/05/2036	12.50%	104.5	104.5	0.00	0.00	0.00
<b>RW000A3KVKE0</b>		FXD4/2021/20Yrs	26/07/2041	13.00%	103.25	103.25	0.00	0.00	0.00

## B. Corporate bonds

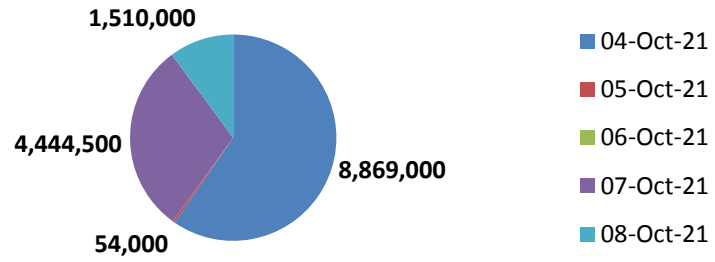
ISIN-CODE	Status	Security	Maturity	Coupon rate	Close Price	Prev. Price	Bids	Offers	Bond traded
<b>RW000A3KU2U0</b>		ECTL/2021/10Yrs	11/06/2031	13.75%	0.00	0.00	0.00	0.00	0.00

## 6. WEEKLY REPORT ON 15/10/2021

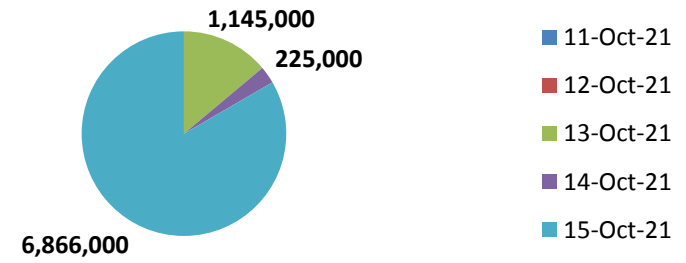
### 1. EQUITY MARKET

PREVIOUS WEEK				THIS WEEK				VARIATION	
Date	Volume	Value (Frw)	Deals	Date	Volume	Value (Frw)	Deals	Change in value	%
<b>04-Oct-21</b>	55,900	8,869,000	7.00	<b>11-Oct-21</b>	0.00	0.00	0.00	(8,869,000)	(100)
<b>05-Oct-21</b>	1,200	54,000	1.00	<b>12-Oct-21</b>	0.00	0.00	0.00	(54,000)	(100)
<b>06-Oct-21</b>	0.00	0.00	0.00	<b>13-Oct-21</b>	5,800	1,145,000	3.00	1,145,000	100
<b>07-Oct-21</b>	18,100	4,444,500	4.00	<b>14-Oct-21</b>	5,000	225,000	1.00	(4,219,500)	(94.93)
<b>08-Oct-21</b>	8,500	1,510,000	2.00	<b>15-Oct-21</b>	28,300	6,866,000	5.00	5,356,000	354.70
<b>TOTAL</b>	<b>83,700</b>	<b>14,877,500</b>	<b>14.00</b>	<b>TOTAL</b>	<b>39,100</b>	<b>8,236,000</b>	<b>9.00</b>	<b>-6,641,500</b>	<b>-44.641237</b>

**Turnover for the week ended on Friday  
08th October 2021**



**Turnover for the week ended on Friday  
15th October 2021**



2. **BOND MARKET:** During this week; the fixed income recorded Frw 145,013,350 worth of bonds traded in 8 deals at between Frw 101.5 and 104.5.