



## RWANDA STOCK EXCHANGE MARKET REPORT FOR FRIDAY 15<sup>TH</sup> JULY 2022

### 1. Market overview

- Today's trading session recorded a turnover of Frw 82,956,000 worth of bonds traded in 4 deals on the fixed income market and Frw 21,143,800 from 85,400 shares traded in 6 deals.
- RSI and ALSI remained constant to close at 107.51 and 146.99 respectively.
- BOK counter closed at Frw 265 (Frw 265 previous). The trading session recorded a total turnover of Frw 20,246,000 from 76,400 shares traded in 1 deal.
- IMR counter closed at Frw 43 (Frw 43 previous). The trading session recorded a total turnover of Frw 197,800 from 4,600 shares traded in 1 deal.
- BLR counter closed at Frw 160 (Frw 160 previous). The trading session recorded a total turnover of Frw 688,000 from 4,300 shares traded in 3 deals.
- CMR counter closed at Frw 120 (Frw 120 previous). The trading session recorded a total turnover of Frw 12,000 from 100 shares traded in 1 deal.

- Equities counters closed as follows: MTNR: Frw 177; EQTY: Frw 440; KCB: Frw 370; NMG: Frw 1200; USL: Frw 104 and RHB: Frw 526

### 2. Closing bell

At the end of the formal trading hours; On BOK counter, there were outstanding offers of 384,500 shares at Frw 272 and no bids. On MTNR counter, there were outstanding offers of 1,206,600 shares between Frw 177-180 and no bids. On BLR counter, there were outstanding offers of 131,700 shares between Frw 160–165 and no bids. On IMR counter, there were outstanding offers of 262,00 shares between Frw 43-45 and no bids. On CMR counter, there were outstanding offers of 112,000 shares at Frw 120 and no bids.

On the bonds market, there was no offers and no bids.

### 3. Equities Market on 15/07/2022

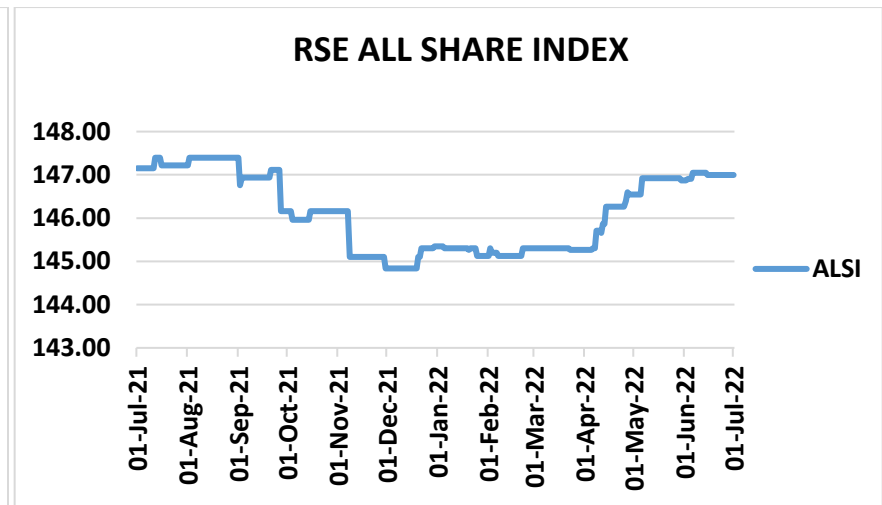
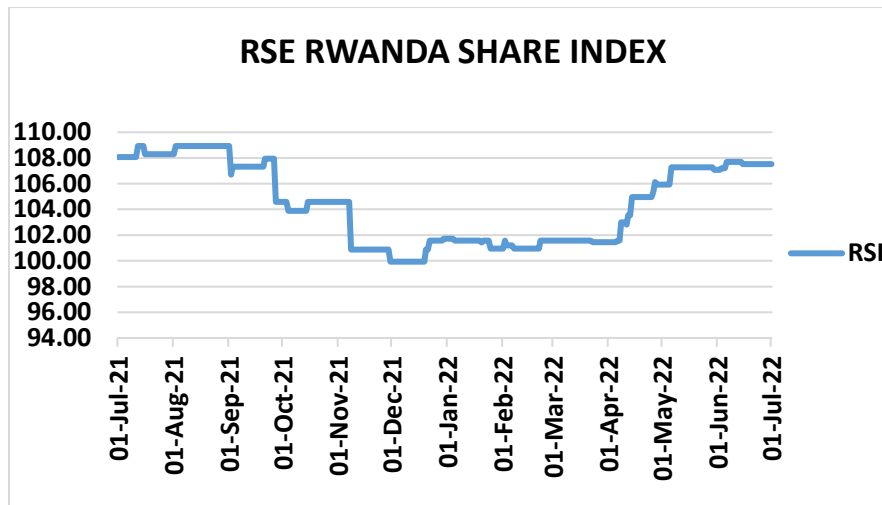
ISIN-CODE	Stock	Past 12 months		Today's session		Closing	Prev.	Change	Volume	Value
		High	Low	High	Low					
RW000A1JCYA5	BOK	272	235	265	265	265	265	+0.00	76,400	20,246,000
RW000A1H63N6	BLR	160	114	160	160	160	160	+0.00	4,300	688,000
KE0000000380	NMG	1,200	1,200	0.00	0.00	1,200	1,200	0.00	0.00	0.00
KE0000000315	KCB	370	370	0.00	0.00	370	370	0.00	0.00	0.00
KE0000000489	USL	104	104	0.00	0.00	104	104	0.00	0.00	0.00
KE0000000554	EQTY	440	440	0.00	0.00	440	440	0.00	0.00	0.00
RW000A2DN989	IMR	45	43	43	43	43	43	+0.00	4,600	197,800
ZAE000244737	RHB	526	526	0.00	0.00	526	526	0.00	0.00	0.00
RW000A2QAPH5	CMR	120	120	120	120	120	120	+0.00	100	12,000
RW000A3CNNB4	MTNR	230	175	0.00	0.00	177	177	0.00	0.00	0.00

Market Status	
08h50-08h59	Pre-Open
09h00-12h00	Open
12h00-08h50	Close

INDICES	Previous	Today	Points	Change %
RSI	107.51	107.51	+0.00	+0.00
ALSI	146.99	146.99	+0.00	+0.00
<b>OTHER TRADING STAT</b>				
Shares traded	9,100	85,400	76,300	838.46
Equity Turnover	391,300	21,143,800	20,752,500	5,303.48
Number of deals	1.00	6.00	5.00	500.00

Exchange rate against Frw as at 15/07/2022			
Currency	Sell	Buy	Average
USD	1,036.11	1,015.79	1,025.95
KES	8.76	8.59	8.67
UGS	0.27	0.26	0.27
BIF	0.50	0.49	0.49
TZS	0.44	0.43	0.44
ZAR	60.29	59.10	59.69
<b>Market Capitalization (Frw)</b>			
<b>3,747,754,739,946</b>			

#### 4. INDICES



#### 5. Bond market on 15/07/2022

##### A. Government bonds

ISIN-CODE	Status	Security	Maturity	Coupon rate	Close. Price	Prev. Price	Bids	Offers	Bond traded
RW000A1Z2RJ7		FXD2/2015/10yrs	25/05/2025	12.925%	105	105	0.00	0.00	0.00
RW000A182K48		FXD2/2016/15Yrs	09/05/2031	13.5%	105	105	0.00	0.00	0.00
RW000A19JG53		FXD2/2017/7Yrs	17/05/2024	12.675%	103	103	0.00	0.00	0.00
RW000A19NL84		FXD3/2017/5Yrs	19/08/2022	12.200%	104.7486	104.7486	0.00	0.00	0.00
RW000A19S1Q4	Re-opened	FXD4/2017/7Yrs	15/11/2024	12.40%	102	102	0.00	0.00	0.00
RW000A19W8Z4		FXD1/2018/5Yrs	17/02/2023	11.80%	104	104	0.00	0.00	0.00
RW000A19HS6	Re-opened	FXD2/2018/10Yrs	12/05/2028	12.50%	104.5	104.5	0.00	0.00	0.00
RW000A194997	Re-opened	FXD3/2018/15Yrs	05/08/2033	12.9%	103.4	103.5	0.00	0.00	59,000,000
RW000A2RYEG9	Re-opened	FXD1/2019/7Yrs	13/02/2026	11.850%	104	104	0.00	0.00	0.00
RW000A2R26W1	Re-opened	FXD2/2019/5Yrs	17/05/2024	11.300%	101.6	101.6	0.00	0.00	0.00
RW000A2R64M3	Re-opened	FXD3/2019/20Yrs	29/07/2039	13.250%	105	105.1	0.00	0.00	6,000,000
RW000A2SA2Y9	Re-opened	FXD4/2019/3Yrs	18/11/2022	10.950%	102	102	0.00	0.00	0.00
RW000A2SA2Z6	Re-opened	FXD5/2019/7Yrs	13/11/2026	11.550%	105.371	105.371	0.00	0.00	0.00
RW000A2SB2X0		FXD1/2020/3Yrs	20/01/2023	10.800%	103	103	0.00	0.00	0.00
RW000A28UBB2	Re-opened	FXD2/2020/15Yrs	02/02/2035	12.550%	105	105	0.00	0.00	0.00
RW000A28VKN6		FXD3/2020/3Yrs	24/03/2023	10.650%	103.55	103.55	0.00	0.00	0.00
RW000A28XYS2	Re-opened	FXD4/2020/10Yrs	10/05/2030	12.150%	103	103	0.00	0.00	0.00

<b>RW000A281XB8</b>	Re-opened	FXD5/2020/5Yrs	18/08/2025	11.145%	104.4	104.4	0.00	0.00	0.00
<b>RW000A281XA0</b>	Re-opened	FXD6/2020/20Yrs	27/07/2040	13.150%	104	103	0.00	0.00	10,000,000
<b>RW000A283W59</b>	Re-opened	FXD7/2020/7Yrs	12/11/2027	11.435%	101.2	101.2	0.00	0.00	0.00
<b>RW000A3KMCV0</b>		FXD1/2021/5Yrs	13/02/2026	11.00%	100.1	100.1	0.00	0.00	0.00
<b>RW000A3KMCW8</b>	Re-opened	FXD2/2021/10Yrs	07/02/2031	12.00%	105.5	105.5	0.00	0.00	0.00
<b>RW000A3KQVN8</b>	Re-opened	FXD3/2021/15Yrs	02/05/2036	12.50%	104	104	0.00	0.00	0.00
<b>RW000A3KVKE0</b>	Re-opened	FXD4/2021/20Yrs	26/07/2041	13.00%	104.5	104.5	0.00	0.00	5,000,000
<b>RW000A3KZPF7</b>		FXD5/2021/3Yrs	15/11/2024	10.650%	101.7	101.7	0.00	0.00	0.00
<b>RW000A3KZPG5</b>	Re-opened	FXD6/2021/7Yrs	10/11/2028	11.425%	101.1	101.1	0.00	0.00	0.00
<b>RW000A3K2MS4</b>		FXD1/2022/5Yrs	12/02/2027	11.00%	104.8	104.8	0.00	0.00	0.00
<b>RW000A3K5X77</b>		FXD2/2022/10Yrs	07/05/2032	12.15%	101.1	101.1	0.00	0.00	0.00

## B. Corporate bonds

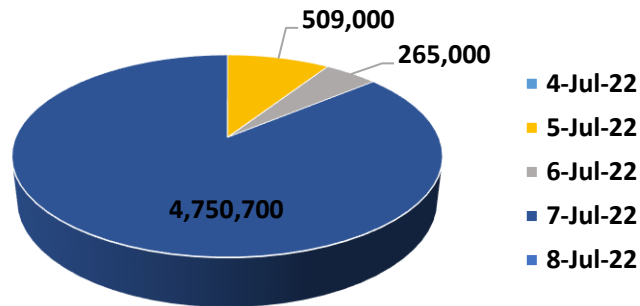
ISIN-CODE	Status	Security	Maturity	Coupon rate	Close. Price	Prev. Price	Bids	Offers	Bond traded
<b>RW000A3KU2U0</b>		ECTL/2021/10Yrs	11/06/2031	13.75%	103.3	103.3	0.00	0.00	0.00

## 6. WEEKLY REPORT ON 15/07/2022

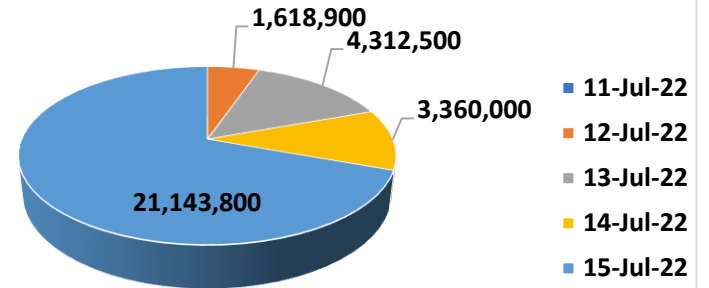
### 6.1. EQUITY MARKET

PREVIOUS WEEK				THIS WEEK				VARIATION	
Date	Volume	Value (Frw)	Deals	Date	Volume	Value (Frw)	Deals	Change in value	%
<b>04-July-22</b>	-	-	-	<b>11-July-22</b>	-	-	-	-	-
<b>05-July-22</b>	8,300	509,000	3.00	<b>12-July-22</b>	12,500	1,618,900	5.00	1,109,900	218.06
<b>06-July-22</b>	1,000	265,000	1.00	<b>13-July-22</b>	61,500	4,312,500	4.00	4,047,500	1,527.36
<b>07-July-22</b>	39,400	4,750,700	7.00	<b>14-July-22</b>	3,200,000	3,360,000	3.00	(1,390,700)	(29.27)
<b>08-July-22</b>	0.00	0.00	0.00	<b>15-July-22</b>	85,400	21,143,800	6.00	21,143,800	100.00
<b>TOTAL</b>	<b>48,700</b>	<b>5,524,700</b>	<b>11.00</b>	<b>TOTAL</b>	<b>3,359,400</b>	<b>30,435,200</b>	<b>18.00</b>	<b>24,910,500</b>	<b>450.89</b>

**Turnover for the week ended on Friday  
08th July,2022**



**Turnover for the week ended on Friday  
15th July,2022**



**6.2 BOND MARKET:** During this week; the fixed income market recorded Frw 134,225,000 worth of bonds traded in 14 deals between Frw 101 – 105.5.

## 7. CORPORATE NEWS

- **RH BOPHELO Ltd:** The Annual General Meeting of shareholders will be held virtually on Friday 12<sup>th</sup> August 2022 to transact the business as set out in the notice of the AGM which forms part of the Integrated Annual Report available at [www.rhbophelo.co.za](http://www.rhbophelo.co.za)