



RWANDA STOCK EXCHANGE MARKET REPORT FOR FRIDAY 12TH MARCH 2021

1. Market overview

- Today's trading session recorded Frw 308,550,000 worth of bonds traded in 1 deal on the fixed income market and Frw 608,400 from 10,800 shares on the equities market.
- RSI and ALSI went down by 0.26 and 0.05 points to close at 104.10 and 147.01 respectively.
- IMR counter closed at Frw 44 (Frw 45 previous). The trading session recorded a total turnover of Frw 356,400 from 8,100 shares traded in 3 deals.
- CTL counter closed at Frw 84 (Frw 84 previous). The trading session recorded a total turnover of Frw 168,000 from 2,000 shares traded in 1 deal.
- CMR counter closed at Frw 120 (Frw 120 previous). The trading session recorded a total turnover of Frw 84,000 from 700 shares traded in 1 deal.
- Equities counters closed as follows: BLR: Frw 100; BOK: Frw 226; EQTY: Frw 440; KCB: Frw 370; NMG: Frw 1200; USL: Frw 104 and RHB: Frw 526

2. Closing bell

At the end of the formal trading hours, on BOK counter, there were outstanding offers of 234,900 shares between Frw 227-240 and no bids. On BLR counter, there was an outstanding bid of 1,500,000 shares at Frw 90 and no offers. On CTL counter, there were outstanding bids of 13,200 shares at Frw 83 and no offers. On IMR counter, there were outstanding offers of 1,212,600 shares between Frw 44-45 and no bids. On CMR counter, there was an outstanding offer of 100,000 shares at Frw 120 and no bids. On bonds market, there was no offer and no bids.

3. Equities Market on 12/03/2021

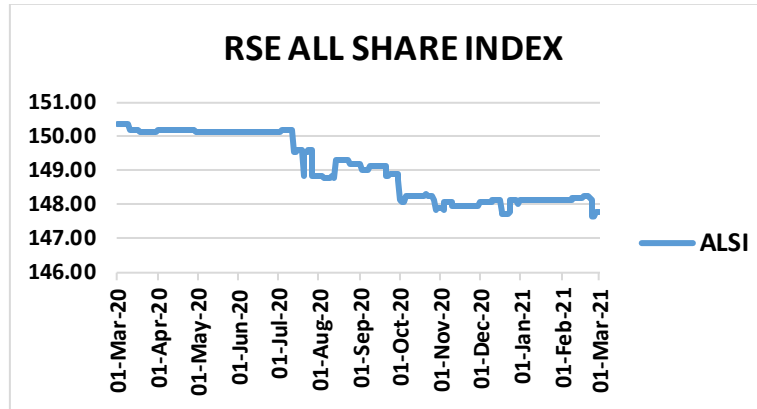
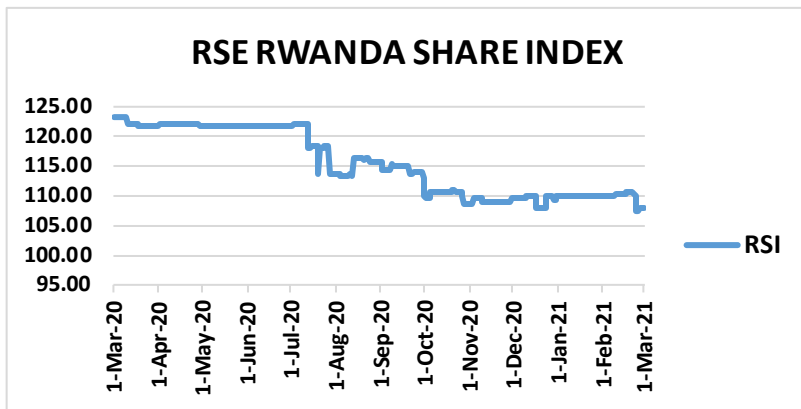
ISIN-CODE	Stock	Past 12 months		Today's session		Closing	Prev.	Change	Volume	Value
		High	Low	High	Low					
RW000A1JCYA5	BOK	265	225	0.00	0.00	226	226	0.00	0.00	0.00
RW000A1H63N6	BLR	139	100	0.00	0.00	100	100	0.00	0.00	0.00
KE0000000380	NMG	1,200	1,200	0.00	0.00	1,200	1,200	0.00	0.00	0.00
KE0000000315	KCB	370	370	0.00	0.00	370	370	0.00	0.00	0.00
KE0000000489	USL	104	104	0.00	0.00	104	104	0.00	0.00	0.00
KE0000000554	EQTY	440	440	0.00	0.00	440	440	0.00	0.00	0.00
RW000A14UYP4	CTL	84	65	84	84	84	84	+0.00	2,000	168,000
RW000A2DN989	IMR	90	42	44	44	44	45	-1.00	8,100	356,400
ZAE000244737	RHB	0.00	0.00	0.00	0.00	526	526	0.00	0.00	0.00
RW000A2QAPH5	CMR	0.00	0.00	120	120	120	120	+0.00	700	84,000

Market Status	
08h50-08h59	Pre- Open
09h00-12h00	Open
12h00-08h50	Close

INDICES	Previous	Today	Points	Change %
RSI	104.37	104.10	-0.26	-0.26
ALSI	147.06	147.01	-0.05	-0.04
OTHER TRADING STAT				
Shares traded	800	10,800	10,000	1,250.00
Equity Turnover	43,800	608,400	564,600	1,289.04
Number of deals	2.00	5.00	3.00	50.00

Exchange rate against Frw as at 12/03/2021			
Currency	Sell	Buy	Average
USD	987.25	967.90	977.57
KES	9.00	8.82	8.91
UGS	0.26	0.26	0.26
BIF	0.50	0.49	0.50
TZS	0.42	0.41	0.42
ZAR	66.26	64.92	65.11
Market Capitalization (Frw)			
3,435,520,098,368			

4. INDICES



5. Bond market on 12/03/2021

A. Government bonds

ISIN-CODE	Status	Security	Maturity	Coupon rate	Close. Price	Prev. Price	Bids	Offers	Bond traded
RW000A1ZTAM0		FXD4/2014/7yrs	19/11/2021	12.475%	101	101	0.00	0.00	0.00
RW000A1Z2RJ7		FXD2/2015/10yrs	25/05/2025	12.925%	102	102	0.00	0.00	0.00
RW000A182K48		FXD2/2016/15Yrs	09/05/2031	13.5%	108	108	0.00	0.00	0.00
RW000A185V91		FXD 3/2016/5Yrs	20/08/2021	12.25%	101.1	101.1	0.00	0.00	0.00
RW000A19D0U5		FXD1/2017/5Yrs	18/02/2022	12.375%	100.5	100.5	0.00	0.00	0.00
RW000A19JG53		FXD2/2017/7Yrs	17/05/2024	12.675%	104.1	104.1	0.00	0.00	0.00
RW000A19NL84		FXD3/2017/5Yrs	19/08/2022	12.200%	103	103	0.00	0.00	0.00
RW000A19S1Q4	Re-opened	FXD4/2017/7Yrs	15/11/2024	12.40%	102	102	0.00	0.00	0.00
RW000A19W8Z4		FXD1/2018/5Yrs	17/02/2023	11.80%	104.5	104.5	0.00	0.00	0.00
RW000A19HS6	Re-opened	FXD2/2018/10Yrs	12/05/2028	12.50%	106.4	106.4	0.00	0.00	0.00
RW000A194997	Re-opened	FXD3/2018/15Yrs	05/08/2033	12.9%	103	103	0.00	0.00	0.00
RW000A2RUZ00		FXD4/2018/3Yrs	19/11/2021	11.150%	104.9	104.9	0.00	0.00	0.00
RW000A2RYEG9	Re-opened	FXD1/2019/7Yrs	13/02/2026	11.850%	100.5	100.5	0.00	0.00	0.00
RW000A2R26W1	Re-opened	FXD2/2019/5Yrs	17/05/2024	11.300%	103.5	103.5	0.00	0.00	0.00
RW000A2R64M3	Re-opened	FXD3/2019/20Yrs	29/07/2039	13.250%	101	101	0.00	0.00	0.00
RW000A2SA2Y9	Re-opened	FXD4/2019/3Yrs	18/11/2022	10.950%	104.549	104.549	0.00	0.00	0.00
RW000A2SA2Z6	Re-opened	FXD5/2019/7Yrs	13/11/2026	11.550%	104.7	104.7	0.00	0.00	0.00
RW000A2SB2X0		FXD1/2020/3Yrs	20/01/2023	10.800%	103	103	0.00	0.00	0.00
RW000A28UBB2	Re-opened	FXD2/2020/15Yrs	02/02/2035	12.550%	102.3	102.3	0.00	0.00	0.00
RW000A28VKN6		FXD3/2020/3Yrs	24/03/2023	10.650%	103.1	103.1	0.00	0.00	0.00
RW000A28XYS2	Re-opened	FXD4/2020/10Yrs	10/05/2030	12.150%	103.2	103.2	0.00	0.00	0.00

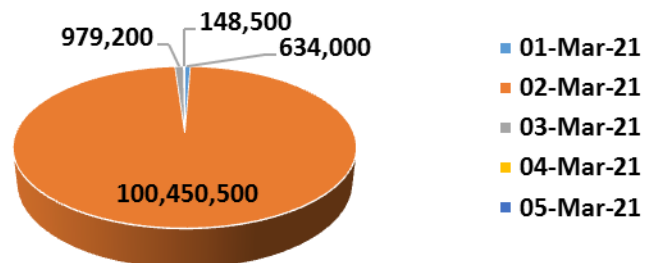
RW000A281XB8	Re-opened	FXD5/2020/5Yrs	18/08/2025	11.145%	101.7	101.7	0.00	0.00	0.00
RW000A281XA0	Re-opened	FXD6/2020/20Yrs	27/07/2040	13.150%	100	100	0.00	0.00	0.00
RW000A283W59		FXD7/2020/7Yrs	12/11/2027	11.435%	101.9	101.9	0.00	0.00	0.00
RW000A3KMCV0		FXD1/2021/5Yrs	13/02/2026	11.00%	100	100	0.00	0.00	0.00
RW000A3KMCW8		FXD2/2021/10Yrs	07/02/2031	12.00%	102.85	100.5	0.00	0.00	300,000,000

EQUITY WEEKLY REPORT ON 12/03/2021

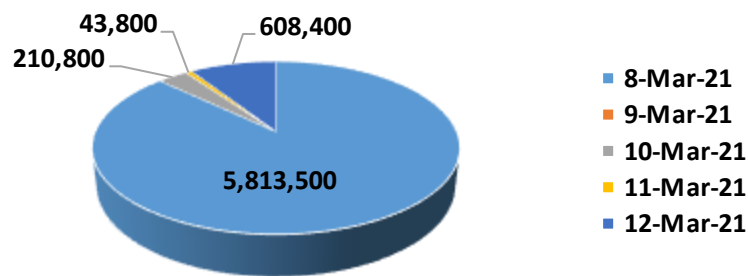
1. MARKET

PREVIOUS WEEK				THIS WEEK				VARIATION	
Date	Volume	Value (Frw)	Deals	Date	Volume	Value (Frw)	Deals	Change in value	%
01- March - 21	12,400	634,000	2.00	08- March - 21	66,700	5,813,500	3.00	5,179,500	816.95
02 - March - 21	1,006,900	100,450,500	3.00	09 - March - 21	0.00	0.00	0.00	(100,450,500)	(100)
03 - March - 21	8,400	979,200	4.00	10 - March - 21	4,700	210,800	2.00	(768,400)	(78.47)
04 - March - 21	0.00	0.00	0.00	11 - March - 21	800	43,800	2.00	43,800	100
05 - March - 21	3,300	148,500	1.00	12 - March - 21	10,800	608,400	5.00	459,900	309.69
TOTAL	1,031,000	102,212,200	10.00	TOTAL	83,000	6,676,500	12.00	(95,535,700)	(93.46)

Turnover for the week ended on Friday
05th March, 2021



Turnover for the week ended on Friday
12th March, 2021



2. BOND MARKET

During this week, the fixed income recorded Frw 757,585,300 worth of bonds traded in 13 deals traded between Frw 100.5 – 106.4.