



RWANDA STOCK EXCHANGE MARKET REPORT FOR FRIDAY 12TH JUNE, 2020

1. Market overview

- RSI and ALSI remained constant to close at 122.00 and 150.19 respectively.
- Today's trading session recorded a total of Frw 244,000 from 3,700 shares traded in 3 deals.
- CTL counter closed at Frw 70 (Frw 70 previous). The trading session recorded a total turnover of Frw 244,000 from 3,700 shares traded in 3 deals.
- Equities counters closed as follows: IMR: Frw 90; BOK: Frw 260; BLR: Frw 138; EQTY: Frw 440; KCB: Frw 370; NMG: Frw 1200; USL: Frw 104 and RHB: Frw 526.

2. Closing bell

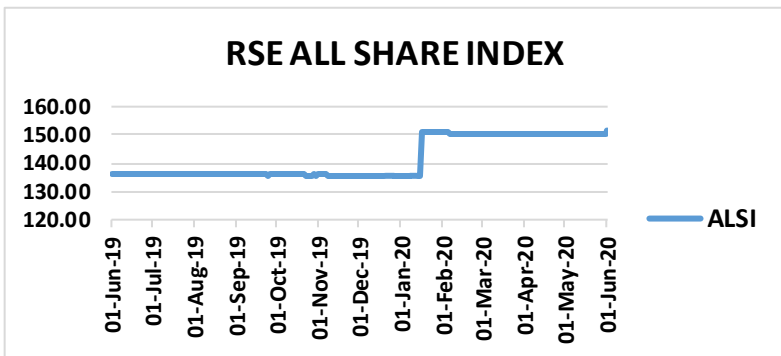
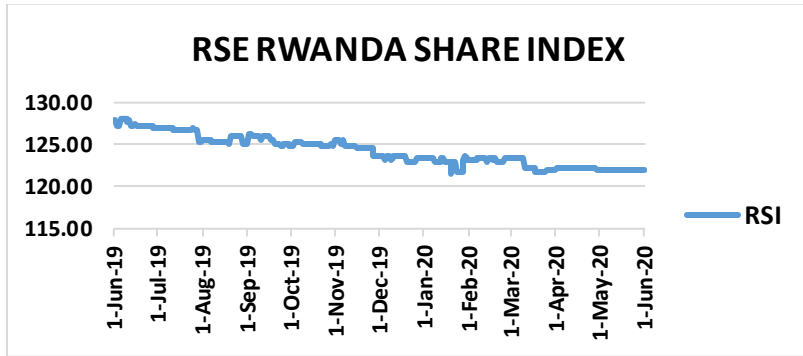
At the end of the formal trading hours, on BOK counter there were outstanding offers of 57,200 shares between Frw 260-274 and no bids. On BLR counter, there were outstanding offers of 680,400 shares between Frw 139 -152 and no bids. On CTL counter, there were outstanding offers of 28,000 shares at Frw 70 and no bids. IMR counter, there were outstanding offers of 447,400 shares between Frw 90- 97 and no bids.

3. Equities Market on 12/06/2020

ISIN-CODE	Stock	Past 12 months		Today's session		Closing	Prev.	Change	Volume	Value
		High	Low	High	Low					
RW000A1JCYA5	BOK	278	259	0.00	0.00	260	260	0.00	0.00	0.00
RW000A1H63N6	BLR	149	138	0.00	0.00	138	138	0.00	0.00	0.00
KE0000000380	NMG	1,200	1,200	0.00	0.00	1,200	1,200	0.00	0.00	0.00
KE0000000315	KCB	370	370	0.00	0.00	370	370	0.00	0.00	0.00
KE0000000489	USL	104	104	0.00	0.00	104	104	0.00	0.00	0.00
KE0000000554	EQTY	445	350	0.00	0.00	440	440	0.00	0.00	0.00
RW000A14UYP4	CTL	80	53	70	65	70	70	+0.00	3,700	244,000
RW000A2DN989	IMR	90	89	0.00	0.00	90	90	0.00	0.00	0.00
ZAE000244737	RHB	0.00	0.00	0.00	0.00	526	0.00	0.00	0.00	0.00

Market Status	
08h50-08h59	Pre- Open
09h00-12h00	Open
12h00-08h50	Close

4. INDICES



INDICES	Previous	Today	Points	Change %
RSI	122.00	122.00	+0.00	+0.00
ALSI	150.19	150.19	+0.00	+0.00
OTHER TRADING STAT				
Shares traded	0.00	3,700	3,700	100
Equity Turnover	0.00	244,000	244,000	100
Number of deals	0.00	3.00	3.00	100

Exchange rate against Frw as at 12/06/2020			
Currency	Sell	Buy	Average
USD	944.39	925.87	935.13
KES	8.87	8.69	8.78
UGS	0.25	0.24	0.24
TZS	0.40	0.39	0.40
ZAR	55.11	54.03	54.57
Market Capitalization (Frw)			
3,406,945,395,836			

5. Bond market on 12/06/2020

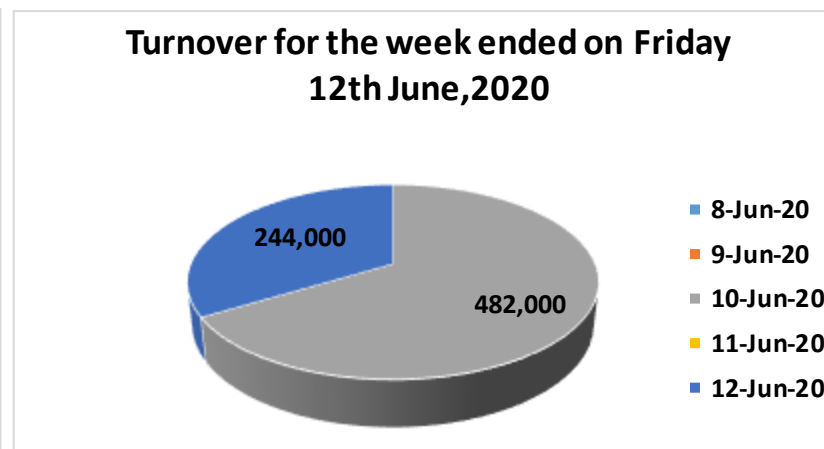
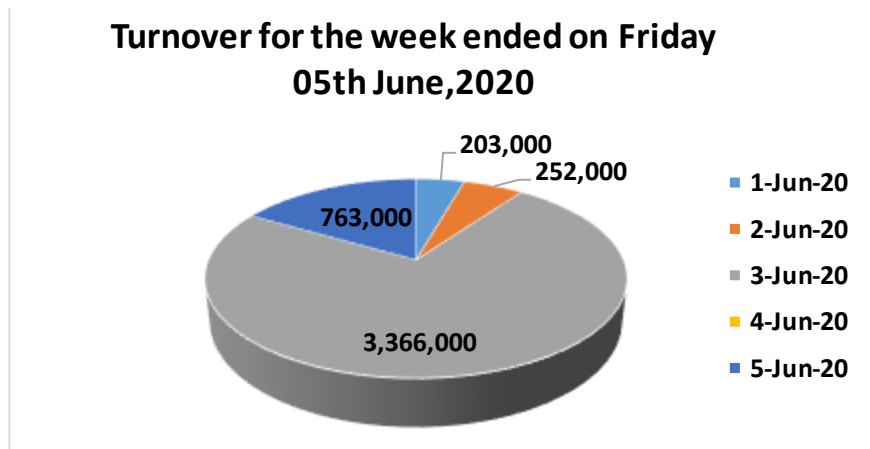
A. Governmentbonds

ISIN-CODE	Status	Security	Maturity	Coupon rate	Close. Price	Prev. Price	Bids	Offers	Bond traded
RW000A1ZTAM0		FXD4/2014/7yrs	19/11/2021	12.475%	101.5	103	0.00	0.00	0.00
RW000A1Z2RJ7		FXD2/2015/10yrs	25/05/2025	12.925%	101.72	100	0.00	0.00	0.00
RW000A1Z5Z93		FXD3/92015/5yrs	21/08/2020	11.950%	104.57	103	0.00	0.00	0.00
RW000A187NK1		FDX1/2016/5yrs	19/02/2021	12.00%	106.09	101.9	0.00	0.00	0.00
RW000A182K48		FXD2/2016/15Yrs	09/05/2031	13.5%	105.5	103.2	0.00	0.00	0.00
RW000A185V91		FXD 3/2016/5Yrs	20/08/2021	12.25%	103	108.25	0.00	0.00	0.00
RW000A19D0U5		FXD1/2017/5Yrs	18/02/2022	12.375%	106.7	102.6	0.00	0.00	0.00
RW000A19JG53		FXD2/2017/7Yrs	17/05/2024	12.675%	106	106	0.00	0.00	0.00
RW000A19NL84		FXD3/2017/5Yrs	19/08/2022	12.200%	101	102.5	0.00	0.00	0.00
RW000A19S1Q4	Re-opened	FXD4/2017/7Yrs	15/11/2024	12.40%	103	105.2	0.00	0.00	0.00
RW000A19W8Z4		FXD1/2018/5Yrs	17/02/2023	11.80%	105.5	101.3	0.00	0.00	0.00
RW000A19HS6	Re-opened	FXD2/2018/10Yrs	12/05/2028	12.50%	102	103	0.00	0.00	0.00
RW000A194997	Re-opened	FXD3/2018/15Yrs	05/08/2033	12.9%	103.9	103.5	0.00	0.00	0.00
RW000A2RUZ00		FXD4/2018/3Yrs	19/11/2021	11.150%	102	102	0.00	0.00	0.00
RW000A2RYEG9	Re-opened	FXD1/2019/7Yrs	13/02/2026	11.850%	100.4	106.7	0.00	0.00	0.00
RW000A2R26W1	Re-opened	FXD2/2019/5Yrs	17/05/2024	11.300%	102.21	100.1	0.00	0.00	0.00
RW000A2R64M3	Re-opened	FXD3/2019/20Yrs	29/07/2039	13.250%	103	102.6	0.00	0.00	0.00
RW000A2SA2Y9	Re-opened	FXD4/2019/3Yrs	18/11/2022	10.950%	103.84	102	0.00	0.00	0.00
RW000A2SA2Z6	Re-opened	FXD5/2019/7Yrs	13/11/2026	11.550%	103.4462	102.1947	0.00	0.00	0.00
RW000A2SB2X0		FXD1/2020/3Yrs	20/01/2023	10.800%	100	100	0.00	0.00	0.00
RW000A28UBB2		FXD2/2020/15Yrs	02/02/2035	12.550%	105	101	0.00	0.00	0.00
RW000A28VKN6		FXD3/2020/3Yrs	24/03/2023	10.650%	103	101	0.00	0.00	0.00
RW000A28XYS2		FXD4/2020/10Yrs	10/05/2030	12.150%	101.95	101.8	0.00	0.00	0.00

WEEKLY REPORT ON 12/06/2020

1. EQUITY MARKET

PREVIOUS WEEK				THIS WEEK				VARIATION	
Date	Volume	Value (Frw)	Deals	Date	Volume	Value (Frw)	Deals	Change in value	%
01- June- 20	2,900	203,000	2.00	08- June- 20	0.00	0.00	0.00	(203,000)	(100)
02- June- 20	3,600	252,000	2.00	09- June- 20	0.00	0.00	0.00	(252,000)	(100)
03- June- 20	16,600	3,366,000	3.00	10- June- 20	6,600	482,000	2.00	(2,884,000)	(85.68)
04- June- 20	0.00	0.00	0.00	11- June- 20	0.00	0.00	0.00	0.00	0.00
05- June- 20	10,900	763,000	4.00	12- June- 20	3,700	244,000	3.00	(519,000)	(68.02)
TOTAL	34,000	4,584,000	11.00	TOTAL	10,300	726,000	5.00	(3,858,000)	(84.16)



1. BOND MARKET

During this week, the market recorded a total of Frw 723,756,900 worth of bond traded in 9 deals between Frw 101.5 – 105.5

6. CORPORATE NEWS

- **The KCB GROUP PLC 49th Annual General Meeting has approved an interim dividend of Kes. 1.00 Per ordinary share paid on 15 November 2019 and a final dividend of Kes. 2.50 per ordinary share, payable, net of withholding tax, on or before 3 July, 2020 to shareholders on the Register of Members at the close of business on 27 April, 2020.**
- **Equity Group Holdings Plc's Board of Directors have withdrawn the Proposed Dividend Recommendation and instead recommend to shareholders that no dividend will be paid for the financial year ended 31st December, 2019 after considering the events that have taken place since the financial results of the company for the year 2019 were released and particularly the effects of the COVID-19 pandemic to both the world and the Kenya economy. The 16th Annual General Meeting of the Company will be held via electronic communication on Tuesday 30th June 2020 at 10.00am.**
- **The Annual General Meeting of Shareholders of BK Group Plc. has approved a final dividend for the year ended 31st December, 2019 at the annual dividend of Frw 14.4 per ordinary share subject to withholding tax, where applicable be payable to shareholders whose applicable to shareholders whose name(s) stand on the register of members of the company as of close of business on 12th June, 2020. As recommended by the Regulator BNR, the dividend payment for 2019 is deferred to 2021 when the uncertainties arising from the COVID-19 pandemic and its impact on liquidity will have been moderated.**
- **Given the significant uncertainties on the extent and duration of the disruption as a result of the COVID-19 outbreak, BRALIRWA Plc. Board of Directors have taken steps to protect the company cash flow to preserve liquidity in the interest of the company, and as such proposed not to pay out any dividend on the 2019 result. This proposal will also be subject to approval during the upcoming Annual General Meeting.**
- **The Board of Directors of Crystal Telecom Ltd approved a dividend declaration of Frw 3.72 per share to be paid out to the shareholders upon ratification at the next Annual General Meeting.**
- **The Directors of Nation Media Group Plc didn't recommend payment of a final dividend and recommended, subject to approval by the CMA, the Nairobi Securities Exchange Plc and the shareholders at the Annual General Meeting, a bonus share issue of one new fully paid ordinary share for every ten shares held in the capital of the Company, to the shareholders on the register of members at the close of business on 12th June, 2020. The new shares shall not qualify for payment of any dividend for the year 2019.**

- **Subject to approval of shareholders at the I&M Bank (Rwanda) Plc Annual General Meeting that will be held on Monday 22nd June, 2020 at 11am Kigali time, the Board of Directors has recommend of a final dividend of FRW 3 per share for the financial year ended 31st December 2019 and had recommend the issuance of one new fully paid up bonus share of a par value of Frw 10 for every one ordinary share held, to be issued to the existing shareholders as at 2nd June 2020, by capitalizing part of the revenue reserves.**