



RWANDA STOCK EXCHANGE MARKET REPORT FOR FRIDAY 12TH FEBRUARY 2021

1. Market overview

- Today's trading session recorded on the equities market Frw 198,000 from 4,400 IMR shares while the fixed income market was quiet.
- RSI and ALSI remained constant to close at 110.35 and 148.21 respectively.
- IMR counter closed at Frw 45 (Frw 45 previous). The trading session recorded a total turnover of Frw 198,000 from 4,400 shares traded in 1 deal.
- Equities counters closed as follows: CTL: Frw 80; BOK: Frw 233; BLR: Frw 121; CMR: Frw 120; EQTY: Frw 440; KCB: Frw 370; NMG: Frw 1200; USL: Frw 104 and RHB: Frw 526.

2. Closing bell

At the end of the formal trading hours, on BOK counter, there were outstanding offers of 223,700 shares between Frw 227-240 and no bids. On BLR counter, there were outstanding offers of 151,800 shares between Frw 120-136 and no bids. On CTL counter, there were outstanding bids of 202,200 shares between Frw 73- 80 and no offers. On IMR counter, there were outstanding offers of 1,141,700 shares at Frw 45 and no bids. On CMR counter, there was an outstanding offer of 100,000 shares at Frw 120 and no bids.

On bonds market, there was no offer and no bids

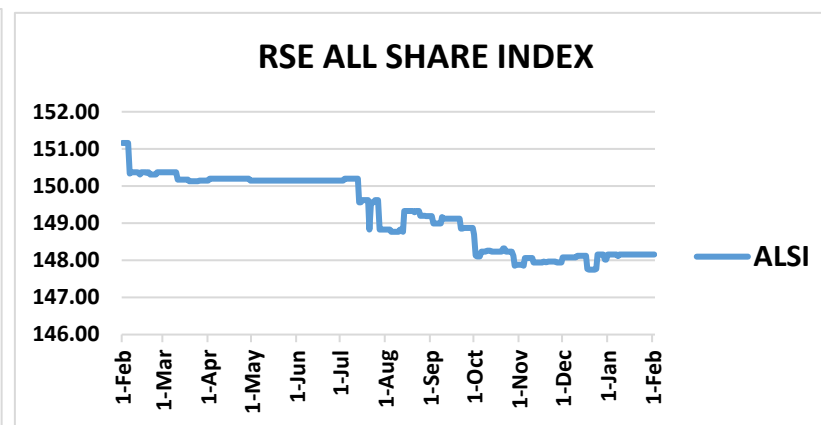
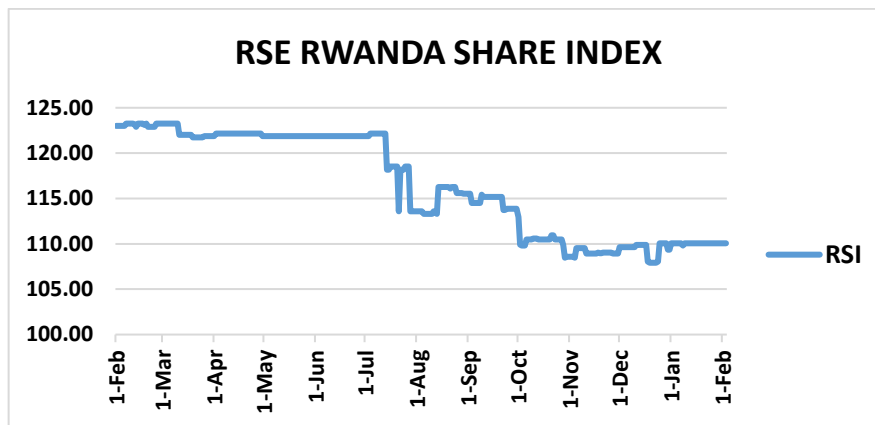
3. Equities Market on 12/02/2021

ISIN-CODE	Stock	Past 12 months		Today's session		Closing	Prev.	Change	Volume	Value
		High	Low	High	Low					
RW000A1JCYA5	BOK	265	225	0.00	0.00	233	233	0.00	0.00	0.00
RW000A1H63N6	BLR	139	118	0.00	0.00	121	121	0.00	0.00	0.00
KE0000000380	NMG	1,200	1,200	0.00	0.00	1,200	1,200	0.00	0.00	0.00
KE0000000315	KCB	370	370	0.00	0.00	370	370	0.00	0.00	0.00
KE0000000489	USL	104	104	0.00	0.00	104	104	0.00	0.00	0.00
KE0000000554	EQTY	445	350	0.00	0.00	440	440	0.00	0.00	0.00
RW000A14UYP4	CTL	80	65	0.00	0.00	80	80	0.00	0.00	0.00
RW000A2DN989	IMR	90	42	45	45	45	45	+0.00	4,400	198,000
ZAE000244737	RHB	0.00	0.00	0.00	0.00	526	526	0.00	0.00	0.00
RW000A2QAPH5	CMR	0.00	0.00	0.00	0.00	120	120	0.00	0.00	0.00

Market Status	
08h50-08h59	Pre- Open
09h00-12h00	Open
12h00-08h50	Close

INDICES	Previous	Today	Points	Change %	Exchange rate against Frw as at 12/02/2021			
					Currency	Sell	Buy	Average
RSI	110.35	110.35	+0.00	+0.00	USD	986.02	966.69	976.35
ALSI	148.21	148.21	+0.00	+0.00	KES	9.00	8.83	8.92
OTHER TRADING STAT	0.00	4,400	4,400	100	UGS	0.26	0.26	0.26
					BIF	0.50	0.49	0.50
					TZS	0.42	0.41	0.42
					ZAR	67.37	66.04	66.71
Shares traded	0.00	4,400	4,400	100	Market Capitalization (Frw)			
Equity Turnover	0.00	198,000	198,000	100	3,463,582,479,842			
Number of deals	0.00	1.00	1.00	100				

4. INDICES



5. Bond market on 12/02/2021

A. Government bonds

ISIN-CODE	Status	Security	Maturity	Coupon rate	Close. Price	Prev. Price	Bids	Offers	Bond traded
RW000A1ZTAM0		FXD4/2014/7yrs	19/11/2021	12.475%	101	108.75	0.00	0.00	0.00
RW000A1Z2RJ7		FXD2/2015/10yrs	25/05/2025	12.925%	100.3	104	0.00	0.00	0.00
RW000A187NK1		FDX1/2016/5yrs	19/02/2021	12.00%	103.25	103.4	0.00	0.00	0.00
RW000A182K48		FXD2/2016/15Yrs	09/05/2031	13.5%	108	101.1	0.00	0.00	0.00
RW000A185V91		FXD 3/2016/5Yrs	20/08/2021	12.25%	102	102	0.00	0.00	0.00
RW000A19D0U5		FXD1/2017/5Yrs	18/02/2022	12.375%	104.8	102.2	0.00	0.00	0.00
RW000A19JG53		FXD2/2017/7Yrs	17/05/2024	12.675%	103	106.5	0.00	0.00	0.00
RW000A19NL84		FXD3/2017/5Yrs	19/08/2022	12.200%	104.5	106	0.00	0.00	0.00
RW000A19S1Q4	Re-opened	FXD4/2017/7Yrs	15/11/2024	12.40%	103.6	104	0.00	0.00	0.00
RW000A19W8Z4		FXD1/2018/5Yrs	17/02/2023	11.80%	105.5	104	0.00	0.00	0.00
RW000A19HS6	Re-opened	FXD2/2018/10Yrs	12/05/2028	12.50%	101.1	100.5	0.00	0.00	0.00
RW000A194997	Re-opened	FXD3/2018/15Yrs	05/08/2033	12.9%	106	106	0.00	0.00	0.00
RW000A2RUZ00		FXD4/2018/3Yrs	19/11/2021	11.150%	104.9	103.1	0.00	0.00	0.00
RW000A2RYEG9	Re-opened	FXD1/2019/7Yrs	13/02/2026	11.850%	102.6	104.9	0.00	0.00	0.00
RW000A2R26W1	Re-opened	FXD2/2019/5Yrs	17/05/2024	11.300%	104	100	0.00	0.00	0.00
RW000A2R64M3	Re-opened	FXD3/2019/20Yrs	29/07/2039	13.250%	106.6	101.3	0.00	0.00	0.00
RW000A2SA2Y9	Re-opened	FXD4/2019/3Yrs	18/11/2022	10.950%	104.549	103.37	0.00	0.00	0.00
RW000A2SA2Z6	Re-opened	FXD5/2019/7Yrs	13/11/2026	11.550%	104.7	103.4462	0.00	0.00	0.00
RW000A2SB2X0		FXD1/2020/3Yrs	20/01/2023	10.800%	100	100	0.00	0.00	0.00
RW000A28UBB2	Re-opened	FXD2/2020/15Yrs	02/02/2035	12.550%	106.605	105.2	0.00	0.00	0.00

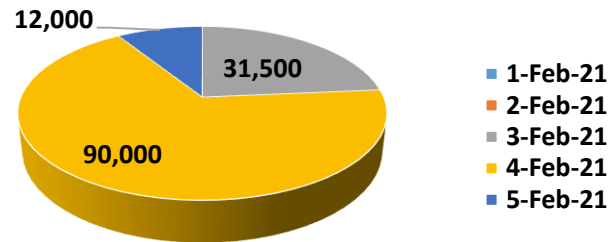
RW000A28VKN6		FXD3/2020/3Yrs	24/03/2023	10.650%	103.1	101	0.00	0.00	0.00
RW000A28XYS2	Re-opened	FXD4/2020/10Yrs	10/05/2030	12.150%	103.933	104	0.00	0.00	0.00
RW000A281XB8	Re-opened	FXD5/2020/5Yrs	18/08/2025	11.145%	101.7	103.85	0.00	0.00	0.00
RW000A281XA0	Re-opened	FXD6/2020/20Yrs	27/07/2040	13.150%	106	106	0.00	0.00	0.00
RW000A283W59		FXD7/2020/7Yrs	12/11/2027	11.435%	102.8	104.5	0.00	0.00	0.00

EQUITY WEEKLY REPORT ON 12/02/2021

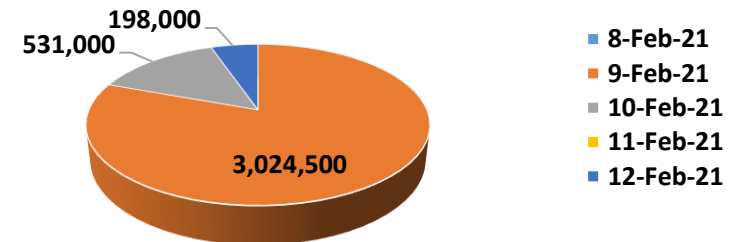
1. MARKET

PREVIOUS WEEK				THIS WEEK				VARIATION	
Date	Volume	Value (Frw)	Deals	Date	Volume	Value (Frw)	Deals	Change in value	%
01- February - 21	-	-	-	08- February - 21	0.00	0.00	0.00	0.00	0.00
02- February - 21	0.00	0.00	0.00	09- February - 21	43,300	3,024,500	3.00	3,024,500	100
03- February - 21	700	31,500	1.00	10- February - 21	11,800	531,000	1.00	499,500	1,585.71
04- February - 21	2,000	90,000	1.00	11- February - 21	0.00	0.00	0.00	(90,000)	(100)
05- February - 21	100	12,000	1.00	12- February - 21	4,400	198,000	1.00	186,000	1,550
TOTAL	2,800	133,500	3.00	TOTAL	59,500	3,753,500	5.00	3,620,000	2,711.61

**Turnover for the week ended on Friday
05th February,2021**



**Turnover for the week ended on Friday
12th February,2021**



1. BOND MARKET

During this week, the fixed income recorded Frw 740,606,750 worth of bonds traded in 8 deals traded between Frw 102.8- 105.5.