



RWANDA STOCK EXCHANGE MARKET REPORT FOR FRIDAY 11TH DECEMBER 2020

1. Market overview

- Today's trading session recorded on the equities market Frw 265,100 from 2,900 shares traded in 4 deals while the fixed income market was quiet.
- RSI and ALSI remained constant to close at 109.87 and 148.12 respectively.
- IMR counter closed at Frw 45 (Frw 45 previous). The trading session recorded a total turnover of Frw 45,000 from 1,000 shares traded in 2 deals.
- BLR counter closed at Frw 121 (Frw 120 previous). The trading session recorded a total turnover of Frw 205,700 from 1,700 shares traded in 1 deal.
- CTL counter closed at Frw 72 (Frw 72 previous). The trading session recorded a total turnover of Frw 14,400 from 200 shares traded in 1 deal.
- Equities counters closed as follows: CMR: Frw 120; BOK: Frw 233; EQTY: Frw 440; KCB: Frw 370; NMG: Frw 1200; USL: Frw 104 and RHB: Frw 526.

2. Closing bell

At the end of the formal trading hours, on BOK counter, there were outstanding offers of 170,900 shares between Frw 230-240 and no bids. On BLR counter, there were outstanding offers of 155,000 shares between Frw 122-136 and no bids. On CTL counter, there were outstanding offers of 12,300 shares at Frw 73 and outstanding bids of 12,300 shares between Frw 67-72. On IMR counter, there were outstanding offers of 12,300 shares at Frw 45 and no bids. On CMR counter, there was an outstanding offer of 100,000 shares at Frw 120 and no bids.

On bonds market, there was no offer and no bids

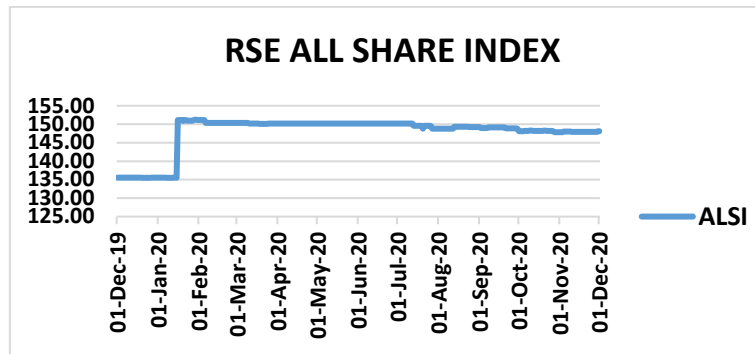
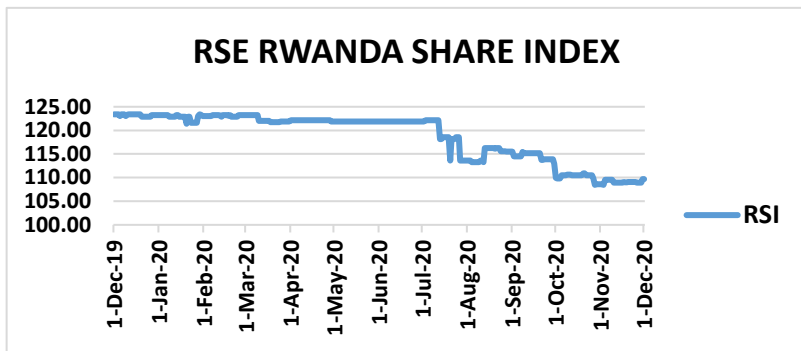
3. Equities Market on 11/12/2020

| ISIN-CODE | Stock | Past 12 months | | Today's session | | Closing | Prev. | Change | Volume | Value |
|--------------|-------|----------------|-------|-----------------|------|---------|-------|--------|--------|---------|
| | | High | Low | High | Low | | | | | |
| RW000A1JCYA5 | BOK | 270 | 230 | 0.00 | 0.00 | 233 | 233 | 0.00 | 0.00 | 0.00 |
| RW000A1H63N6 | BLR | 140 | 118 | 121 | 121 | 121 | 121 | +0.00 | 1,700 | 205,700 |
| KE0000000380 | NMG | 1,200 | 1,200 | 0.00 | 0.00 | 1,200 | 1,200 | 0.00 | 0.00 | 0.00 |
| KE0000000315 | KCB | 370 | 370 | 0.00 | 0.00 | 370 | 370 | 0.00 | 0.00 | 0.00 |
| KE0000000489 | USL | 104 | 104 | 0.00 | 0.00 | 104 | 104 | 0.00 | 0.00 | 0.00 |
| KE0000000554 | EQTY | 445 | 350 | 0.00 | 0.00 | 440 | 440 | 0.00 | 0.00 | 0.00 |
| RW000A14UYP4 | CTL | 80 | 65 | 72 | 72 | 72 | 72 | +0.00 | 200 | 14,400 |
| RW000A2DN989 | IMR | 90 | 42 | 45 | 45 | 45 | 45 | +0.00 | 1,000 | 45,000 |
| ZAE000244737 | RHB | 0.00 | 0.00 | 0.00 | 0.00 | 526 | 526 | 0.00 | 0.00 | 0.00 |
| RW000A2QAPH5 | CMR | 0.00 | 0.00 | 0.00 | 0.00 | 120 | 120 | 0.00 | 0.00 | 0.00 |

| Market Status | |
|---------------|-----------|
| 08h50-08h59 | Pre- Open |
| 09h00-12h00 | Open |
| 12h00-08h50 | Close |

| INDICES | Previous | Today | Points | Change % | Exchange rate against Frw as at 11/12/2020 | | | | |
|--------------------|---------------|---------|--------------|-----------|--|--------|--------|---------|-------|
| | | | | | Currency | Sell | Buy | Average | |
| RSI | 109.87 | 109.87 | +0.00 | +0.00 | USD | 979.69 | 960.48 | 970.08 | |
| ALSI | 148.12 | 148.12 | +0.00 | +0.00 | KES | 8.78 | 8.61 | 8.70 | |
| OTHER TRADING STAT | Shares traded | 268,800 | 2,900 | (265,900) | (98.92) | UGS | 0.26 | 0.26 | 0.26 |
| | | | | | | BIF | 0.50 | 0.49 | 0.50 |
| | | | | | | TZS | 0.42 | 0.41 | 0.41 |
| | | | | | | ZAR | 65.20 | 63.92 | 64.56 |
| Equity Turnover | 19,689,210 | 265,100 | (19,424,110) | (98.65) | Market Capitalization (Frw) | | | | |
| Number of deals | 8.00 | 4.00 | (4.00) | (50.00) | 3,461,421,061,282 | | | | |

4. INDICES



5. Bond market on 11/12/2020

A. Government bonds

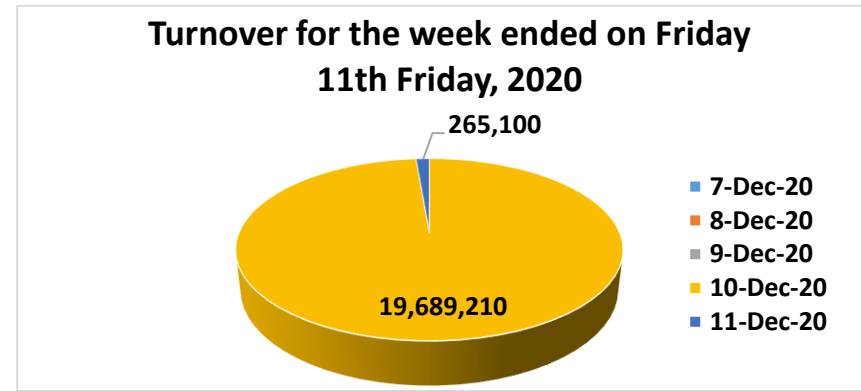
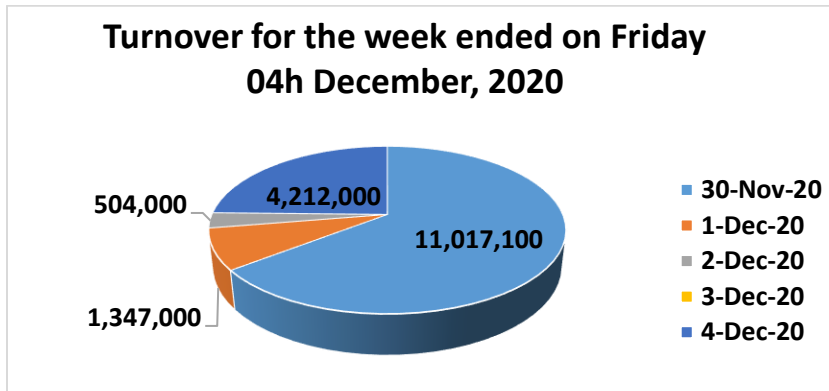
| ISIN-CODE | Status | Security | Maturity | Coupon rate | Close. Price | Prev. Price | Bids | Offers | Bond traded |
|--------------|-----------|-----------------|------------|-------------|--------------|-------------|------|--------|-------------|
| RW000A1ZTAM0 | | FXD4/2014/7yrs | 19/11/2021 | 12.475% | 108.75 | 106.85 | 0.00 | 0.00 | 0.00 |
| RW000A1Z2RJ7 | | FXD2/2015/10yrs | 25/05/2025 | 12.925% | 104 | 101.72 | 0.00 | 0.00 | 0.00 |
| RW000A187NK1 | | FDX1/2016/5yrs | 19/02/2021 | 12.00% | 103.4 | 103.32 | 0.00 | 0.00 | 0.00 |
| RW000A182K48 | | FXD2/2016/15Yrs | 09/05/2031 | 13.5% | 104.7 | 102 | 0.00 | 0.00 | 0.00 |
| RW000A185V91 | | FXD 3/2016/5Yrs | 20/08/2021 | 12.25% | 102 | 102 | 0.00 | 0.00 | 0.00 |
| RW000A19D0U5 | | FXD1/2017/5Yrs | 18/02/2022 | 12.375% | 104.8 | 102.2 | 0.00 | 0.00 | 0.00 |
| RW000A19JG53 | | FXD2/2017/7Yrs | 17/05/2024 | 12.675% | 104 | 100.05 | 0.00 | 0.00 | 0.00 |
| RW000A19NL84 | | FXD3/2017/5Yrs | 19/08/2022 | 12.200% | 105.5 | 105.51 | 0.00 | 0.00 | 0.00 |
| RW000A19S1Q4 | Re-opened | FXD4/2017/7Yrs | 15/11/2024 | 12.40% | 104 | 104.5 | 0.00 | 0.00 | 0.00 |
| RW000A19W8Z4 | | FXD1/2018/5Yrs | 17/02/2023 | 11.80% | 103 | 105 | 0.00 | 0.00 | 0.00 |
| RW000A19HS6 | Re-opened | FXD2/2018/10Yrs | 12/05/2028 | 12.50% | 104 | 100.2 | 0.00 | 0.00 | 0.00 |
| RW000A194997 | Re-opened | FXD3/2018/15Yrs | 05/08/2033 | 12.9% | 105.5 | 106.05 | 0.00 | 0.00 | 0.00 |
| RW000A2RUZ00 | | FXD4/2018/3Yrs | 19/11/2021 | 11.150% | 103.1 | 106.87 | 0.00 | 0.00 | 0.00 |
| RW000A2RYEG9 | Re-opened | FXD1/2019/7Yrs | 13/02/2026 | 11.850% | 102.6 | 104.9 | 0.00 | 0.00 | 0.00 |
| RW000A2R26W1 | Re-opened | FXD2/2019/5Yrs | 17/05/2024 | 11.300% | 102.8 | 101.7 | 0.00 | 0.00 | 0.00 |
| RW000A2R64M3 | Re-opened | FXD3/2019/20Yrs | 29/07/2039 | 13.250% | 101.3 | 104.52 | 0.00 | 0.00 | 0.00 |
| RW000A2SA2Y9 | Re-opened | FXD4/2019/3Yrs | 18/11/2022 | 10.950% | 104.549 | 103.37 | 0.00 | 0.00 | 0.00 |
| RW000A2SA2Z6 | Re-opened | FXD5/2019/7Yrs | 13/11/2026 | 11.550% | 104.7 | 103.4462 | 0.00 | 0.00 | 0.00 |
| RW000A2SB2X0 | | FXD1/2020/3Yrs | 20/01/2023 | 10.800% | 100 | 100 | 0.00 | 0.00 | 0.00 |
| RW000A28UBB2 | Re-opened | FXD2/2020/15Yrs | 02/02/2035 | 12.550% | 103.7 | 105.5 | 0.00 | 0.00 | 0.00 |
| RW000A28VKN6 | | FXD3/2020/3Yrs | 24/03/2023 | 10.650% | 101 | 102.2 | 0.00 | 0.00 | 0.00 |
| RW000A28XYS2 | Re-opened | FXD4/2020/10Yrs | 10/05/2030 | 12.150% | 104 | 102 | 0.00 | 0.00 | 0.00 |
| RW000A281XB8 | Re-opened | FXD5/2020/5Yrs | 18/08/2025 | 11.145% | 101.7 | 103.85 | 0.00 | 0.00 | 0.00 |

| | | | | | | | | |
|--------------|-----------------|------------|---------|--------|-------|------|------|------|
| RW000A281XA0 | FXD6/2020/20Yrs | 27/07/2040 | 13.150% | 104.45 | 103.1 | 0.00 | 0.00 | 0.00 |
| RW000A283W59 | FXD7/2020/7Yrs | 12/11/2027 | 11.435% | 101.7 | 100 | 0.00 | 0.00 | 0.00 |

WEEKLY REPORT ON 11/12/2020

1. EQUITY MARKET

| PREVIOUS WEEK | | | | THIS WEEK | | | | VARIATION | |
|------------------|----------------|-------------------|--------------|------------------|----------------|-------------------|--------------|------------------|--------------|
| Date | Volume | Value (Frw) | Deals | Date | Volume | Value (Frw) | Deals | Change in value | % |
| 30- November- 20 | 240,000 | 11,017,100 | 6.00 | 07- December- 20 | 0.00 | 0.00 | 0.00 | (11,017,100) | (100) |
| 01- December- 20 | 32,000 | 1,347,000 | 2.00 | 08- December- 20 | 0.00 | 0.00 | 0.00 | (1,347,000) | (100) |
| 02- December- 20 | 11,200 | 504,000 | 1.00 | 09- December- 20 | 0.00 | 0.00 | 0.00 | (504,000) | (100) |
| 03- December- 20 | 0.00 | 0.00 | 0.00 | 10- December- 20 | 268,800 | 19,689,210 | 8.00 | (19,689,210) | (100) |
| 04- December- 20 | 91,600 | 4,212,000 | 3.00 | 11- December- 20 | 2,900 | 265,100 | 4.00 | (3,946,900) | (93.70) |
| TOTAL | 374,800 | 17,080,100 | 12.00 | TOTAL | 271,700 | 19,954,310 | 12.00 | 2,874,210 | 16.82 |



1. BOND MARKET

During this week, the fixed income market recorded a total of Frw 108,576,500 worth of bonds traded in 7 deals between Frw 102.8 – 105.5.

