



## RWANDA STOCK EXCHANGE MARKET REPORT FOR FRIDAY 09TH FEBRUARY 2024

### 1. Market overview

- Today's trading session recorded a turnover of Frw 111,334,000 worth of bonds traded in 2 deals on the fixed-income market while the equities market remained quiet.
- RSI and ALSI remained constant to close at 115.69 and 144.47 respectively.
- Equities counters closed as follows: MTNR: Frw 170; BOK: Frw 300; IMR: 43; BLR: Frw 174; CMR: Frw 152; EQTY: Frw 440; KCB: Frw 328; NMG: Frw 1200; USL: Frw 104 and RHB: Frw 526

### • 2. Closing bell

At the end of the formal trading hours; On MTNR counter, there were outstanding offers of 945,200 shares between Frw 170 - 176 and no bids. On IMR counter, there were outstanding offers of 304,100 shares between Frw 43 - 45 and no bids. On BLR counter, there were outstanding offers of 339,300 shares between Frw 174 – 175 and no bids. On CMR counter, there were outstanding offers of 7,000 shares at Frw 152 and no bids. On BOK counter, there were outstanding bids of 10,000 shares at Frw 275 and outstanding offers of 5,000 at Frw 300.

On the bonds market, there were no outstanding bids and no outstanding offer

### 3. Equities Market on 09/02/2024

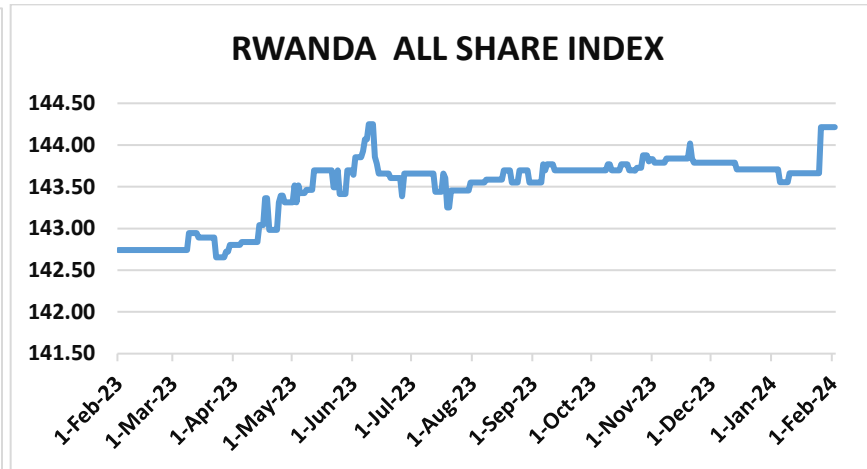
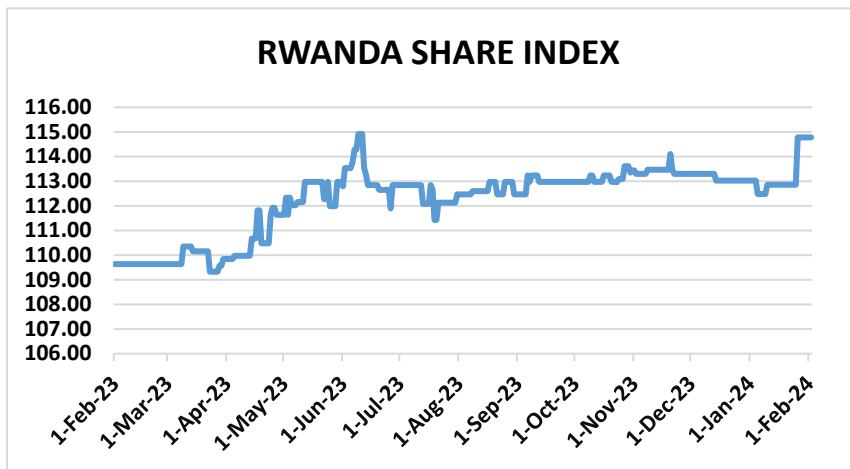
ISIN-CODE	Stock	Past 12 months		Today's session		Closing	Prev.	Change	Volume	Value
		High	Low	High	Low					
RW000A1JCYA5	BOK	295	265	0.00	0.00	300	300	0.00	0.00	0.00
RW000A1H63N6	BLR	180	160	0.00	0.00	174	174	0.00	0.00	0.00
KE0000000380	NMG	1,200	1,200	0.00	0.00	1,200	1,200	0.00	0.00	0.00
KE0000000315	KCB	370	328	0.00	0.00	328	328	0.00	0.00	0.00
KE0000000489	USL	104	104	0.00	0.00	104	104	0.00	0.00	0.00
KE0000000554	EQTY	440	440	0.00	0.00	440	440	0.00	0.00	0.00
RW000A2DN989	IMR	45	42	0.00	0.00	43	43	0.00	0.00	0.00
ZAE000244737	RHB	526	526	0.00	0.00	526	526	0.00	0.00	0.00
RW000A2QAPH5	CMR	132	120	0.00	0.00	152	152	0.00	0.00	0.00
RW000A3CNNB4	MTNR	180	170	0.00	0.00	170	170	0.00	0.00	0.00

Market Status	
08h50-08h59	Pre-Open
09h00-12h00	Open
12h00-08h50	Close

### 3. INDICES

INDICES	Previous	Today	Points	Change %
RSI	115.69	115.69	0.00	0.00
ALSI	144.47	144.47	0.00	0.00
<b>OTHER TRADING STAT</b>				
Shares traded	7,100	0.00	(7,100)	(100.00)
Equity Turnover	1,385,300	0.00	(1,385,300)	(100.00)
Number of deals	5.00	0.00	(5.00)	(100.00)

Exchange rate against Frw as at 09/02/2024			
Currency	Sell	Buy	Average
USD	1,288.69	1,263.42	1,276.06
KES	8.05	7.89	7.97
UGS	0.33	0.32	0.33
BIF	0.45	0.44	0.44
TZS	0.50	0.49	0.50
ZAR	68.02	66.68	67.35
<b>Market Capitalization (Frw)</b>			
<b>3,689,790,266,800</b>			



5. Bond market on 09/02/2024

A. Government bonds

ISIN-CODE	Status	Security	Maturity	Coupon rate	Close. Price	Prev. Price	Bids	Offers	Bond traded
RW000A1Z2RJ7		FXD2/2015/10yrs	25/05/2025	12.925%	109.13	109.13	0.00	0.00	0.00
RW000A182K48		FXD2/2016/15Yrs	09/05/2031	13.5%	102	102	0.00	0.00	0.00
RW000A19JG53		FXD2/2017/7Yrs	17/05/2024	12.675%	107.42	107.42	0.00	0.00	0.00
RW000A19S1Q4	Re-opened	FXD4/2017/7Yrs	15/11/2024	12.40%	100.1	100.1	0.00	0.00	0.00
RW000A19HS6	Re-opened	FXD2/2018/10Yrs	12/05/2028	12.50%	105.37	105.37	0.00	0.00	0.00
RW000A194997	Re-opened	FXD3/2018/15Yrs	05/08/2033	12.9%	106	106	0.00	0.00	0.00
RW000A2RYEG9	Re-opened	FXD1/2019/7Yrs	13/02/2026	11.850%	104	104	0.00	0.00	0.00
RW000A2R26W1	Re-opened	FXD2/2019/5Yrs	17/05/2024	11.300%	102.8	102.8	0.00	0.00	0.00
RW000A2R64M3	Re-opened	FXD3/2019/20Yrs	29/07/2039	13.250%	105.6	105.6	0.00	0.00	0.00
RW000A2SA2Z6	Re-opened	FXD5/2019/7Yrs	13/11/2026	11.550%	100.26	100.26	0.00	0.00	0.00
RW000A28UBB2	Re-opened	FXD2/2020/15Yrs	02/02/2035	12.550%	104	104	0.00	0.00	0.00
RW000A28XYS2	Re-opened	FXD4/2020/10Yrs	10/05/2030	12.150%	101.05	101.05	0.00	0.00	0.00
RW000A281XB8	Re-opened	FXD5/2020/5Yrs	18/08/2025	11.145%	102.9495	102.9495	0.00	0.00	0.00
RW000A281XA0	Re-opened	FXD6/2020/20Yrs	27/07/2040	13.150%	106	104.06	0.00	0.00	6,000,000
RW000A283W59	Re-opened	FXD7/2020/7Yrs	12/11/2027	11.435%	101.5	101.5	0.00	0.00	0.00
RW000A3KMCV0		FXD1/2021/5Yrs	13/02/2026	11.00%	103.96	103.96	0.00	0.00	0.00

<b>RW000A3KMCW8</b>	Re-opened	FXD2/2021/10Yrs	07/02/2031	12.00%	104.974	104.8	0.00	0.00	100,000,000
<b>RW000A3KQVN8</b>	Re-opened	FXD3/2021/15Yrs	02/05/2036	12.50%	103	103	0.00	0.00	0.00
<b>RW000A3KVKE0</b>	Re-opened	FXD4/2021/20Yrs	26/07/2041	13.00%	106	106	0.00	0.00	0.00
<b>RW000A3KZPF7</b>		FXD5/2021/3Yrs	15/11/2024	10.650%	101.8	101.8	0.00	0.00	0.00
<b>RW000A3KZPG5</b>	Re-opened	FXD6/2021/7Yrs	10/11/2028	11.425%	102.8	102.8	0.00	0.00	0.00
<b>RW000A3K2MS4</b>		FXD1/2022/5Yrs	12/02/2027	11.00%	106.3	106.3	0.00	0.00	0.00
<b>RW000A3K5X77</b>	Re-opened	FXD2/2022/10Yrs	07/05/2032	12.15%	101	101	0.00	0.00	0.00
<b>RW000A3K7Y09</b>		FXD3/2022/3Yrs	18/07/2025	10.85%	104	104	0.00	0.00	0.00
<b>RW000A3K8U10</b>	Re-opened	FXD4/2022/15Yrs	31/07/2037	12.75%	103.06	103.06	0.00	0.00	0.00
<b>RW000A3LBNN5</b>	Re-opened	FXD5/2022/7Yrs	09/11/2029	11.75%	101	101	0.00	0.00	0.00
<b>RW000A3LDF00</b>	Re-opened	FXD1/2023/20Yrs	26/12/2042	13.15%	101	101	0.00	0.00	0.00
<b>RW000A3LJQT8</b>	Re-opened	FXD2/2023/5Yrs	16/06/2028	11.76%	105.3	105.3	0.00	0.00	0.00
<b>RW000A3LJQS0</b>	Re-opened	FXD3/2023/10Yrs	10/06/2033	12.77%	105.7	105.7	0.00	0.00	0.00
<b>RW000A3LLK60</b>		FXD4/2023/3Yrs	17/07/2026	11.57%	100.2	100.2	0.00	0.00	0.00
<b>RW000A3LMEN1</b>	Re-opened	FXD5/2023/15Yrs	30/07/2038	13.00%	100	100	0.00	0.00	0.00
<b>RW000A3LRM62</b>		FXD6/2023/7Yrs	08/11/2030	12.175%	100.29	100.29	0.00	0.00	0.00
<b>RW000A3LT8N4</b>		FXD1/2024/20Yrs	25/12/2043	13.290%	100.95	100.95	0.00	0.00	0.00

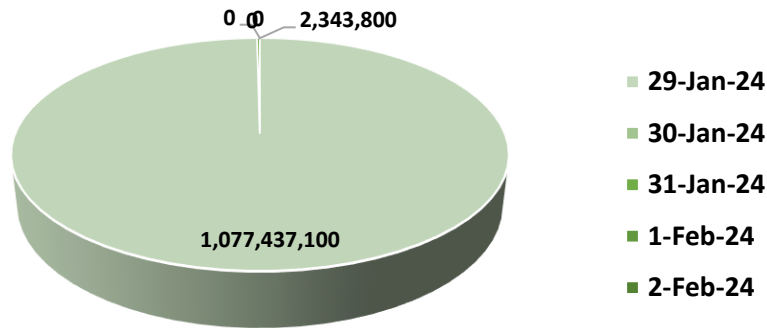
#### B. Corporate bonds

ISIN-CODE	Status	Security	Maturity	Coupon rate	Close. Price	Prev. Price	Bids	Offers	Bond traded
<b>RW000A3KU2U0</b>		ECTL/2021/10Yrs	11/06/2031	13.75%	101.2	101.2	0.00	0.00	0.00
<b>RW000A3LPP95</b>		BSLB/2023/7YRS	11/10/2030	12.85%	101.44	101.44	0.00	0.00	0.00

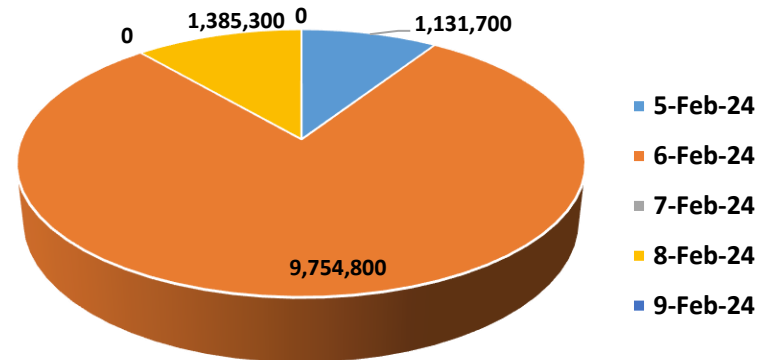
6.1 WEEKLY REPORT ON 09/02/2024  
 6.2 EQUITY MARKET

PREVIOUS WEEK				THIS WEEK				VARIATION	
Date	Volume	Value (Frw)	Deals	Date	Volume	Value (Frw)	Deals	Change in value	%
29-Jan-24	27,610,000	1,077,437,100	4.00	05-Feb-24	5,000	1,131,700	3.00	-1,076,305,400	-99.89
30-Jan-24	0.00	0.00	0.00	06-Feb-24	35,200	9,754,800	3.00	9,754,800	100.00
31-Jan-24	32,400	2,343,800	5.00	07-Feb-24	0.00	0.00	0.00	-2,343,800	-100.00
01-Feb-24	0.00	0.00	2.00	08-Feb-24	7,100	1,385,300	5.00	1,385,300	100.00
02-Feb-24	0.00	0.00	0.00	09-Feb-24	0.00	0.00	0.00	0.00	0.00
<b>TOTAL</b>	<b>27,642,400</b>	<b>1,079,780,900</b>	<b>9.00</b>	<b>TOTAL</b>	<b>47,300</b>	<b>12,271,800</b>	<b>11.00</b>	<b>-1,067,509,100</b>	<b>-98.86</b>

**TURNOVER FOR THE WEEK ENDED ON FRIDAY 02ND FEBRUARY 2024**



**TURNOVER FOR THE WEEK ENDED ON FRIDAY 09TH FEBRUARY 2024**



**6.3 BOND MARKET:** During this week, the fixed income market recorded Frw 818,288,100 worth of bonds traded in 13 deals between Frw 100.59 – 106.