



RWANDA STOCK EXCHANGE MARKET REPORT FOR FRIDAY 08TH DECEMBER 2023

1. Market overview

- Today's trading session recorded a total turnover of Frw 9,977,100 from 60,400 shares traded in 5 deals on the equities market and 20,840,000 worth of bonds traded in 1 deal on the fixed-income market.
- RSI and ALSI remained constant to close at 113.30 and 143.78 respectively.
- BOK counter closed at Frw 295 (Frw 295 previous). The trading session recorded a total turnover of Frw 796,500 from 2,700 shares in 3 deals.
- BLR counter closed at Frw 174 (Frw 174 previous). The trading session recorded a total turnover of Frw 9,180,600 from 57,700 shares in 2 deals.
- Equities counters closed as follows: BLR: Frw 174; BOK: Frw 295; IMR: Frw 44; CMR: Frw 132; MTNR: Frw 170; EQTY: Frw 440; KCB: Frw 328; NMG: Frw 1200; USL: Frw 104 and RHB: Frw 526

• 2. Closing bell

At the end of the formal trading hours; On MTNR counter, there were outstanding offers of 763,700 shares between Frw 170-175 and no bids. On IMR counter, there were outstanding offers of 293,600 shares between Frw 44-45 and no bids. On BLR counter, there were outstanding offers of 361,500 shares between Rwf 174-175 and no bids. On CMR counter, there were an outstanding bid of 14,200 shares at Frw 132 and no offer. On BOK counter, there were outstanding bid of 10,000 shares at Frw 275 and an outstanding offer of 2,600 shares at Frw 300.

On the bonds market, there were an outstanding offer of Frw 50,000,000 at Frw 103.8 and no bid.

3. Equities Market on 08/12/2023

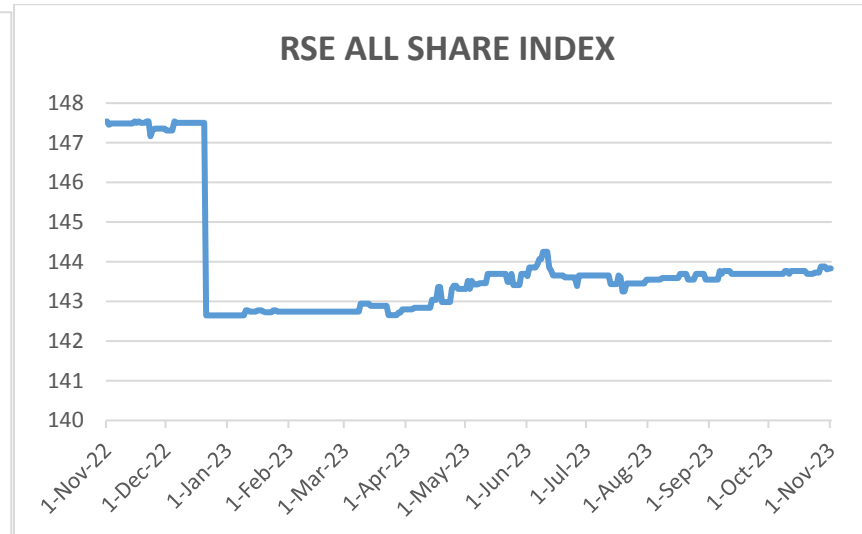
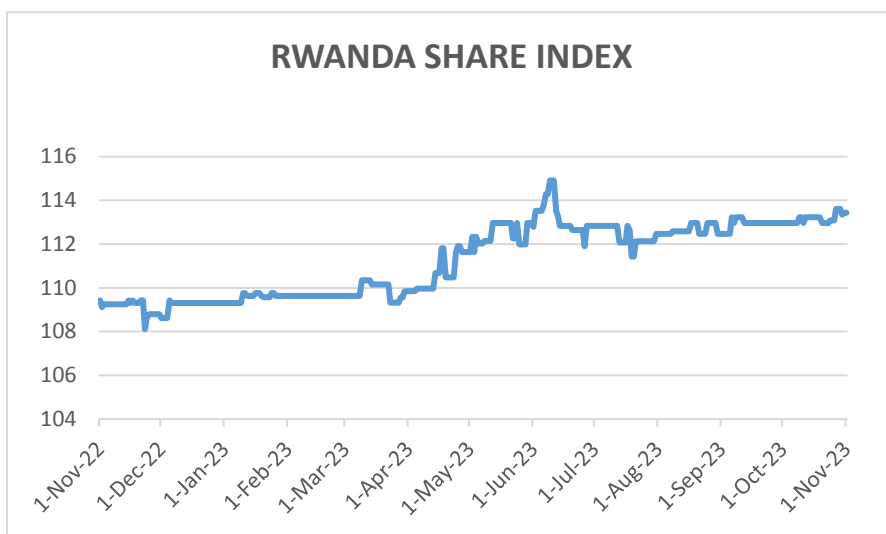
ISIN-CODE	Stock	Past 12 months		Today's session		Closing	Prev.	Change	Volume	Value
		High	Low	High	Low					
RW000A1JCYA5	BOK	295	265	295	295	295	295	0.00	2,700	796,500
RW000A1H63N6	BLR	180	160	174	158	174	174	0.00	57,700	9,180,600
KE0000000380	NMG	1,200	1,200	0.00	0.00	1,200	1,200	0.00	0.00	0.00
KE0000000315	KCB	370	328	0.00	0.00	328	328	0.00	0.00	0.00
KE0000000489	USL	104	104	0.00	0.00	104	104	0.00	0.00	0.00
KE0000000554	EQTY	440	440	0.00	0.00	440	440	0.00	0.00	0.00
RW000A2DN989	IMR	45	42	0.00	0.00	44	44	0.00	0.00	0.00
ZAE000244737	RHB	526	526	0.00	0.00	526	526	0.00	0.00	0.00
RW000A2QAPH5	CMR	132	120	0.00	0.00	132	132	0.00	0.00	0.00
RW000A3CNNB4	MTNR	180	170	0.00	0.00	170	170	0.00	0.00	0.00

Market Status	
08h50-08h59	Pre-Open
09h00-12h00	Open
12h00-08h50	Close

3. INDICES

INDICES	Previous	Today	Points	Change %
RSI	113.30	113.30	0.00	0.00
ALSI	143.78	143.78	0.00	0.00
OTHER TRADING STAT				
Shares traded	100	60,400	60,300	60,300
Equity Turnover	29,500	9,977,100	9,947,600	33,720.68
Number of deals	1.00	5.00	4.00	400.00

Exchange rate against Frw as at 08/12/2023			
Currency	Sell	Buy	Average
USD	1,264.37	1,239.58	1,251.97
KES	8.23	8.07	8.15
UGS	0.33	0.32	0.33
BIF	0.44	0.43	0.44
TZS	0.50	0.49	0.50
ZAR	67.45	66.79	66.13
Market Capitalization (Frw)			
3,672,289,909,890			



5. Bond market on 08/12/2023

A. Government bonds

ISIN-CODE	Status	Security	Maturity	Coupon rate	Close. Price	Prev. Price	Bids	Offers	Bond traded
RW000A1Z2RJ7		FXD2/2015/10yrs	25/05/2025	12.925%	109.13	109.13	0.00	0.00	0.00
RW000A182K48		FXD2/2016/15Yrs	09/05/2031	13.5%	101	101	0.00	0.00	0.00
RW000A19JG53		FXD2/2017/7Yrs	17/05/2024	12.675%	107.42	107.42	0.00	0.00	0.00
RW000A19S1Q4	Re-opened	FXD4/2017/7Yrs	15/11/2024	12.40%	100.1	100.1	0.00	0.00	0.00
RW000A19HS6	Re-opened	FXD2/2018/10Yrs	12/05/2028	12.50%	100.1	100.1	0.00	0.00	0.00
RW000A194997	Re-opened	FXD3/2018/15Yrs	05/08/2033	12.9%	101	101	0.00	0.00	0.00
RW000A2RYEG9	Re-opened	FXD1/2019/7Yrs	13/02/2026	11.850%	103	103	0.00	0.00	0.00
RW000A2R26W1	Re-opened	FXD2/2019/5Yrs	17/05/2024	11.300%	102.8	102.8	0.00	0.00	0.00
RW000A2R64M3	Re-opened	FXD3/2019/20Yrs	29/07/2039	13.250%	104.2	103.9	0.00	0.00	20,000,000
RW000A2SA2Z6	Re-opened	FXD5/2019/7Yrs	13/11/2026	11.550%	100.26	100.26	0.00	0.00	0.00
RW000A28UBB2	Re-opened	FXD2/2020/15Yrs	02/02/2035	12.550%	100.07	100.07	0.00	103.8	0.00
RW000A28XYS2	Re-opened	FXD4/2020/10Yrs	10/05/2030	12.150%	104.84	104.84	0.00	0.00	0.00
RW000A281XB8	Re-opened	FXD5/2020/5Yrs	18/08/2025	11.145%	102.9495	102.9495	0.00	0.00	0.00
RW000A281XA0	Re-opened	FXD6/2020/20Yrs	27/07/2040	13.150%	103.7	103.7	0.00	0.00	0.00

RW000A283W59	Re-opened	FXD7/2020/7Yrs	12/11/2027	11.435%	101.5	101.5	0.00	0.00	0.00
RW000A3KMCV0		FXD1/2021/5Yrs	13/02/2026	11.00%	101	101	0.00	0.00	0.00
RW000A3KMCW8	Re-opened	FXD2/2021/10Yrs	07/02/2031	12.00%	102.46	102.46	0.00	0.00	0.00
RW000A3KQVN8	Re-opened	FXD3/2021/15Yrs	02/05/2036	12.50%	100.052	100.052	0.00	0.00	0.00
RW000A3KVKE0	Re-opened	FXD4/2021/20Yrs	26/07/2041	13.00%	104	104	0.00	0.00	0.00
RW000A3KZPF7		FXD5/2021/3Yrs	15/11/2024	10.650%	101.163	101.163	0.00	0.00	0.00
RW000A3KZPG5	Re-opened	FXD6/2021/7Yrs	10/11/2028	11.425%	102.8	102.8	0.00	0.00	0.00
RW000A3K2MS4		FXD1/2022/5Yrs	12/02/2027	11.00%	100.001	100.001	0.00	0.00	0.00
RW000A3K5X77	Re-opened	FXD2/2022/10Yrs	07/05/2032	12.15%	101	101	0.00	0.00	0.00
RW000A3K7Y09		FXD3/2022/3Yrs	18/07/2025	10.85%	104	104	0.00	0.00	0.00
RW000A3K8U10	Re-opened	FXD4/2022/15Yrs	31/07/2037	12.75%	103.6	103.6	0.00	0.00	0.00
RW000A3LBNN5	Re-opened	FXD5/2022/7Yrs	09/11/2029	11.75%	101	101	0.00	0.00	0.00
RW000A3LDF00	Re-opened	FXD1/2023/20Yrs	26/12/2042	13.15%	103.5	103.5	0.00	0.00	0.00
RW000A3LJQT8		FXD2/2023/5Yrs	16/06/2028	11.76%	105.3	105.3	0.00	0.00	0.00
RW000A3LJQS0	Re-opened	FXD3/2023/10Yrs	10/06/2033	12.77%	105.7	105.7	0.00	0.00	0.00
RW000A3LLK60		FXD4/2023/3YRS	17/07/2026	11.565%	100.2	100.2	0.00	0.00	0.00
RW000A3LMEN1		FXD5/2023/15Yrs	30/07/2038	13.000%	100	100	0.00	0.00	0.00
RW000A3LRM62		FXD6/2023/7YRS	08/11/2030	12.175%	100.29	100.29	0.00	0.00	0.00

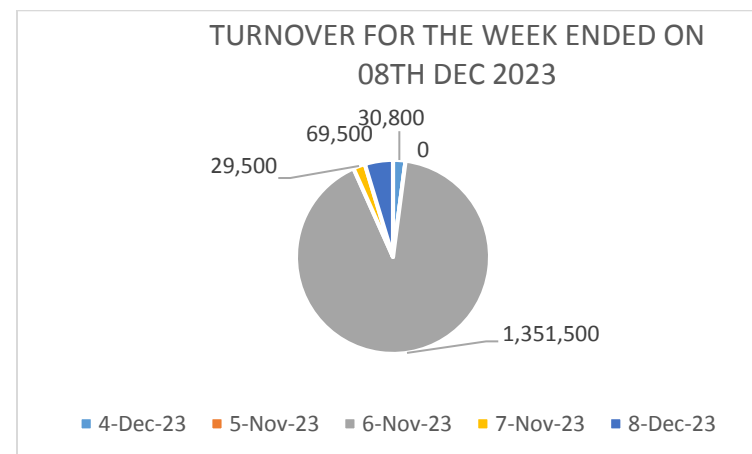
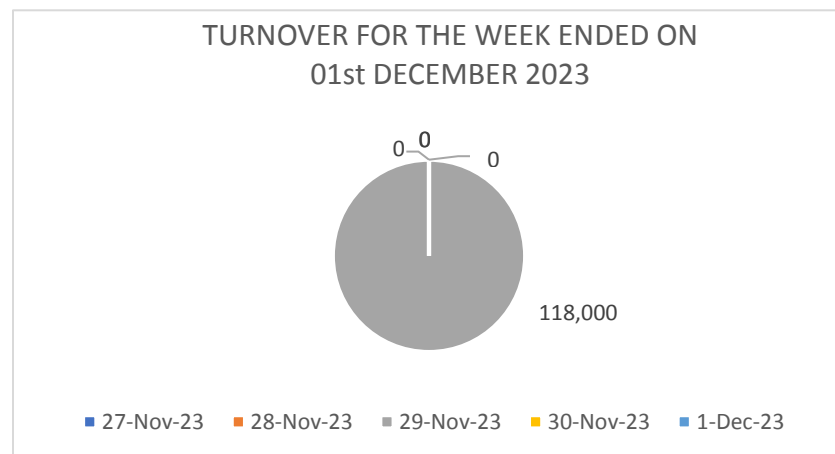
B. Corporate bonds

ISIN-CODE	Status	Security	Maturity	Coupon rate	Close Price	Prev. Price	Bids	Offers	Bond traded
RW000A3KU2U0		ECTL/2021/10Yrs	11/06/2031	13.75%	101.2	101.2	0.00	0.00	0.00
RW000A3LPP95		BSLB/2023/7YRS	11/10/2030	12.85%	101.44	101.44	0.00	0.00	0.00

6. WEEKLY REPORT 08/12/2023

6.1. EQUITY MARKET

WEEK				THIS WEEK				VARIATION	
Date	Volume	Value (Frw)	Deals	Date	Volume	Value (Frw)	Deals	Change in value	%
27-Nov-23	-	-	-	04-Dec-23	700	30,800	1.00	30,800	100.00
28-Nov-23	-	-	-	05-Nov-23	-	-	-	-	-
29-Nov-23	400	118,000	2.00	06-Nov-23	8,300	1,351,500	5.00	1,233,500	(1,045.33)
30-Nov-23	-	-	-	07-Nov-23	100	29,500	1.00	29,500	100.00
01-Nov-23	-	-	-	08-Dec-23	60,400	9,977,100	5.00	9,977,100	100.00
TOTAL	400.00	118,000.00	2.00	TOTAL	69,500	11,388,900	12.00	11,270,900	9,551.61



6.2 BOND MARKET: During this week; the fixed income market recorded Frw 368,787,000 worth of bonds traded in 8 deals between Frw 100.052– 104.2.