



## RWANDA STOCK EXCHANGE MARKET REPORT FOR FRIDAY 07<sup>TH</sup> MAY 2021

### 1. Market overview

- The trading session recorded a total of Frw 5,544,000 from 78,400 shares traded in 4 deals on the equities market while the fixed income market remained quiet.
- RSI and ALSI remained constant to close at 114.85 and 149.08 respectively.
- IMR counter closed at Frw 45 (Frw 45 previous). The trading session recorded a total turnover of Frw 3,123,000 from 69,400 shares traded in 2 deals.
- MTNR counter closed at Frw 269 (Frw 269 previous). The trading session recorded a total turnover of Frw 2,421,000 from 9,000 shares traded in 2 deals.
- Equities counters closed as follows: BLR: Frw 115; BOK: Frw 235; CMR: Frw 120;; EQTY: Frw 440; KCB: Frw 370; NMG: Frw 1200; USL: Frw 104 and RHB: Frw 526

### 2. Closing bell

At the end of the formal trading hours; on BOK counter, there were outstanding offers of 22,900 shares at Frw 235 and no bids. On IMR counter, there was an outstanding offer of 105,500 shares at Frw 45 and no bids. On MTNR counter, there were outstanding offers of 362,000 shares between Frw 260-269 and no bids. On BLR counter, there was an outstanding bid of 4,700 shares at Frw 115 and no offer.

On bonds market; there were no offers and no bids.

### 3. Equities Market on 07/05/2021

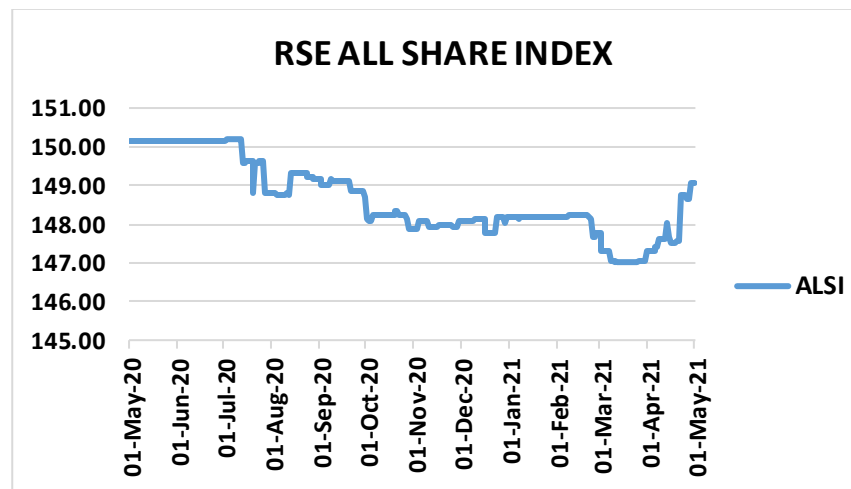
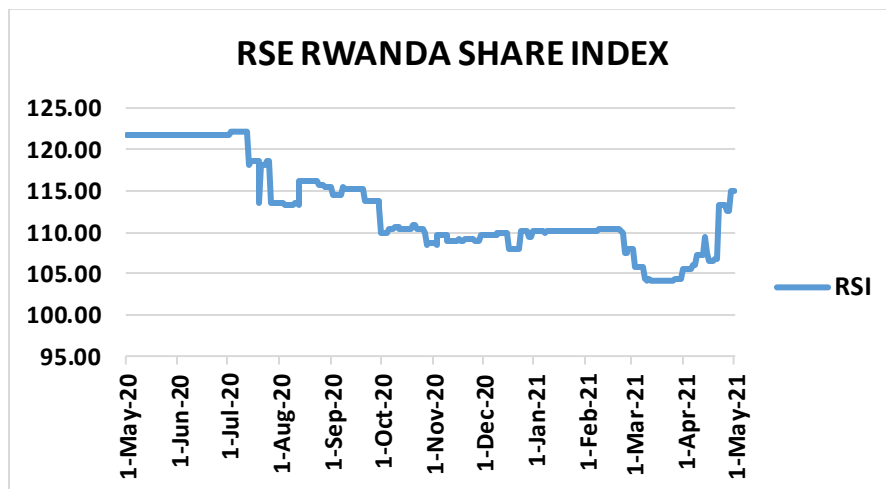
ISIN-CODE	Stock	Past 12 months		Today's session		Closing	Prev.	Change	Volume	Value
		High	Low	High	Low					
RW000A1JCYA5	BOK	260	225	0.00	0.00	235	235	0.00	0.00	0.00
RW000A1H63N6	BLR	139	100	0.00	0.00	115	115	0.00	0.00	0.00
KE0000000380	NMG	1,200	1,200	0.00	0.00	1,200	1,200	0.00	0.00	0.00
KE0000000315	KCB	370	370	0.00	0.00	370	370	0.00	0.00	0.00
KE0000000489	USL	104	104	0.00	0.00	104	104	0.00	0.00	0.00
KE0000000554	EQTY	440	440	0.00	0.00	440	440	0.00	0.00	0.00
RW000A2DN989	IMR	90	42	45	45	45	45	+0.00	69,400	3,123,000
ZAE000244737	RHB	526	526	0.00	0.00	526	526	0.00	0.00	0.00
RW000A2QAPH5	CMR	120	120	0.00	0.00	120	120	0.00	0.00	0.00
RW000A3CNNB4	MTNR	269	269	269	269	269	269	+0.00	9,000	2,421,000

Market Status	
08h50-08h59	Pre- Open
09h00-12h00	Open
12h00-08h50	Close

INDICES	Previous	Today	Points	Change %
RSI	114.85	114.85	+0.00	+0.00
ALSI	149.08	149.08	+0.00	+0.00
<b>OTHER TRADING STAT</b>				
Shares traded	31,100	78,400	47,300	152.09
Equity Turnover	1,399,500	5,544,000	4,144,500	296.14
Number of deals	2.00	4.00	2.00	100.00

Exchange rate against Frw as at 07/05/2021			
Currency	Sell	Buy	Average
USD	992.08	972.63	982.36
KES	9.28	9.10	9.19
UGS	0.27	0.27	0.27
BIF	0.50	0.49	0.49
TZS	0.42	0.41	0.42
ZAR	69.82	68.45	69.14
<b>Market Capitalization (Frw)</b>			
<b>3,510,285,509,366</b>			

#### 4. INDICES



#### 5. Bond market on 07/05/2021

##### A. Government bonds

ISIN-CODE	Status	Security	Maturity	Coupon rate	Close. Price	Prev. Price	Bids	Offers	Bond traded
RW000A1ZTAM0		FXD4/2014/7yrs	19/11/2021	12.475%	101	101	0.00	0.00	0.00
RW000A1Z2RJ7		FXD2/2015/10yrs	25/05/2025	12.925%	103	103	0.00	0.00	0.00
RW000A182K48		FXD2/2016/15Yrs	09/05/2031	13.5%	103.5	103.5	0.00	0.00	0.00
RW000A185V91		FXD 3/2016/5Yrs	20/08/2021	12.25%	102.5	102.5	0.00	0.00	0.00
RW000A19D0U5		FXD1/2017/5Yrs	18/02/2022	12.375%	103.5	103.5	0.00	0.00	0.00
RW000A19JG53		FXD2/2017/7Yrs	17/05/2024	12.675%	104.1	104.1	0.00	0.00	0.00
RW000A19NL84		FXD3/2017/5Yrs	19/08/2022	12.200%	103	103	0.00	0.00	0.00
RW000A19S1Q4	Re-opened	FXD4/2017/7Yrs	15/11/2024	12.40%	103.6	103.6	0.00	0.00	0.00
RW000A19W8Z4		FXD1/2018/5Yrs	17/02/2023	11.80%	104.5	104.5	0.00	0.00	0.00
RW000A19HS6	Re-opened	FXD2/2018/10Yrs	12/05/2028	12.50%	103	103	0.00	0.00	0.00
RW000A194997	Re-opened	FXD3/2018/15Yrs	05/08/2033	12.9%	100.5	100.5	0.00	0.00	0.00
RW000A2RUZ00		FXD4/2018/3Yrs	19/11/2021	11.150%	104.485	104.485	0.00	0.00	0.00
RW000A2RYEG9	Re-opened	FXD1/2019/7Yrs	13/02/2026	11.850%	101.8	101.8	0.00	0.00	0.00
RW000A2R26W1	Re-opened	FXD2/2019/5Yrs	17/05/2024	11.300%	105	105	0.00	0.00	0.00
RW000A2R64M3	Re-opened	FXD3/2019/20Yrs	29/07/2039	13.250%	104.4	104.4	0.00	0.00	0.00
RW000A2SA2Y9	Re-opened	FXD4/2019/3Yrs	18/11/2022	10.950%	104.369	104.369	0.00	0.00	0.00
RW000A2SA2Z6	Re-opened	FXD5/2019/7Yrs	13/11/2026	11.550%	104.7	104.7	0.00	0.00	0.00
RW000A2SB2X0		FXD1/2020/3Yrs	20/01/2023	10.800%	103	103	0.00	0.00	0.00
RW000A28UBB2	Re-opened	FXD2/2020/15Yrs	02/02/2035	12.550%	100.5	100.5	0.00	0.00	0.00

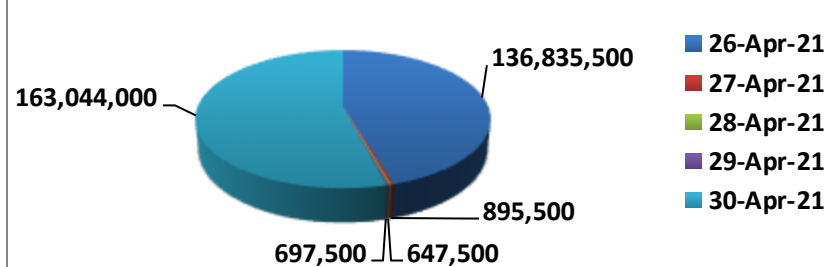
<b>RW000A28VKN6</b>		FXD3/2020/3Yrs	24/03/2023	10.650%	103.1	103.1	0.00	0.00	0.00
<b>RW000A28XYS2</b>	Re-opened	FXD4/2020/10Yrs	10/05/2030	12.150%	105.3	105.3	0.00	0.00	0.00
<b>RW000A281XB8</b>	Re-opened	FXD5/2020/5Yrs	18/08/2025	11.145%	101	101	0.00	0.00	0.00
<b>RW000A281XA0</b>	Re-opened	FXD6/2020/20Yrs	27/07/2040	13.150%	103.5	103.5	0.00	0.00	0.00
<b>RW000A283W59</b>	Re-opened	FXD7/2020/7Yrs	12/11/2027	11.435%	104.5	104.5	0.00	0.00	0.00
<b>RW000A3KMCV0</b>		FXD1/2021/5Yrs	13/02/2026	11.00%	100	100	0.00	0.00	0.00
<b>RW000A3KMCW8</b>		FXD2/2021/10Yrs	07/02/2031	12.00%	103.94	103.94	0.00	0.00	0.00

## 6. WEEKLY REPORT ON 07/05/2021

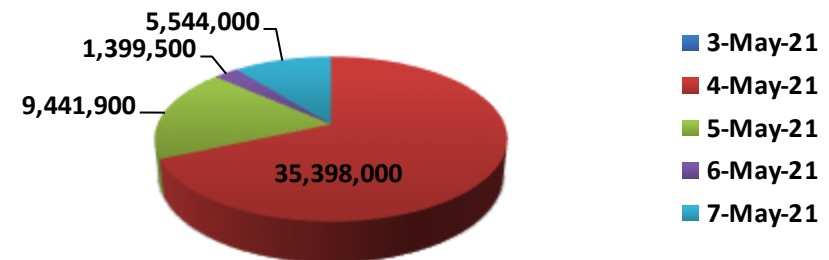
### 1. EQUITY MARKET

PREVIOUS WEEK				THIS WEEK				VARIATION	
Date	Volume	Value (Frw)	Deals	Date	Volume	Value (Frw)	Deals	Change in value	%
<b>26-Apr-21</b>	704,700	136,835,500	10	<b>03-May-21</b>	-	-	-	(136,835,500)	(100)
<b>27-Apr-21</b>	19,900	895,500	2	<b>04-May-21</b>	766,400	35,398,000	4	34,502,500	3852.87
<b>28-Apr-21</b>	8,500	647,500	3	<b>05-May-21</b>	35,100	9,441,900	1	8,794,400	1358.20
<b>29-Apr-21</b>	9,000	697,500	7	<b>06-May-21</b>	31,100	1,399,500	2	702,000	100.64
<b>30-Apr-21</b>	1,486,200	163,044,000	4	<b>07-May-21</b>	78,400	5,544,000	4	(157,500,000)	(96.59)
<b>TOTAL</b>	<b>2,228,300</b>	<b>302,120,000</b>	<b>26.00</b>	<b>TOTAL</b>	<b>911,000</b>	<b>51,783,400</b>	<b>11</b>	<b>(250,336,600)</b>	<b>(82.85)</b>

Turnover for the week ended on Friday 30th April, 2021



Turnover for the week ended on Friday 07th May, 2021



2. **BOND MARKET:** During this week, the fixed income recorded Frw 7,830,500 worth of bonds traded in 2 deals between Frw 104.4 -104.5

## 7. CORPORATE NEWS

- **The Directors of KCB Group Plc. (the “Group”) have recommended a first and final dividend of Kes. 1.00 on the issued and paid up share capital of the company subject to shareholders approval. The final dividend will be payable to the members of the company on the share register at the close of business on 26 April 2021. If approved, the full dividend per share for the year ended 31 December 2020 will be Kes. 1.00 for each ordinary share.**
- **The Equity Group Holdings Board of Directors did not recommend payment of a dividend in respect of the year ended 31 December 2020 subject to the next Annual General Meeting.**
- **The BK Group Plc Board of Directors reiterates that the dividends of Frw 14.4 per ordinary share as approved in the Annual General Meeting on 20<sup>th</sup> May 2020 will be disbursed immediately after Central Bank approval. Consequently, Directors do not recommend any dividend distribution in respect of FY2020 to preserve liquidity and capital.**
- **The Directors of BRALIRWA Plc have proposed a payment of cash dividend for 2020 of Frw 8.75 per share Subject to approval of shareholders at the BRALIRWA Plc Annual General Meeting scheduled on 20<sup>th</sup> May 2021, the said dividend will be paid on 20<sup>th</sup> June 2021 subject to withholding tax. The book close date for BRALIRWA shares will be 25<sup>th</sup> May 2021 such that the final dividend will be paid to all shareholders whose name(s) appear in the register of Shareholders at close of business on 25<sup>th</sup> May 2021.**