



## RWANDA STOCK EXCHANGE MARKET REPORT FOR FRIDAY 07<sup>TH</sup> JULY 2023

### 1. Market overview

- The trading session recorded a turnover of Frw 29,017,000 from 103,600 BOK shares traded in 1 deal on the equities market and Frw 5,050,000 worth of bonds traded in 1 deal on the fixed-income market.
- RSI and ALSI remained constant to close at 112.83 and 143.65 respectively.
- BOK counter closed at Frw 286 (Frw 286 previous). The trading session recorded a total turnover of Frw 29,017,000 from 103,600 shares traded in 1 deal.
- Equities counters closed as follows: BLR: Frw 175; BOK: Frw 286; IMR: Frw 45; CMR: Frw 132; MTNR: Frw 172; EQTY: Frw 440; KCB: Frw 328; NMG: Frw 1200; USL: Frw 104 and RHB: Frw 526

### 2. Closing bell

At the end of the formal trading hours; On MTNR counter, there were outstanding offers of 578,100 shares between Frw 172-180 and no bids. On IMR counter, there were outstanding offers of 228,200 shares at Frw 45 and no bids. On BLR counter, there were outstanding offers of 170,600 shares between Frw 175-179 and an outstanding bid of 253,100 shares at Frw 165. On CMR counter, there was an outstanding offer of 100,000 shares at Frw 132 and no bids.

On the bonds market, there were outstanding offers of Frw 33,800,000 worth of bonds between Frw 100.2-101 and no bids.

### 3. Equities Market on 06/07/2023

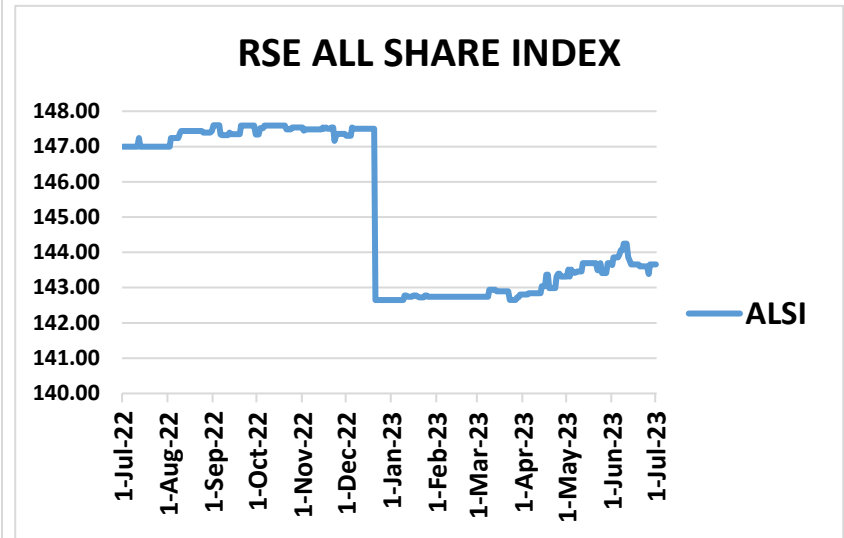
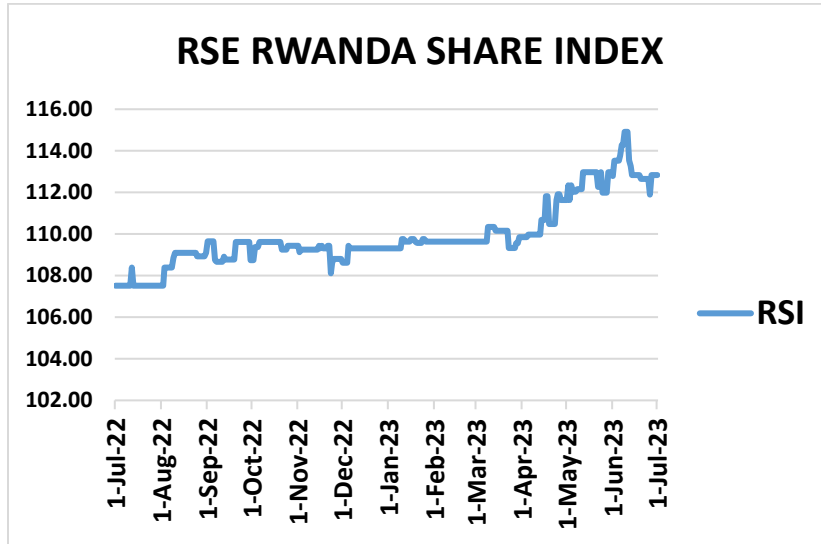
| ISIN-CODE    | Stock | Past 12 months |       | Today's session |      | Closing | Prev. | Change | Volume  | Value      |
|--------------|-------|----------------|-------|-----------------|------|---------|-------|--------|---------|------------|
|              |       | High           | Low   | High            | Low  |         |       |        |         |            |
| RW000A1JCYA5 | BOK   | 291            | 245   | 286             | 285  | 286     | 286   | +0.00  | 103,600 | 29,017,000 |
| RW000A1H63N6 | BLR   | 180            | 125   | 0.00            | 0.00 | 175     | 175   | 0.00   | 0.00    | 0.00       |
| KE0000000380 | NMG   | 1,200          | 1,200 | 0.00            | 0.00 | 1,200   | 1,200 | 0.00   | 0.00    | 0.00       |
| KE0000000315 | KCB   | 370            | 328   | 0.00            | 0.00 | 328     | 328   | 0.00   | 0.00    | 0.00       |
| KE0000000489 | USL   | 104            | 104   | 0.00            | 0.00 | 104     | 104   | 0.00   | 0.00    | 0.00       |
| KE0000000554 | EQTY  | 440            | 440   | 0.00            | 0.00 | 440     | 440   | 0.00   | 0.00    | 0.00       |
| RW000A2DN989 | IMR   | 45             | 0.00  | 0.00            | 0.00 | 45      | 45    | 0.00   | 0.00    | 0.00       |
| ZAE000244737 | RHB   | 526            | 526   | 0.00            | 0.00 | 526     | 526   | 0.00   | 0.00    | 0.00       |
| RW000A2QAPH5 | CMR   | 132            | 120   | 0.00            | 0.00 | 132     | 132   | 0.00   | 0.00    | 0.00       |
| RW000A3CNNB4 | MTNR  | 180            | 171   | 0.00            | 0.00 | 172     | 172   | 0.00   | 0.00    | 0.00       |

| Market Status |          |
|---------------|----------|
| 08h50-08h59   | Pre-Open |
| 09h00-12h00   | Open     |
| 12h00-08h50   | Close    |

| INDICES                   | Previous | Today      | Points     | Change % |
|---------------------------|----------|------------|------------|----------|
| RSI                       | 112.83   | 112.83     | +0.00      | +0.00    |
| ALSI                      | 143.65   | 143.65     | +0.00      | +0.00    |
| <b>OTHER TRADING STAT</b> |          |            |            |          |
| Shares traded             | 5,000    | 103,600    | 98,600     | 1,972    |
| Equity Turnover           | 875,000  | 29,017,000 | 28,142,000 | 3,216.22 |
| Number of deals           | 1.00     | 1.00       | 0.00       | 0.00     |

| Exchange rate against Frw as at 06/07/2023 |          |          |          |
|--|----------|----------|----------|
| Currency                                   | Sell     | Buy      | Average  |
| USD  | 1,179.32 | 1,156.20 | 1,167.76 |
| KES  | 8.37     | 8.20     | 8.28     |
| UGS  | 0.31     | 0.31     | 0.31     |
| BIF  | 0.41     | 0.40     | 0.41     |
| TZS  | 0.48     | 0.47     | 0.47     |
| ZAR  | 61.76    | 60.55    | 61.16    |
| <b>Market Capitalization (Frw)</b>         |          |          |          |
| <b>3,666,112,452,692</b>                   |          |          |          |

4. INDICES



5. Bond market on 06/07/2023

A. Government bonds

| ISIN-CODE    | Status    | Security        | Maturity   | Coupon rate | Close. Price | Prev. Price | Bids | Offers | Bond traded |
|--------------|-----------|-----------------|------------|-------------|--------------|-------------|------|--------|-------------|
| RW000A1Z2RJ7 |           | FXD2/2015/10yrs | 25/05/2025 | 12.925%     | 104          | 104         | 0.00 | 0.00   | 0.00        |
| RW000A182K48 |           | FXD2/2016/15Yrs | 09/05/2031 | 13.5%       | 101          | 101         | 0.00 | 0.00   | 0.00        |
| RW000A19JG53 |           | FXD2/2017/7Yrs  | 17/05/2024 | 12.675%     | 106.328      | 106.328     | 0.00 | 0.00   | 0.00        |
| RW000A19S1Q4 | Re-opened | FXD4/2017/7Yrs  | 15/11/2024 | 12.40%      | 100.2        | 100.2       | 0.00 | 0.00   | 0.00        |
| RW000A19HS6  | Re-opened | FXD2/2018/10Yrs | 12/05/2028 | 12.50%      | 103.6        | 103.6       | 0.00 | 0.00   | 0.00        |
| RW000A194997 | Re-opened | FXD3/2018/15Yrs | 05/08/2033 | 12.9%       | 103.5        | 103.5       | 0.00 | 0.00   | 0.00        |
| RW000A2RYEG9 | Re-opened | FXD1/2019/7Yrs  | 13/02/2026 | 11.850%     | 100.5        | 100.5       | 0.00 | 0.00   | 0.00        |
| RW000A2R26W1 | Re-opened | FXD2/2019/5Yrs  | 17/05/2024 | 11.300%     | 100.8        | 100.8       | 0.00 | 0.00   | 0.00        |
| RW000A2R64M3 | Re-opened | FXD3/2019/20Yrs | 29/07/2039 | 13.250%     | 101.1        | 101.1       | 0.00 | 0.00   | 0.00        |
| RW000A2SA2Z6 | Re-opened | FXD5/2019/7Yrs  | 13/11/2026 | 11.550%     | 102.0565     | 102.0565    | 0.00 | 0.00   | 0.00        |
| RW000A28UBB2 | Re-opened | FXD2/2020/15Yrs | 02/02/2035 | 12.550%     | 104          | 104         | 0.00 | 0.00   | 0.00        |
| RW000A28XYS2 | Re-opened | FXD4/2020/10Yrs | 10/05/2030 | 12.150%     | 100.9        | 100.9       | 0.00 | 101    | 0.00        |

|                     |           |                 |            |         |        |        |      |       |           |
|---------------------|-----------|-----------------|------------|---------|--------|--------|------|-------|-----------|
| <b>RW000A281XB8</b> | Re-opened | FXD5/2020/5Yrs  | 18/08/2025 | 11.145% | 104    | 104    | 0.00 | 0.00  | 0.00      |
| <b>RW000A281XA0</b> | Re-opened | FXD6/2020/20Yrs | 27/07/2040 | 13.150% | 106.2  | 106.2  | 0.00 | 0.00  | 0.00      |
| <b>RW000A283W59</b> | Re-opened | FXD7/2020/7Yrs  | 12/11/2027 | 11.435% | 102    | 102    | 0.00 | 0.00  | 0.00      |
| <b>RW000A3KMCV0</b> |           | FXD1/2021/5Yrs  | 13/02/2026 | 11.00%  | 101.56 | 101.56 | 0.00 | 0.00  | 0.00      |
| <b>RW000A3KMCW8</b> | Re-opened | FXD2/2021/10Yrs | 07/02/2031 | 12.00%  | 102    | 102    | 0.00 | 0.00  | 0.00      |
| <b>RW000A3KQVN8</b> | Re-opened | FXD3/2021/15Yrs | 02/05/2036 | 12.50%  | 101    | 101.7  | 0.00 | 0.00  | 5,000,000 |
| <b>RW000A3KVKE0</b> | Re-opened | FXD4/2021/20Yrs | 26/07/2041 | 13.00%  | 105.5  | 105.5  | 0.00 | 0.00  | 0.00      |
| <b>RW000A3KZPF7</b> |           | FXD5/2021/3Yrs  | 15/11/2024 | 10.650% | 101.7  | 101.7  | 0.00 | 0.00  | 0.00      |
| <b>RW000A3KZPG5</b> | Re-opened | FXD6/2021/7Yrs  | 10/11/2028 | 11.425% | 102    | 102    | 0.00 | 100.2 | 0.00      |
| <b>RW000A3K2MS4</b> |           | FXD1/2022/5Yrs  | 12/02/2027 | 11.00%  | 103.65 | 103.65 | 0.00 | 0.00  | 0.00      |
| <b>RW000A3K5X77</b> | Re-opened | FXD2/2022/10Yrs | 07/05/2032 | 12.15%  | 100.2  | 100.2  | 0.00 | 100.2 | 0.00      |
| <b>RW000A3K7Y09</b> |           | FXD3/2022/3Yrs  | 18/07/2025 | 10.85%  | 105.3  | 105.3  | 0.00 | 0.00  | 0.00      |
| <b>RW000A3K8U10</b> | Re-opened | FXD4/2022/15Yrs | 31/07/2037 | 12.75%  | 104    | 104    | 0.00 | 103   | 0.00      |
| <b>RW000A3LBNN5</b> | Re-opened | FXD5/2022/7Yrs  | 09/11/2029 | 11.75%  | 104    | 104    | 0.00 | 101   | 0.00      |
| <b>RW000A3LDF00</b> | Re-opened | FXD1/2023/20Yrs | 26/12/2042 | 13.15%  | 105    | 105    | 0.00 | 0.00  | 0.00      |
| <b>RW000A3LJQT8</b> |           | FXD2/2023/5Yrs  | 16/06/2028 | 11.76%  | 100    | 100    | 0.00 | 0.00  | 0.00      |
| <b>RW000A3LJQS0</b> |           | FXD3/2023/10Yrs | 10/06/2033 | 12.77%  | 100    | 100    | 0.00 | 0.00  | 0.00      |

#### B. Corporate bonds

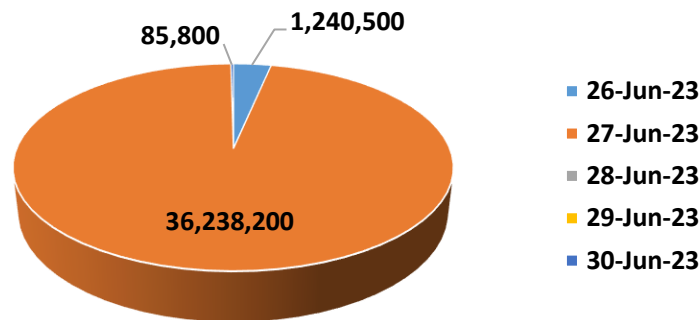
| <b>ISIN-CODE</b>    | <b>Status</b> | <b>Security</b> | <b>Maturity</b> | <b>Coupon rate</b> | <b>Close. Price</b> | <b>Prev. Price</b> | <b>Bids</b> | <b>Offers</b> | <b>Bond traded</b> |
|---------------------|---------------|-----------------|-----------------|--------------------|---------------------|--------------------|-------------|---------------|--------------------|
| <b>RW000A3KU2U0</b> |               | ECTL/2021/10Yrs | 11/06/2031      | 13.75%             | 101.2               | 101.2              | 0.00        | 0.00          | 0.00               |

6. WEEKLY REPORT ON 07/05/2023

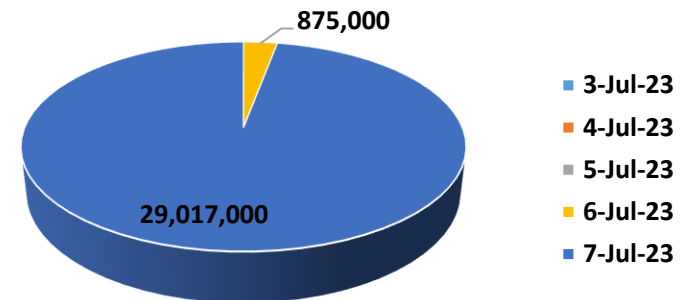
6.1. EQUITY MARKET

| PREVIOUS WEEK |                |                   |             | THIS WEEK    |                |                   |             | VARIATION          |              |
|---------------|----------------|-------------------|-------------|--------------|----------------|-------------------|-------------|--------------------|--------------|
| Date          | Volume         | Value (Frw)       | Deals       | Date         | Volume         | Value (Frw)       | Deals       | Change in value    | %            |
| 26-Jun-23     | 7,200          | 1,240,500         | 3.00        | 03-July-23   | -              | -                 | -           | (1,240,500)        | (100)        |
| 27-Jun-23     | 128,100        | 36,238,200        | 4.00        | 04-July-23   | -              | -                 | -           | (36,238,200)       | (100)        |
| 28-Jun-23     | 0.00           | 0.00              | 0.00        | 05-July-23   | 0.00           | 0.00              | 0.00        | 0.00               | 0.00         |
| 29-Jun-23     | 0.00           | 0.00              | 0.00        | 06-July-23   | 5,000          | 875,000           | 1.00        | 875,000            | 0.00         |
| 30-Jun-23     | 300            | 85,800            | 2.00        | 07-July-23   | 103,600        | 29,017,000        | 2.00        | 28,931,200         | 33,719.34    |
| <b>TOTAL</b>  | <b>135,600</b> | <b>37,564,500</b> | <b>9.00</b> | <b>TOTAL</b> | <b>108,600</b> | <b>29,892,000</b> | <b>3.00</b> | <b>(7,672,500)</b> | <b>20.42</b> |

Turnover for the week ended on Friday  
30th June 2023



Turnover for the week ended on Friday  
07th July,2023



6.2. **BOND MARKET:** During this week; the fixed income market recorded Frw 64,431,000 worth of bonds traded in 4 deals between Frw 101 – 105.