



RWANDA STOCK EXCHANGE MARKET REPORT FOR FRIDAY 07TH JANUARY 2022

1. Market overview

- The trading session recorded a total turnover of Frw 37,500 from 300 BLR shares traded in 1 deal on the equities market while the fixed income market remained quiet.
- RSI and ALSI remained constant to close at 101.57 and 145.30 respectively.
- BLR counter closed at Frw 125 (Frw 125 previous). The trading session recorded a total turnover of Frw 37,500 from 300 shares traded in 1 deal.
- Equities counters closed as follows: BOK: Frw 250; IMR: Frw 45; CMR: Frw 120; MTNR: Frw 180; EQTY: Frw 440; KCB: Frw 370; NMG: Frw 1200; USL: Frw 104 and RHB: Frw 526

2. Closing bell

At the end of the formal trading hours; On BOK counter, there were outstanding offers of 40,000 shares at Frw 250 and no bids. On MTNR counter, there were outstanding offers of 653,800 shares between Frw 180-195 and no bids. On BLR counter, there was an outstanding offer of 600 shares at Frw 125 and an outstanding bid of 100,000 shares at Frw 116. On CMR counter, there was an outstanding offer of 100,000 shares at Frw 120 and no bids. On IMR counter, there were outstanding offers of 603,200 shares between Frw 45-47 and no bids.

On the bonds market; there were no offers and no bids.

3. Equities Market on 07/01/2022

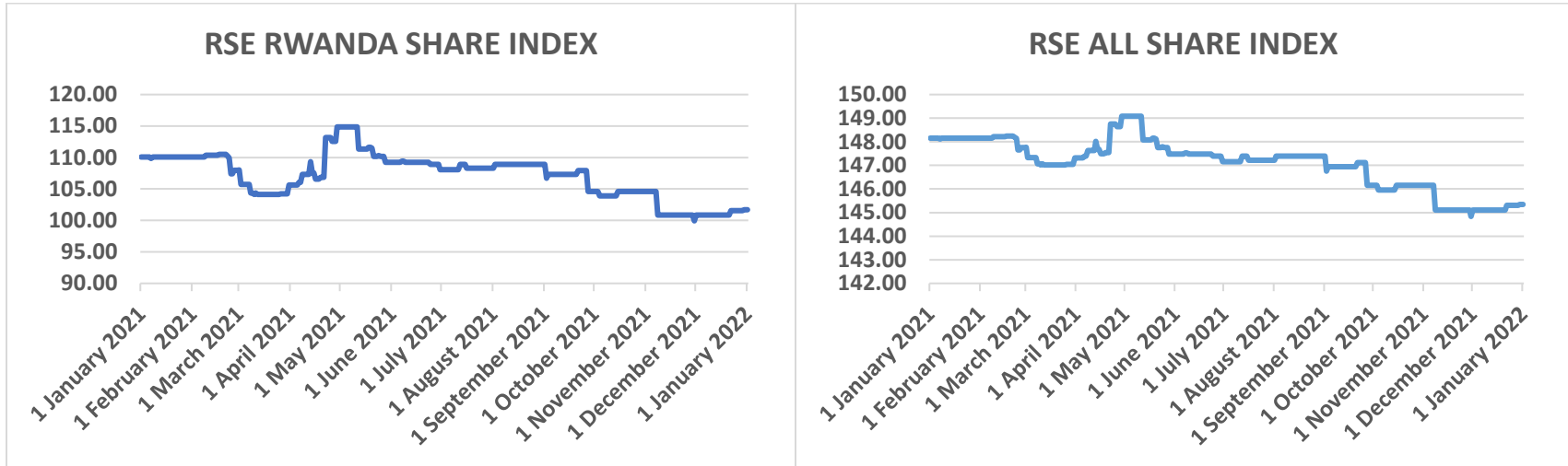
ISIN-CODE	Stock	Past 12 months		Today's session		Closing	Prev.	Change	Volume	Value
		High	Low	High	Low					
RW000A1JCYA5	BOK	250	221	0.00	0.00	250	250	0.00	0.00	0.00
RW000A1H63N6	BLR	126	100	125	125	125	125	+0.00	300	37,500
KE0000000380	NMG	1,200	1,200	0.00	0.00	1,200	1,200	0.00	0.00	0.00
KE0000000315	KCB	370	370	0.00	0.00	370	370	0.00	0.00	0.00
KE0000000489	USL	104	104	0.00	0.00	104	104	0.00	0.00	0.00
KE0000000554	EQTY	440	440	0.00	0.00	440	440	0.00	0.00	0.00
RW000A2DN989	IMR	46	43	0.00	0.00	45	45	0.00	0.00	0.00
ZAE000244737	RHB	526	526	0.00	0.00	526	526	0.00	0.00	0.00
RW000A2QAPH5	CMR	120	120	0.00	0.00	120	120	0.00	0.00	0.00
RW000A3CNNB4	MTNR	269	175	0.00	0.00	180	180	0.00	0.00	0.00

Market Status	
08h50-08h59	Pre- Open
09h00-12h00	Open
12h00-08h50	Close

INDICES	Previous	Today	Points	Change %
RSI	101.57	101.57	+0.00	+0.00
ALSI	145.30	145.30	+0.00	+0.00
OTHER TRADING STAT				
Shares traded	0.00	300	300	100
Equity Turnover	0.00	37,500	37,500	100
Number of deals	0.00	1.00	1.00	100

Exchange rate against Frw as at 07/01/2022			
Currency	Sell	Buy	Average
USD	1,020.19	1,000.19	1,010.19
KES	9.01	8.83	8.92
UGS	0.28	0.28	0.28
BIF	0.51	0.50	0.50
TZS	0.44	0.43	0.43
ZAR	64.85	63.58	64.21
Market Capitalization (Frw)			
3,704,635,118,616			

4. INDICES



5. Bond market on 07/01/2022

A. Government bonds

ISIN-CODE	Status	Security	Maturity	Coupon rate	Close. Price	Prev. Price	Bids	Offers	Bond traded
RW000A1Z2RJ7		FXD2/2015/10yrs	25/05/2025	12.925%	105	105	0.00	0.00	0.00
RW000A182K48		FXD2/2016/15Yrs	09/05/2031	13.5%	103.5	103.5	0.00	0.00	0.00
RW000A19D0U5		FXD1/2017/5Yrs	18/02/2022	12.375%	105	105	0.00	0.00	0.00
RW000A19JG53		FXD2/2017/7Yrs	17/05/2024	12.675%	103	103	0.00	0.00	0.00
RW000A19NL84		FXD3/2017/5Yrs	19/08/2022	12.200%	106	106	0.00	0.00	0.00
RW000A19S1Q4	Re-opened	FXD4/2017/7Yrs	15/11/2024	12.40%	103	103	0.00	0.00	0.00
RW000A19W8Z4		FXD1/2018/5Yrs	17/02/2023	11.80%	106	106	0.00	0.00	0.00
RW000A19HS6	Re-opened	FXD2/2018/10Yrs	12/05/2028	12.50%	102	102	0.00	0.00	0.00
RW000A194997	Re-opened	FXD3/2018/15Yrs	05/08/2033	12.9%	102.42	102.42	0.00	0.00	0.00
RW000A2RYEG9	Re-opened	FXD1/2019/7Yrs	13/02/2026	11.850%	104.581	104.581	0.00	0.00	0.00
RW000A2R26W1	Re-opened	FXD2/2019/5Yrs	17/05/2024	11.300%	102.6	102.6	0.00	0.00	0.00
RW000A2R64M3	Re-opened	FXD3/2019/20Yrs	29/07/2039	13.250%	105.25	105.25	0.00	0.00	0.00
RW000A2SA2Y9	Re-opened	FXD4/2019/3Yrs	18/11/2022	10.950%	102	102	0.00	0.00	0.00

RW000A2SA2Z6	Re-opened	FXD5/2019/7Yrs	13/11/2026	11.550%	100.7	100.7	0.00	0.00	0.00
RW000A2SB2X0		FXD1/2020/3Yrs	20/01/2023	10.800%	103	103	0.00	0.00	0.00
RW000A28UBB2	Re-opened	FXD2/2020/15Yrs	02/02/2035	12.550%	104	104	0.00	0.00	0.00
RW000A28VKN6		FXD3/2020/3Yrs	24/03/2023	10.650%	100.04	100.04	0.00	0.00	0.00
RW000A28XYS2	Re-opened	FXD4/2020/10Yrs	10/05/2030	12.150%	102	102	0.00	0.00	0.00
RW000A281XB8	Re-opened	FXD5/2020/5Yrs	18/08/2025	11.145%	103	103	0.00	0.00	0.00
RW000A281XA0	Re-opened	FXD6/2020/20Yrs	27/07/2040	13.150%	105.25	105.25	0.00	0.00	0.00
RW000A283W59	Re-opened	FXD7/2020/7Yrs	12/11/2027	11.435%	102.5	102.5	0.00	0.00	0.00
RW000A3KMCV0		FXD1/2021/5Yrs	13/02/2026	11.00%	100	100	0.00	0.00	0.00
RW000A3KMCW8	Re-opened	FXD2/2021/10Yrs	07/02/2031	12.00%	104	104	0.00	0.00	0.00
RW000A3KQVN8	Re-opened	FXD3/2021/15Yrs	02/05/2036	12.50%	103.871	103.871	0.00	0.00	0.00
RW000A3KVKE0	Re-opened	FXD4/2021/20Yrs	26/07/2041	13.00%	105.5	105.5	0.00	0.00	0.00
RW000A3KZPF7		FXD5/2021/3Yrs	15/11/2024	10.650%	104	104	0.00	0.00	0.00
RW000A3KZPG5		FXD6/2021/7Yrs	10/11/2028	11.425%	101	101	0.00	0.00	0.00

B. Corporate bonds

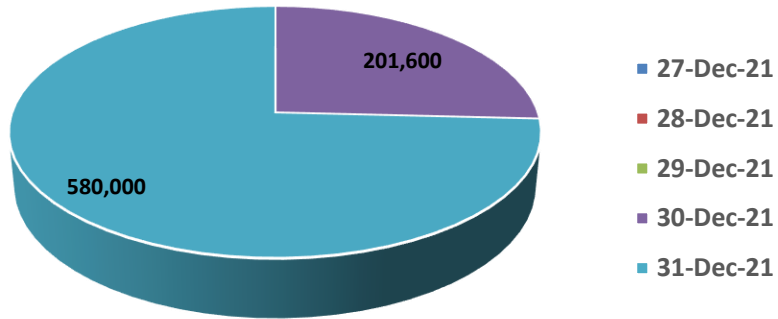
ISIN-CODE	Status	Security	Maturity	Coupon rate	Close Price	Prev. Price	Bids	Offers	Bond traded
RW000A3KU2U0		ECTL/2021/10Yrs	11/06/2031	13.75%	104.9	104.9	0.00	0.00	0.00

6. WEEKLY REPORT ON 07/01/2022

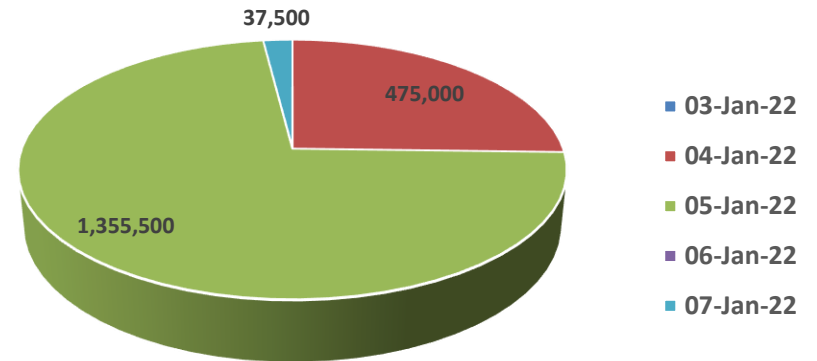
1. EQUITY MARKET

PREVIOUS WEEK				THIS WEEK				VARIATION	
Date	Volume	Value (Frw)	Deals	Date	Volume	Value (Frw)	Deals	Change in value	%
27-Dec-21	-	-	-	03-Jan-22	-	-	-	-	-
28-Dec-21	0.00	0.00	0.00	04-Jan-22	2,600	475,000	2.00	475,000	100.00
29-Dec-21	0.00	0.00	0.00	05-Jan-22	23,800	1,355,500	4.00	1,355,500	100.00
30-Dec-21	1,600	201,600	1.00	06-Jan-22	0.00	0.00	0.00	(201,600)	(100.00)
31-Dec-21	5,600	580,000	4.00	07-Jan-22	300	37,500	1.00	(542,500)	(93.53)
TOTAL	7,200	781,600	5.00	TOTAL	26,700	1,868,000	7.00	1,086,400	138.99

Turnover for the week ended on Friday 31st
December 2021



Turnover for the week ended on Friday 07th
January 2022



2. **BOND MARKET:** During this week; the fixed income market recorded Frw 48,233,880 worth of bonds traded in 5 deals between Frw 102 - 106.