



RWANDA STOCK EXCHANGE MARKET REPORT FOR FRIDAY 06TH JANUARY 2023

1. Market overview

- The trading session recorded a turnover of Frw 62,940,000 worth of bonds traded in 1 deal on the fixed income market and Frw 54,200 from 200 BOK shares traded in 1 deal on the equities market.
- RSI and ALSI remained constant to close at 109.30 and 142.64 respectively.
- BOK counter closed at Frw 271 (Frw 271 previous). The trading session recorded a total turnover of Frw 54,200 from 200 shares traded in 1 deal.
- Equities counters closed as follows: BLR: Frw 170; IMR: Frw 43; CMR: Frw 120; MTNR: Frw 175; EQTY: Frw 440; KCB: Frw 328; NMG: Frw 1200; USL: Frw 104 and RHB: Frw 526

2. Closing bell

At the end of the formal trading hours; On the BOK counter, there was an outstanding offer of 34,300 shares at Frw 272 and no bids. On MTNR counter, there were outstanding offers of 1,214,700 shares between Frw 175 - 180 and no bids. On BLR counter, there were outstanding offers of 31,000 shares at Frw 170 and no bids. On IMR counter, there were outstanding offers of 255,200 shares between Frw 43 - 45 and no bids. On CMR counter, there was an outstanding bid of 3,900 shares between Frw 120-122 and no offers.

On the bonds market, there were no offers and no bids.

3. Equities Market on 06/01/2023

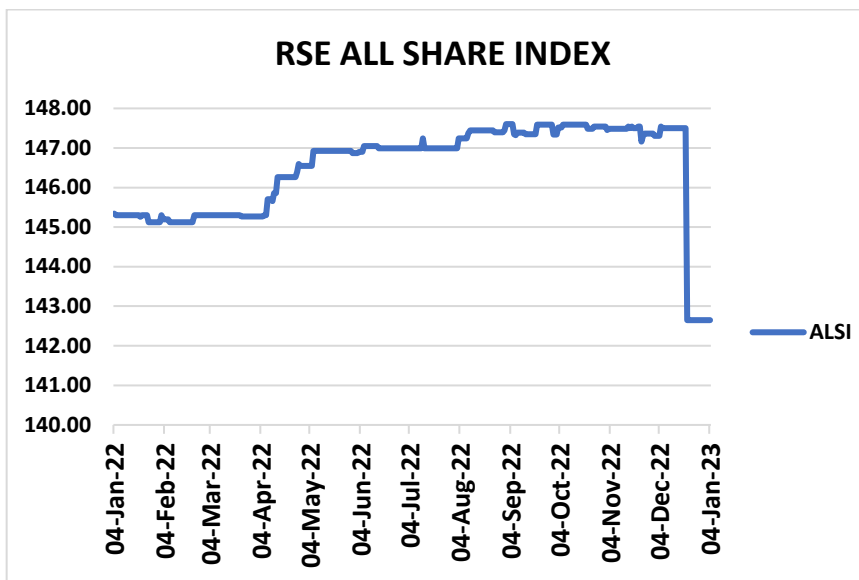
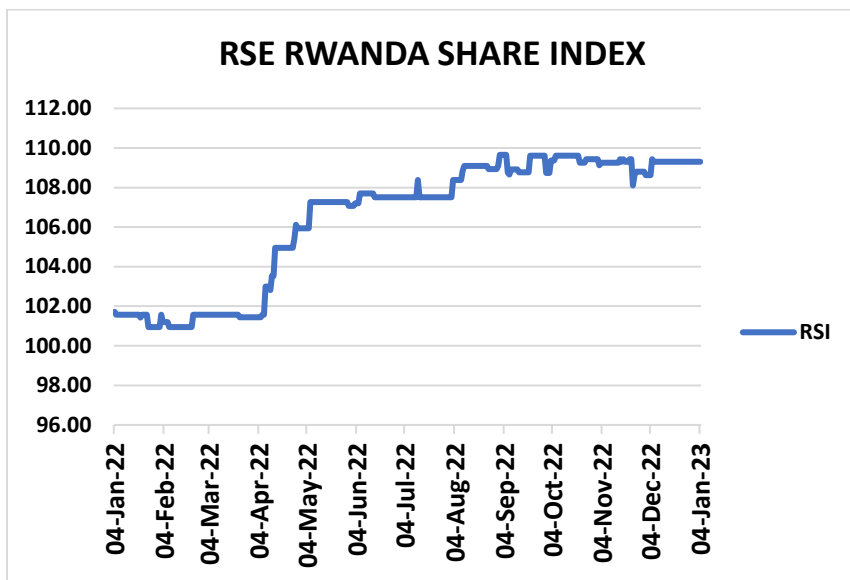
ISIN-CODE	Stock	Past 12 months		Today's session		Closing	Prev.	Change	Volume	Value
		High	Low	High	Low					
RW000A1JCYA5	BOK	272	235	271	271	271	271	+0.00	200	54,200
RW000A1H63N6	BLR	170	114	0.00	0.00	170	170	0.00	0.00	0.00
KE0000000380	NMG	1,200	1,200	0.00	0.00	1,200	1,200	0.00	0.00	0.00
KE0000000315	KCB	370	370	0.00	0.00	328	328	0.00	0.00	0.00
KE0000000489	USL	104	104	0.00	0.00	104	104	0.00	0.00	0.00
KE0000000554	EQTY	440	440	0.00	0.00	440	440	0.00	0.00	0.00
RW000A2DN989	IMR	45	0.00	0.00	0.00	43	43	0.00	0.00	0.00
ZAE000244737	RHB	526	526	0.00	0.00	526	526	0.00	0.00	0.00
RW000A2QAPH5	CMR	120	120	0.00	0.00	120	120	0.00	0.00	0.00
RW000A3CNNB4	MTNR	230	175	0.00	0.00	175	175	0.00	0.00	0.00

Market Status	
08h50-08h59	Pre-Open
09h00-12h00	Open
12h00-08h50	Close

INDICES	Previous	Today	Points	Change %
RSI	109.30	109.30	+0.00	+0.00
ALSI	142.64	142.64	+0.00	+0.00
OTHER TRADING STAT				
Shares traded	3,300	200	(3,100)	(93.94)
Equity Turnover	548,200	54,200	(494,000)	(90.11)
Number of deals	6.00	1.00	(5.00)	(83.33)

Exchange rate against Frw as at 06/01/2023			
Currency	Sell	Buy	Average
USD	1,083.27	1,062.03	1,072.65
KES	8.76	8.59	8.67
UGS	0.29	0.28	0.28
BIF	0.52	0.51	0.51
TZS	0.46	0.45	0.45
ZAR	62.96	61.73	62.35
Market Capitalization (Frw)			
3,640,396,218,222			

4. INDICES



5. Bond market on 06/01/2023

A. Government bonds

ISIN-CODE	Status	Security	Maturity	Coupon rate	Close. Price	Prev. Price	Bids	Offers	Bond traded
RW000A1Z2RJ7		FXD2/2015/10yrs	25/05/2025	12.925%	101.5	101.5	0.00	0.00	0.00
RW000A182K48		FXD2/2016/15Yrs	09/05/2031	13.5%	101	101	0.00	0.00	0.00
RW000A19JG53		FXD2/2017/7Yrs	17/05/2024	12.675%	101.67	101.67	0.00	0.00	0.00
RW000A19S1Q4	Re-opened	FXD4/2017/7Yrs	15/11/2024	12.40%	104.9485	104.9485	0.00	0.00	0.00
RW000A19W8Z4		FXD1/2018/5Yrs	17/02/2023	11.80%	104	104	0.00	0.00	0.00
RW000A19HS6	Re-opened	FXD2/2018/10Yrs	12/05/2028	12.50%	103.5	103.5	0.00	0.00	0.00
RW000A194997	Re-opened	FXD3/2018/15Yrs	05/08/2033	12.9%	105.8	105.8	0.00	0.00	0.00
RW000A2RYEG9	Re-opened	FXD1/2019/7Yrs	13/02/2026	11.850%	105.7	105.7	0.00	0.00	0.00
RW000A2R26W1	Re-opened	FXD2/2019/5Yrs	17/05/2024	11.300%	103.8	103.8	0.00	0.00	0.00
RW000A2R64M3	Re-opened	FXD3/2019/20Yrs	29/07/2039	13.250%	105	105	0.00	0.00	0.00
RW000A2SAZZ6	Re-opened	FXD5/2019/7Yrs	13/11/2026	11.550%	102.83	102.83	0.00	0.00	0.00
RW000A2SB2X0		FXD1/2020/3Yrs	20/01/2023	10.800%	103	103	0.00	0.00	0.00

RW000A28UBB2	Re-opened	FXD2/2020/15Yrs	02/02/2035	12.550%	104	104	0.00	0.00	0.00
RW000A28VKN6		FXD3/2020/3Yrs	24/03/2023	10.650%	103.55	103.55	0.00	0.00	0.00
RW000A28XYS2	Re-opened	FXD4/2020/10Yrs	10/05/2030	12.150%	102.9	102.9	0.00	0.00	0.00
RW000A281XB8	Re-opened	FXD5/2020/5Yrs	18/08/2025	11.145%	101.7	101.7	0.00	0.00	0.00
RW000A281XA0	Re-opened	FXD6/2020/20Yrs	27/07/2040	13.150%	104	104	0.00	0.00	0.00
RW000A283W59	Re-opened	FXD7/2020/7Yrs	12/11/2027	11.435%	101.95	101.95	0.00	0.00	0.00
RW000A3KMCV0		FXD1/2021/5Yrs	13/02/2026	11.00%	104.2	104.2	0.00	0.00	0.00
RW000A3KMCW8	Re-opened	FXD2/2021/10Yrs	07/02/2031	12.00%	105	105	0.00	0.00	0.00
RW000A3KQVN8	Re-opened	FXD3/2021/15Yrs	02/05/2036	12.50%	101	101	0.00	0.00	0.00
RW000A3KVKE0	Re-opened	FXD4/2021/20Yrs	26/07/2041	13.00%	104.9	103	0.00	0.00	60,000,000
RW000A3KZPF7		FXD5/2021/3Yrs	15/11/2024	10.650%	101.7	101.7	0.00	0.00	0.00
RW000A3KZPG5	Re-opened	FXD6/2021/7Yrs	10/11/2028	11.425%	101	101	0.00	0.00	0.00
RW000A3K2MS4		FXD1/2022/5Yrs	12/02/2027	11.00%	104.8	104.8	0.00	0.00	0.00
RW000A3K5X77	Re-opened	FXD2/2022/10Yrs	07/05/2032	12.15%	101	101	0.00	0.00	0.00
RW000A3K7Y09		FXD3/2022/3Yrs	18/07/2025	10.85%	103	103	0.00	0.00	0.00
RW000A3K8U10	Re-opened	FXD4/2022/15Yrs	31/07/2037	12.75%	104.5	104.5	0.00	0.00	0.00
RW000A3LBNN5		FXD5/2022/7Yrs	09/11/2029	11.75%	102.5	102.5	0.00	0.00	0.00

B. Corporate bonds

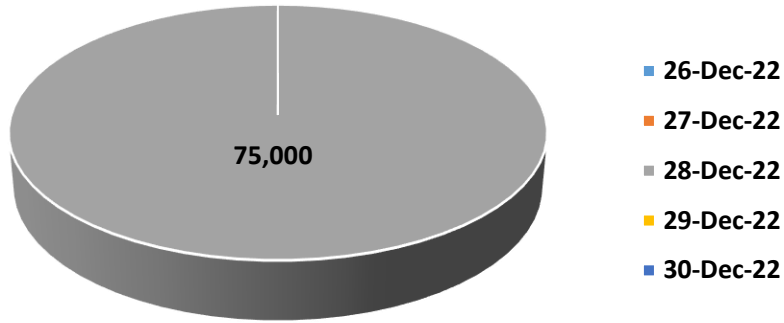
ISIN-CODE	Status	Security	Maturity	Coupon rate	Close. Price	Prev. Price	Bids	Offers	Bond traded
RW000A3KU2U0		ECTL/2021/10Yrs	11/06/2031	13.75%	103.3	103.3	0.00	0.00	0.00

6. WEEKLY REPORT ON 06/01/2023

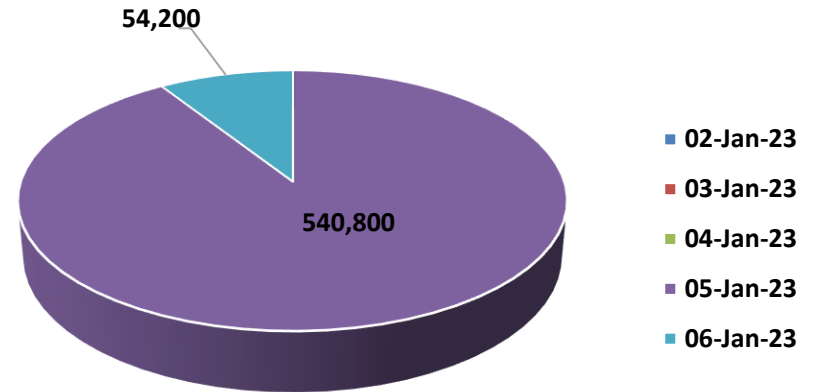
6.1. EQUITY MARKET

PREVIOUS WEEK				THIS WEEK				VARIATION	
Date	Volume	Value (Frw)	Deals	Date	Volume	Value (Frw)	Deals	Change in value	%
26-Dec-22	-	-	-	02-Jan-23	-	-	-	-	-
27-Dec-22	-	-	-	03-Jan-23	-	-	-	-	-
28-Dec-22	600	75,000	3.00	04-Jan-23	0.00	0.00	0.00	(75,000)	(100.00)
29-Dec-22	0.00	0.00	0.00	05-Jan-23	3,300	540,800	6.00	540,800	100.00
30-Dec-22	0.00	0.00	0.00	06-Jan-23	200	54,200	1.00	54,200	100.00
TOTAL	600	75,000	3.00	TOTAL	3,500	595,000	7.00	520,000	693.33

**Turnover for the week ended on Friday 30th
December 2022**



**Turnover for the week ended on Friday 06th
January 2023**



6.2 BOND MARKET: During this week; the fixed income market recorded Frw 3,608,447,150 worth of bonds traded in 9 deals between Frw 101.67 – 105.8