



RWANDA STOCK EXCHANGE MARKET REPORT FOR FRIDAY 04TH MARCH 2022

1. Market overview

- Today's trading session recorded Frw 422,943,000 worth of bonds traded in 7 deals on the fixed income market and Frw 5,346,000 from 29,700 MTNR shares traded in 1 deal on the equities market.
- RSI and ALSI remained constant to close at 101.57 and 145.30 respectively.
- MTNR counter closed at Frw 180 (Frw 180 previous). The trading session recorded a total turnover of Frw 5,346,000 from 29,700 shares traded in 1 deal.
- Equities counters closed as follows: BOK: Frw 250; BLR: Frw 125; IMR: Frw 45; CMR: Frw 120; EQTY: Frw 440; KCB: Frw 370; NMG: Frw 1200; USL: Frw 104 and RHB: Frw 526

2. Closing bell

At the end of the formal trading hours; On BOK counter, there was an outstanding offer of 10,000 shares at Frw 250 and no bids. On MTNR counter, there were outstanding offers of 571,300 shares at Frw 180 and no bids. On BLR counter, there were outstanding offers of 97,800 shares at Frw 125 and no bids. On IMR counter, there were outstanding offers of 400,000 shares at Frw 45 and no bids. On CMR counter, there was an outstanding offer of 100,000 shares at Frw 120 and no bids.

On the bonds market; there was no outstanding offer and no bids.

3. Equities Market on 04/03/2022

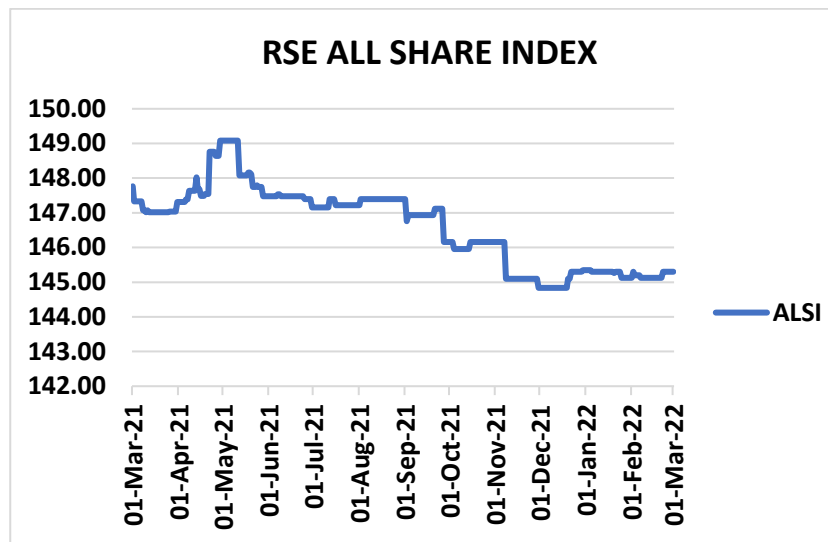
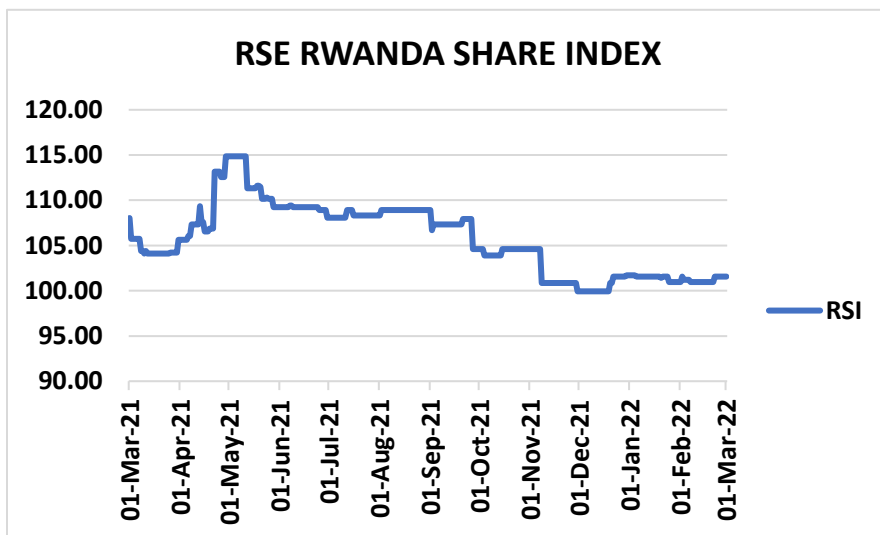
ISIN-CODE	Stock	Past 12 months		Today's session		Closing	Prev.	Change	Volume	Value
		High	Low	High	Low					
RW000A1JCYA5	BOK	250	221	0.00	0.00	250	250	0.00	0.00	0.00
RW000A1H63N6	BLR	126	100	0.00	0.00	125	125	0.00	0.00	0.00
KE0000000380	NMG	1,200	1,200	0.00	0.00	1,200	1,200	0.00	0.00	0.00
KE0000000315	KCB	370	370	0.00	0.00	370	370	0.00	0.00	0.00
KE0000000489	USL	104	104	0.00	0.00	104	104	0.00	0.00	0.00
KE0000000554	EQTY	440	440	0.00	0.00	440	440	0.00	0.00	0.00
RW000A2DN989	IMR	46	43	0.00	0.00	45	45	0.00	0.00	0.00
ZAE000244737	RHB	526	526	0.00	0.00	526	526	0.00	0.00	0.00
RW000A2QAPH5	CMR	120	120	0.00	0.00	120	120	0.00	0.00	0.00
RW000A3CNNB4	MTNR	269	175	180	180	180	180	+0.00	29,700	5,346,000

Market Status	
08h50-08h59	Pre- Open
09h00-12h00	Open
12h00-08h50	Close

INDICES	Previous	Today	Points	Change %
RSI	101.57	101.57	+0.00	+0.00
ALSI	145.30	145.30	+0.00	+0.00
OTHER TRADING STAT				
Shares traded	39,100	29,700	(9,400)	(24.04)
Equity Turnover	1,759,500	5,346,000	3,586,500	203.83
Number of deals	1.00	1.00	0.00	0.00

Exchange rate against Frw as at 04/03/2022			
Currency	Sell	Buy	Average
USD	1,025.82	1,005.71	1,015.77
KES	8.99	8.81	8.90
UGS	0.28	0.28	0.28
BIF	0.51	0.50	0.50
TZS	0.44	0.43	0.43
ZAR	67.31	65.99	66.65
Market Capitalization (Frw)			
3,704,635,118,616			

4. INDICES



5. Bond market on 04/03/2022

A. Government bonds

ISIN-CODE	Status	Security	Maturity	Coupon rate	Close. Price	Prev. Price	Bids	Offers	Bond traded
RW000A1Z2RJ7		FXD2/2015/10yrs	25/05/2025	12.925%	103.5	103.5	0.00	0.00	0.00
RW000A182K48		FXD2/2016/15Yrs	09/05/2031	13.5%	103.5	103.5	0.00	0.00	0.00
RW000A19JG53		FXD2/2017/7Yrs	17/05/2024	12.675%	103	103	0.00	0.00	0.00
RW000A19NL84		FXD3/2017/5Yrs	19/08/2022	12.200%	106	106	0.00	0.00	0.00
RW000A19S1Q4	Re-opened	FXD4/2017/7Yrs	15/11/2024	12.40%	102.5	102.5	0.00	0.00	0.00
RW000A19W8Z4		FXD1/2018/5Yrs	17/02/2023	11.80%	109.2	109.2	0.00	0.00	0.00
RW000A19HS6	Re-opened	FXD2/2018/10Yrs	12/05/2028	12.50%	103.5	102.7	0.00	0.00	1,000,000
RW000A194997	Re-opened	FXD3/2018/15Yrs	05/08/2033	12.9%	104	106.21	0.00	0.00	1,000,000
RW000A2RYEG9	Re-opened	FXD1/2019/7Yrs	13/02/2026	11.850%	104	104	0.00	0.00	0.00
RW000A2R26W1	Re-opened	FXD2/2019/5Yrs	17/05/2024	11.300%	104	104	0.00	0.00	0.00
RW000A2R64M3	Re-opened	FXD3/2019/20Yrs	29/07/2039	13.250%	103	103	0.00	0.00	0.00
RW000A2SA2Y9	Re-opened	FXD4/2019/3Yrs	18/11/2022	10.950%	102	102	0.00	0.00	0.00
RW000A2SA2Z6	Re-opened	FXD5/2019/7Yrs	13/11/2026	11.550%	103.2	103.2	0.00	0.00	0.00

RW000A2SB2X0		FXD1/2020/3Yrs	20/01/2023	10.800%	103	103	0.00	0.00	0.00
RW000A28UBB2	Re-opened	FXD2/2020/15Yrs	02/02/2035	12.550%	102.5	101.9	0.00	0.00	3,000,000
RW000A28VKN6		FXD3/2020/3Yrs	24/03/2023	10.650%	100.04	100.04	0.00	0.00	0.00
RW000A28XYS2	Re-opened	FXD4/2020/10Yrs	10/05/2030	12.150%	102.4	102.4	0.00	0.00	0.00
RW000A281XB8	Re-opened	FXD5/2020/5Yrs	18/08/2025	11.145%	104.8	104.8	0.00	0.00	0.00
RW000A281XA0	Re-opened	FXD6/2020/20Yrs	27/07/2040	13.150%	102.5	102	0.00	0.00	1,600,000
RW000A283W59	Re-opened	FXD7/2020/7Yrs	12/11/2027	11.435%	102.2	102.2	0.00	0.00	0.00
RW000A3KMCV0		FXD1/2021/5Yrs	13/02/2026	11.00%	100	100	0.00	0.00	0.00
RW000A3KMCW8	Re-opened	FXD2/2021/10Yrs	07/02/2031	12.00%	102	102	0.00	0.00	0.00
RW000A3KQVN8	Re-opened	FXD3/2021/15Yrs	02/05/2036	12.50%	103.5	103.5	0.00	0.00	0.00
RW000A3KVKE0	Re-opened	FXD4/2021/20Yrs	26/07/2041	13.00%	102.5	102.5	0.00	0.00	406,000,000
RW000A3KZPF7		FXD5/2021/3Yrs	15/11/2024	10.650%	107.1	107.1	0.00	0.00	0.00
RW000A3KZPG5		FXD6/2021/7Yrs	10/11/2028	11.425%	103.351	103.351	0.00	0.00	0.00
RW000A3K2MS4		FXD1/2022/5Yrs	12/02/2027	11.00%	100.00	100.00	0.00	0.00	0.00

B. Corporate bonds

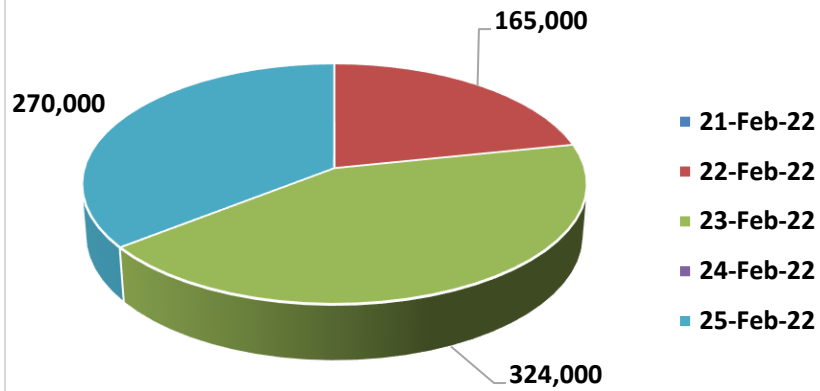
ISIN-CODE	Status	Security	Maturity	Coupon rate	Close. Price	Prev. Price	Bids	Offers	Bond traded
RW000A3KU2U0		ECTL/2021/10Yrs	11/06/2031	13.75%	101	101	0.00	0.00	0.00

6. WEEKLY REPORT ON 04/03/2022

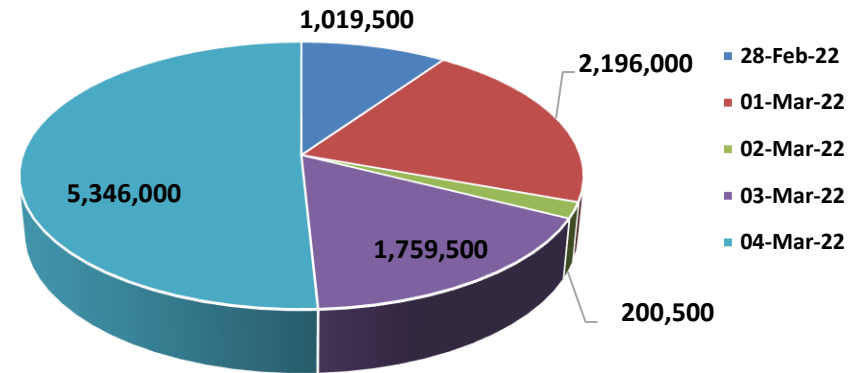
6.1. EQUITY MARKET

PREVIOUS WEEK				THIS WEEK				VARIATION	
Date	Volume	Value (Frw)	Deals	Date	Volume	Value (Frw)	Deals	Change in value	%
21-Feb-22	0.00	0.00	0.00	28-Feb-22	9,000	1,019,500	3.00	1,019,500	100.00
22-Feb-22	800	165,000	2.00	01-Mar-22	33,800	2,196,000	2.00	2,031,000	1,230.90
23-Feb-22	7,200	324,000	1.00	02-Mar-22	4,000	200,500	2.00	(123,500)	(38.11)
24-Feb-22	0.00	0.00	0.00	03-Mar-22	39,100	1,759,500	1.00	1,759,500	100.00
25-Feb-22	1,500	270,000	1.00	04-Mar-22	29,700	5,346,000	1.00	5,076,000	1,880.00
TOTAL	9,500	759,000	4.00	TOTAL	115,600	10,521,500	9.00	9,762,500	1,286.23

**Turnover for the week ended on Friday
25th February 2022**



**Turnover for the week ended on Friday 04th
March 2022**



6.2 BOND MARKET: During this week; the fixed income market recorded Frw 1,192,961,200 worth of bonds traded in 25 deals between Frw 100.4 – 104.