



RWANDA STOCK EXCHANGE MARKET REPORT FOR FRIDAY 4TH JUNE 2021

1. Market overview

- Today's trading session recorded a turnover of Frw 84,256,000 worth of bonds traded in 4 deals on the fixed income market and Frw 1,318,500 from 29,300 IMR shares traded in 1 deal on the equities market.
- RSI and ALSI remained the same to close at 109.23 and 147.48 respectively.
- IMR counter closed at Frw 45 (Frw 45 previous). The trading session recorded a total turnover of Frw 1,318,000 from 29,300 shares traded in 1 deal.
- Equities counters closed as follows: BLR: Frw 120; BOK: Frw 235; CMR: Frw 120; MTNR: Frw 235; EQTY: Frw 440; KCB: Frw 370; NMG: Frw 1200; USL: Frw 104 and RHB: Frw 526

2. Closing bell

At the end of the formal trading hours; on BOK counter, there was an outstanding bid of 400 at Frw 235 and no offers. On MTNR counter, there were outstanding offers of 707,600 shares between Frw 235-245 and no bids. On BLR counter, there was an outstanding bid of 8,900 shares at Frw 117 and an outstanding offer of 35,500 shares at Frw 120. On CMR counter, there was an outstanding offer of 100,000 shares at Frw 120 and no bids. On IMR counter, there was an outstanding offer of 132,000 shares at Frw 45 and no bids.

On bonds market; there were no offers and no bids.

3. Equities Market on 4/06/2021

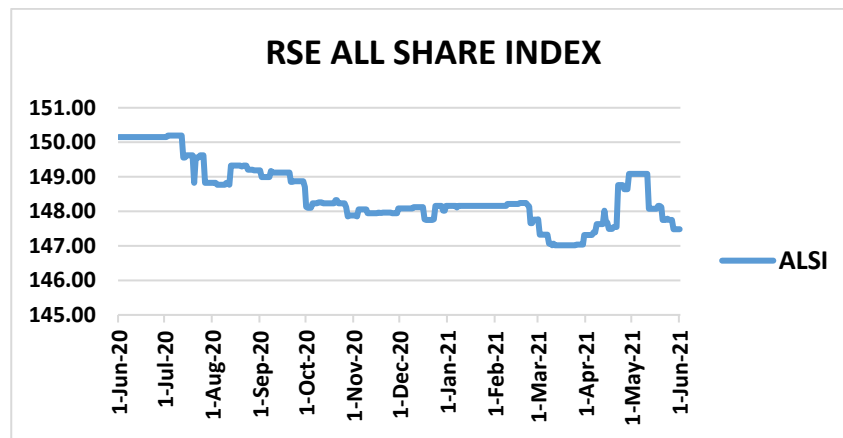
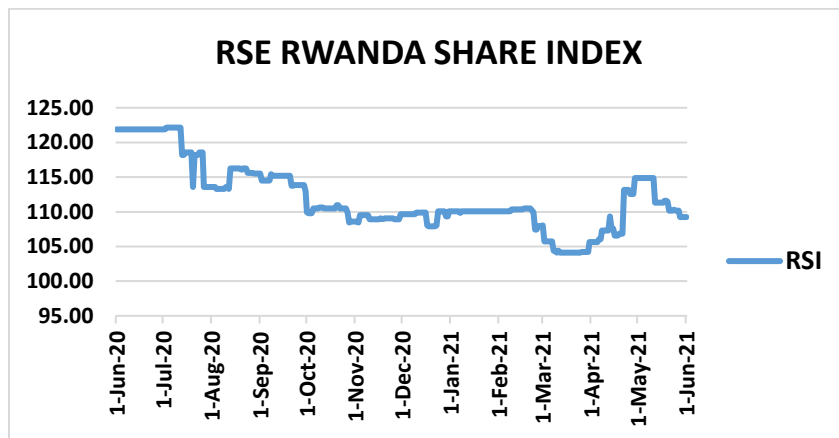
ISIN-CODE	Stock	Past 12 months		Today's session		Closing	Prev.	Change	Volume	Value
		High	Low	High	Low					
RW000A1JCYA5	BOK	260	225	0.00	0.00	235	235	0.00	0.00	0.00
RW000A1H63N6	BLR	139	100	0.00	0.00	120	120	0.00	0.00	0.00
KE0000000380	NMG	1,200	1,200	0.00	0.00	1,200	1,200	0.00	0.00	0.00
KE0000000315	KCB	370	370	0.00	0.00	370	370	0.00	0.00	0.00
KE0000000489	USL	104	104	0.00	0.00	104	104	0.00	0.00	0.00
KE0000000554	EQTY	440	440	0.00	0.00	440	440	0.00	0.00	0.00
RW000A2DN989	IMR	90	42	45	45	45	45	+0.00	29,300	1,318,500
ZAE000244737	RHB	526	526	0.00	0.00	526	526	0.00	0.00	0.00
RW000A2QAPH5	CMR	120	120	0.00	0.00	120	120	0.00	0.00	0.00
RW000A3CNNB4	MTNR	269	235	0.00	0.00	235	235	0.00	0.00	0.00

Market Status	
08h50-08h59	Pre- Open
09h00-12h00	Open
12h00-08h50	Close

INDICES	Previous	Today	Points	Change %
RSI	109.23	109.23	+0.00	+0.00
ALSI	147.48	147.48	+0.00	+0.00
OTHER TRADING STAT				
Shares traded	208,600	29,300	(179,300)	(85.95)
Equity Turnover	47,411,000	1,318,500	(46,092,500)	(97.21)
Number of deals	7.00	1.00	(6.00)	(85.71)

Exchange rate against Frw as at 4/06/2021			
Currency	Sell	Buy	Average
USD	994.73	975.22	984.97
KES	9.22	9.04	9.13
UGS	0.28	0.27	0.27
BIF	0.50	0.49	0.49
TZS	0.42	0.42	0.42
ZAR	73.00	71.57	72.28
Market Capitalization (Frw)			
3,760,209,011,286			

4. INDICES



5. Bond market on 4/06/2021

A. Government bonds

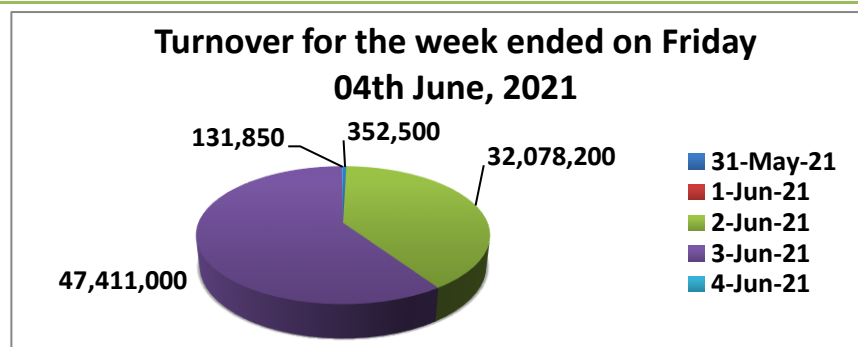
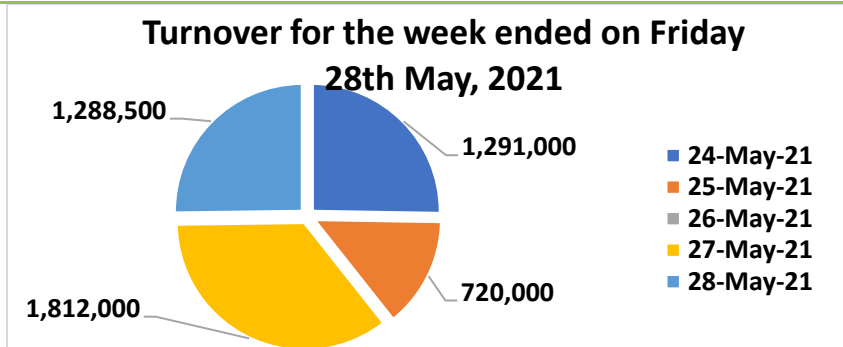
ISIN-CODE	Status	Security	Maturity	Coupon rate	Close. Price	Prev. Price	Bids	Offers	Bond traded
RW000A1ZTAM0		FXD4/2014/7yrs	19/11/2021	12.475%	101	101	0.00	0.00	0.00
RW000A1Z2RJ7		FXD2/2015/10yrs	25/05/2025	12.925%	103	103	0.00	0.00	0.00
RW000A182K48		FXD2/2016/15Yrs	09/05/2031	13.5%	103.5	103.5	0.00	0.00	0.00
RW000A185V91		FXD 3/2016/5Yrs	20/08/2021	12.25%	102.5	102.5	0.00	0.00	0.00
RW000A19D0U5		FXD1/2017/5Yrs	18/02/2022	12.375%	103.5	103.5	0.00	0.00	0.00
RW000A19JG53		FXD2/2017/7Yrs	17/05/2024	12.675%	104.1	104.1	0.00	0.00	0.00
RW000A19NL84		FXD3/2017/5Yrs	19/08/2022	12.200%	101.92	101.92	0.00	0.00	0.00
RW000A19S1Q4	Re-opened	FXD4/2017/7Yrs	15/11/2024	12.40%	104	103.6	0.00	0.00	1,000,000
RW000A19W8Z4		FXD1/2018/5Yrs	17/02/2023	11.80%	104.5	104.5	0.00	0.00	0.00
RW000A19HS6	Re-opened	FXD2/2018/10Yrs	12/05/2028	12.50%	100.46	102	0.00	0.00	80,000,000
RW000A194997	Re-opened	FXD3/2018/15Yrs	05/08/2033	12.9%	103.2	103.2	0.00	0.00	0.00
RW000A2RUZ00		FXD4/2018/3Yrs	19/11/2021	11.150%	101	101	0.00	0.00	0.00
RW000A2RYEG9	Re-opened	FXD1/2019/7Yrs	13/02/2026	11.850%	102	102	0.00	0.00	0.00
RW000A2R26W1	Re-opened	FXD2/2019/5Yrs	17/05/2024	11.300%	101.5	102.5	0.00	0.00	2,200,000
RW000A2R64M3	Re-opened	FXD3/2019/20Yrs	29/07/2039	13.250%	103.6	103.6	0.00	0.00	0.00
RW000A2SA2Y9	Re-opened	FXD4/2019/3Yrs	18/11/2022	10.950%	100.3	100.3	0.00	0.00	0.00
RW000A2SA2Z6	Re-opened	FXD5/2019/7Yrs	13/11/2026	11.550%	104.7	104.7	0.00	0.00	0.00
RW000A2SB2X0		FXD1/2020/3Yrs	20/01/2023	10.800%	103	103	0.00	0.00	0.00
RW000A28UBB2	Re-opened	FXD2/2020/15Yrs	02/02/2035	12.550%	103.2	103.2	0.00	0.00	0.00
RW000A28VKN6		FXD3/2020/3Yrs	24/03/2023	10.650%	100.04	100.04	0.00	0.00	0.00

RW000A28XYS2	Re-opened	FXD4/2020/10Yrs	10/05/2030	12.150%	100.04	100.04	0.00	0.00	0.00
RW000A281XB8	Re-opened	FXD5/2020/5Yrs	18/08/2025	11.145%	101	101	0.00	0.00	0.00
RW000A281XA0	Re-opened	FXD6/2020/20Yrs	27/07/2040	13.150%	105.7	105.7	0.00	0.00	0.00
RW000A283W59	Re-opened	FXD7/2020/7Yrs	12/11/2027	11.435%	102.5	104.5	0.00	0.00	600,000
RW000A3KMCV0		FXD1/2021/5Yrs	13/02/2026	11.00%	100	100	0.00	0.00	0.00
RW000A3KMCW8		FXD2/2021/10Yrs	07/02/2031	12.00%	102.5	102.5	0.00	0.00	0.00
RW000A3KQVN8		FXD3/2021/15Yrs	02/05/2036	12.50%	100.75	100.75	0.00	0.00	0.00

6. WEEKLY REPORT ON 04/06/2021

1. EQUITY MARKET

PREVIOUS WEEK				THIS WEEK				VARIATION	
Date	Volume	Value (Frw)	Deals	Date	Volume	Value (Frw)	Deals	Change in value	%
24-May-21	11,000	1,291,000	2.00	31-May-21	1,500	352,500	2.00	(938,500)	(72.69)
25-May-21	6,000	720,000	1.00	01-Jun-21	0.00	0.00	0.00	(720,000)	(100)
26-May-21	0.00	0.00	0.00	02-Jun-21	137,300	32,078,200	4.00	32,078,200	100
27-May-21	15,100	1,812,000	2.00	03-Jun-21	208,600	47,411,000	7.00	45,599,000	2516.50
28-May-21	5,500	1,288,500	3.00	04-Jun-21	29,300	131,850	1.00	(1,156,650)	(89.76)
TOTAL	37,600	5,111,500	8.00	TOTAL	376,700	79,973,550	14.00	74,862,050	1464.58



2. **BOND MARKET:** During this week, the fixed income recorded Frw 111,206,000 worth of bonds traded in 8 deals between Frw 100.3 – 105.7

7. CORPORATE NEWS

- The 50th KCB Group Plc. Annual General Meeting of shareholders have approved a first and final dividend of Kshs. 1.00 per ordinary share, payable, net of withholding tax, on or before 26 June 2021 to shareholders on the Register of Members at the close of business on 26th April 2021.
- The Equity Group Holdings Board of Directors did not recommend payment of a dividend in respect of the year ended 31 December 2020 subject to the next Annual General Meeting.
- The BK Group Plc Board of Directors reiterates that the dividends of Frw 14.4 per ordinary share as approved in the Annual General Meeting on 20th May 2020 will be disbursed immediately after Central Bank approval. Consequently, Directors do not recommend any dividend distribution in respect of FY2020 to preserve liquidity and capital.
- BRALIRWA Plc Annual General Meeting of shareholders approved a dividend of Frw 8.75 per share. The Annual General Meeting of shareholders decided that the book closure date is 25th May 2021 and the final dividend will be paid on 20th June 2021. The Annual General Meeting of shareholders decided to also allocate the balance of the non-distributed net profit amounting to Frw 0.01 per share to retained earnings.
- MTN Rwandacell Plc Board of Directors have recommended a dividend payment of Frw 7.5 per share subject to the shareholder approval at the Annual General meeting that will take place on the 30th June, 2021. The dividend will be payable on 1st July, 2021 to shareholders who are registered on the share register as of 07th June 2021.