



RWANDA STOCK EXCHANGE MARKET REPORT FOR FRIDAY 04TH FEBRUARY 2022

1. Market overview

- The trading session recorded a total turnover of Frw 76,500 from 1,700 IMR shares traded in 1 deal on the equities market while the fixed income market remained quiet.
- RSI and ALSI remained constant to close at 101.19 and 145.19 respectively.
- IMR counter closed at Frw 45 (Frw 45 previous). The trading session recorded a total turnover of Frw 76,500 from 1,700 shares traded in 1 deal.
- Equities counters closed as follows: BLR: Frw 125; BOK: Frw 247; CMR: Frw 120; MTNR: Frw 180; EQTY: Frw 440; KCB: Frw 370; NMG: Frw 1200; USL: Frw 104 and RHB: Frw 526

2. Closing bell

At the end of the formal trading hours; On BOK counter, there were outstanding offers of 82,200 shares at Frw 250 and outstanding bids of 27,000 shares between Frw 240-245. On MTNR counter, there were outstanding offers of 650,000 shares at Frw 180 and no bids. On BLR counter, there were outstanding offers of 100,700 shares at Frw 125 and no bids. On IMR counter, there were outstanding offers of 472,200 shares at Frw 45 and no bids. On CMR counter, there were outstanding offers of 100,000 shares at Frw 120 and no bids.

On the bonds market; there was an outstanding offer of Frw 10,000,000 worth of bonds at Frw 106 and no bids.

3. Equities Market on 04/02/2022

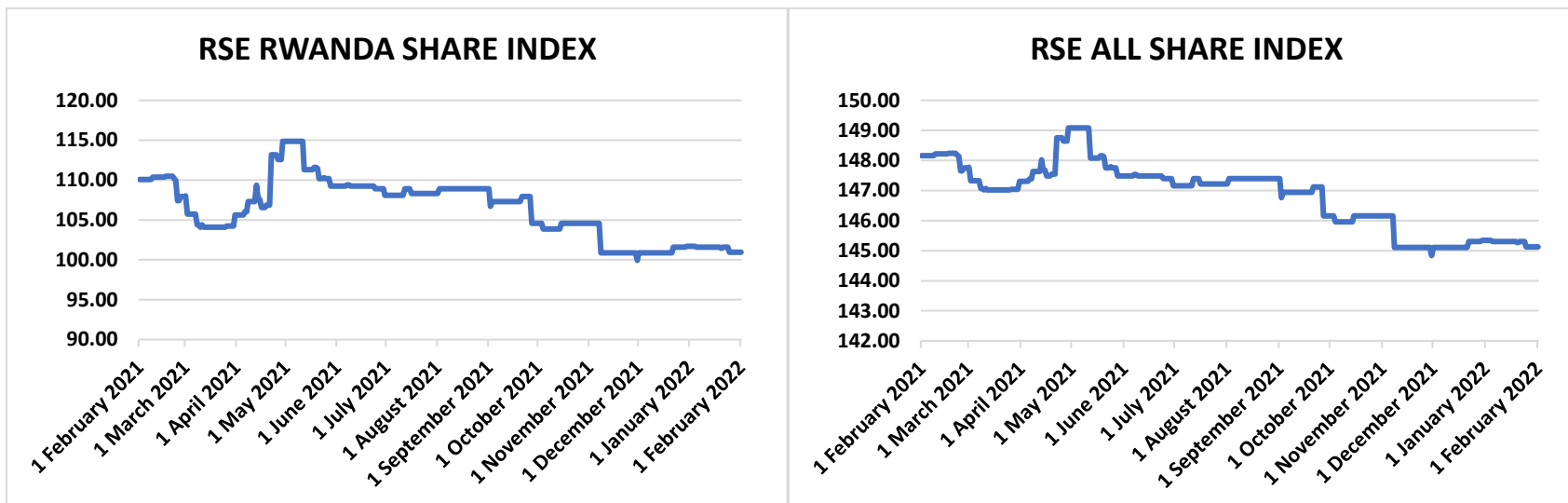
| ISIN-CODE | Stock | Past 12 months | | Today's session | | Closing | Prev. | Change | Volume | Value |
|--------------|-------|----------------|-------|-----------------|------|---------|-------|--------|--------|--------|
| | | High | Low | High | Low | | | | | |
| RW000A1JCYA5 | BOK | 250 | 221 | 0.00 | 0.00 | 247 | 247 | 0.00 | 0.00 | 0.00 |
| RW000A1H63N6 | BLR | 126 | 100 | 0.00 | 0.00 | 125 | 125 | 0.00 | 0.00 | 0.00 |
| KE0000000380 | NMG | 1,200 | 1,200 | 0.00 | 0.00 | 1,200 | 1,200 | 0.00 | 0.00 | 0.00 |
| KE0000000315 | KCB | 370 | 370 | 0.00 | 0.00 | 370 | 370 | 0.00 | 0.00 | 0.00 |
| KE0000000489 | USL | 104 | 104 | 0.00 | 0.00 | 104 | 104 | 0.00 | 0.00 | 0.00 |
| KE0000000554 | EQTY | 440 | 440 | 0.00 | 0.00 | 440 | 440 | 0.00 | 0.00 | 0.00 |
| RW000A2DN989 | IMR | 46 | 43 | 45 | 45 | 45 | 45 | +0.00 | 1,700 | 76,500 |
| ZAE000244737 | RHB | 526 | 526 | 0.00 | 0.00 | 526 | 526 | 0.00 | 0.00 | 0.00 |
| RW000A2QAPH5 | CMR | 120 | 120 | 0.00 | 0.00 | 120 | 120 | 0.00 | 0.00 | 0.00 |
| RW000A3CNNB4 | MTNR | 269 | 175 | 0.00 | 0.00 | 180 | 180 | 0.00 | 0.00 | 0.00 |

| Market Status | |
|---------------|-----------|
| 08h50-08h59 | Pre- Open |
| 09h00-12h00 | Open |
| 12h00-08h50 | Close |

| INDICES | Previous | Today | Points | Change % |
|---------------------------|-----------|--------|-------------|----------|
| RSI | 101.19 | 101.19 | +0.00 | +0.00 |
| ALSI | 145.19 | 145.19 | +0.00 | +0.00 |
| OTHER TRADING STAT | | | | |
| Shares traded | 33,100 | 1,700 | (31,400) | (94.86) |
| Equity Turnover | 7,167,900 | 76,500 | (7,091,400) | (98.93) |
| Number of deals | 3.00 | 1.00 | (2.00) | (66.66) |

| Exchange rate against Frw as at 04/02/2022 | | | |
|--|----------|----------|--------------------------|
| Currency | Sell | Buy | Average |
| USD | 1,023.26 | 1,003.20 | 1,013.23 |
| KES | 9.00 | 8.83 | 8.91 |
| UGS | 0.29 | 0.28 | 0.28 |
| BIF | 0.50 | 0.49 | 0.50 |
| TZS | 0.44 | 0.43 | 0.43 |
| ZAR | 67.14 | 65.83 | 66.48 |
| Market Capitalization (Frw) | | | 3,701,918,714,550 |

4. INDICES



5. Bond market on 04/02/2022

A. Government bonds

| ISIN-CODE | Status | Security | Maturity | Coupon rate | Close. Price | Prev. Price | Bids | Offers | Bond traded |
|--------------|-----------|-----------------|------------|-------------|--------------|-------------|------|--------|-------------|
| RW000A1Z2RJ7 | | FXD2/2015/10yrs | 25/05/2025 | 12.925% | 105 | 105 | 0.00 | 0.00 | 0.00 |
| RW000A182K48 | | FXD2/2016/15Yrs | 09/05/2031 | 13.5% | 103.5 | 103.5 | 0.00 | 0.00 | 0.00 |
| RW000A19D0U5 | | FXD1/2017/5Yrs | 18/02/2022 | 12.375% | 105 | 105 | 0.00 | 0.00 | 0.00 |
| RW000A19JG53 | | FXD2/2017/7Yrs | 17/05/2024 | 12.675% | 103 | 103 | 0.00 | 0.00 | 0.00 |
| RW000A19NL84 | | FXD3/2017/5Yrs | 19/08/2022 | 12.200% | 106 | 106 | 0.00 | 0.00 | 0.00 |
| RW000A19S1Q4 | Re-opened | FXD4/2017/7Yrs | 15/11/2024 | 12.40% | 105.28 | 105.28 | 0.00 | 0.00 | 0.00 |
| RW000A19W8Z4 | | FXD1/2018/5Yrs | 17/02/2023 | 11.80% | 109.2 | 109.2 | 0.00 | 0.00 | 0.00 |
| RW000A19HS6 | Re-opened | FXD2/2018/10Yrs | 12/05/2028 | 12.50% | 102.9 | 102.9 | 0.00 | 0.00 | 0.00 |
| RW000A194997 | Re-opened | FXD3/2018/15Yrs | 05/08/2033 | 12.9% | 106.21 | 106.21 | 0.00 | 0.00 | 0.00 |
| RW000A2RYEG9 | Re-opened | FXD1/2019/7Yrs | 13/02/2026 | 11.850% | 104 | 104 | 0.00 | 0.00 | 0.00 |
| RW000A2R26W1 | Re-opened | FXD2/2019/5Yrs | 17/05/2024 | 11.300% | 104 | 104 | 0.00 | 0.00 | 0.00 |
| RW000A2R64M3 | Re-opened | FXD3/2019/20Yrs | 29/07/2039 | 13.250% | 104 | 104 | 0.00 | 0.00 | 0.00 |
| RW000A2SA2Y9 | Re-opened | FXD4/2019/3Yrs | 18/11/2022 | 10.950% | 102 | 102 | 0.00 | 0.00 | 0.00 |

| | | | | | | | | | |
|--------------|-----------|-----------------|------------|---------|--------|--------|------|------|------|
| RW000A2SA2Z6 | Re-opened | FXD5/2019/7Yrs | 13/11/2026 | 11.550% | 103.9 | 103.9 | 0.00 | 0.00 | 0.00 |
| RW000A2SB2X0 | | FXD1/2020/3Yrs | 20/01/2023 | 10.800% | 103 | 103 | 0.00 | 0.00 | 0.00 |
| RW000A28UBB2 | Re-opened | FXD2/2020/15Yrs | 02/02/2035 | 12.550% | 105 | 105 | 0.00 | 0.00 | 0.00 |
| RW000A28VKN6 | | FXD3/2020/3Yrs | 24/03/2023 | 10.650% | 100.04 | 100.04 | 0.00 | 0.00 | 0.00 |
| RW000A28XYS2 | Re-opened | FXD4/2020/10Yrs | 10/05/2030 | 12.150% | 102.4 | 102.4 | 0.00 | 0.00 | 0.00 |
| RW000A281XB8 | Re-opened | FXD5/2020/5Yrs | 18/08/2025 | 11.145% | 104.8 | 104.8 | 0.00 | 0.00 | 0.00 |
| RW000A281XA0 | Re-opened | FXD6/2020/20Yrs | 27/07/2040 | 13.150% | 105 | 105 | 0.00 | 0.00 | 0.00 |
| RW000A283W59 | Re-opened | FXD7/2020/7Yrs | 12/11/2027 | 11.435% | 102.2 | 102.2 | 0.00 | 0.00 | 0.00 |
| RW000A3KMCV0 | | FXD1/2021/5Yrs | 13/02/2026 | 11.00% | 100 | 100 | 0.00 | 0.00 | 0.00 |
| RW000A3KMCW8 | Re-opened | FXD2/2021/10Yrs | 07/02/2031 | 12.00% | 104.75 | 104.75 | 0.00 | 0.00 | 0.00 |
| RW000A3KQVN8 | Re-opened | FXD3/2021/15Yrs | 02/05/2036 | 12.50% | 102.5 | 102.5 | 0.00 | 106 | 0.00 |
| RW000A3KVKE0 | Re-opened | FXD4/2021/20Yrs | 26/07/2041 | 13.00% | 106.38 | 106.38 | 0.00 | 0.00 | 0.00 |
| RW000A3KZPF7 | | FXD5/2021/3Yrs | 15/11/2024 | 10.650% | 104.2 | 104.2 | 0.00 | 0.00 | 0.00 |
| RW000A3KZPG5 | | FXD6/2021/7Yrs | 10/11/2028 | 11.425% | 101 | 101 | 0.00 | 0.00 | 0.00 |

B. Corporate bonds

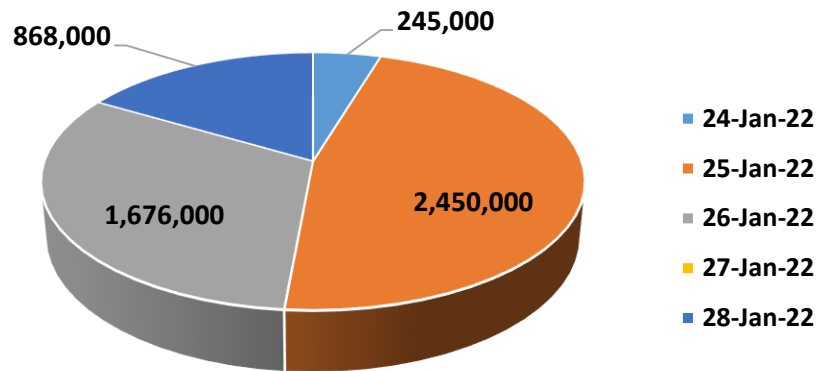
| ISIN-CODE | Status | Security | Maturity | Coupon rate | Close. Price | Prev. Price | Bids | Offers | Bond traded |
|--------------|--------|-----------------|------------|-------------|--------------|-------------|------|--------|-------------|
| RW000A3KU2U0 | | ECTL/2021/10Yrs | 11/06/2031 | 13.75% | 101 | 101 | 0.00 | 0.00 | 0.00 |

6. WEEKLY REPORT ON 04/02/2022

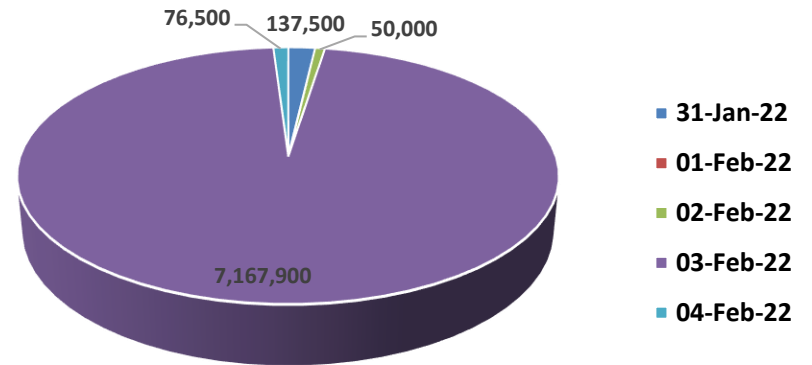
1. EQUITY MARKET

| PREVIOUS WEEK | | | | THIS WEEK | | | | VARIATION | |
|---------------|---------------|------------------|-------------|--------------|---------------|------------------|-------------|------------------|--------------|
| Date | Volume | Value (Frw) | Deals | Date | Volume | Value (Frw) | Deals | Change in value | % |
| 24-Jan-22 | 2,000 | 245,000 | 2.00 | 31-Jan-22 | 1,100 | 137,500 | 2.00 | (107,500) | (43.87) |
| 25-Jan-22 | 10,000 | 2,450,000 | 2.00 | 01-Feb-22 | - | - | - | - | - |
| 26-Jan-22 | 19,800 | 1,676,000 | 3.00 | 02-Feb-22 | 200 | 50,000 | 1.00 | (1,626,000) | (97.01) |
| 27-Jan-22 | 0.00 | 0.00 | 0.00 | 03-Feb-22 | 33,100 | 7,167,900 | 3.00 | 7,167,900 | 100.00 |
| 28-Jan-22 | 18,400 | 868,000 | 2.00 | 04-Feb-22 | 1,700 | 76,500 | 1.00 | (791,500) | (91.18) |
| TOTAL | 50,200 | 5,239,000 | 9.00 | TOTAL | 36,100 | 7,431,900 | 7.00 | 2,192,900 | 41.85 |

Turnover for the week ended on Friday 28th January 2022



Turnover for the week ended on Friday 04th February 2022



2. **BOND MARKET:** During this week; the fixed income market recorded Frw 242,762,500 worth of bonds traded in 5 deals between Frw 104 – 106.38