



RWANDA STOCK EXCHANGE MARKET REPORT FOR FRIDAY 04TH DECEMBER 2020

1. Market overview

- Today's trading session recorded on the fixed income market a total of Frw 429,174,000 worth of bonds traded in 2 deals while the equities market recorded Frw 4,212,000 from 91,600 shares.
- RSI and ALSI remained constant to close at 109.64 and 148.08 respectively.
- IMR counter closed at Frw 45 (Frw 45 previous). The trading session recorded a total turnover of Frw 4,068,000 from 90,400 shares traded in 2 deals.
- CMR counter closed at Frw 120 (Frw 120 previous). The trading session recorded a total turnover of Frw 144,000 from 1,200 shares traded in 1 deal.
- Equities counters closed as follows: CTL: Frw 72; BOK: Frw 233; BLR: Frw 120; EQTY: Frw 440; KCB: Frw 370; NMG: Frw 1200; USL: Frw 104 and RHB: Frw 526.

2. Closing bell

At the end of the formal trading hours, on BOK counter, there were outstanding offers of 170,900 shares between Frw 230-240 and no bids. On BLR counter, there were outstanding offers of 155,000 shares between Frw 122-136 and no bids. On CTL counter, there were outstanding offers of 32,100 shares between Frw 72-73 and outstanding bids of 30,200 shares between Frw 67-70. On IMR counter, there were outstanding offers of 67,700 shares at Frw 45 and no bids. On CMR counter, there was an outstanding offer of 100,000 shares at Frw 120 and no bids.

On bonds market, there was no offer and no bids

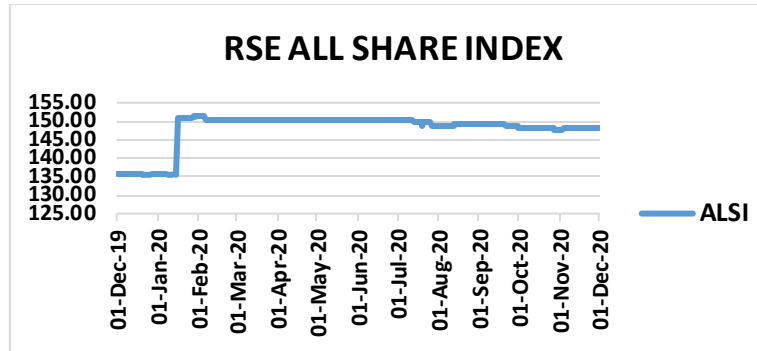
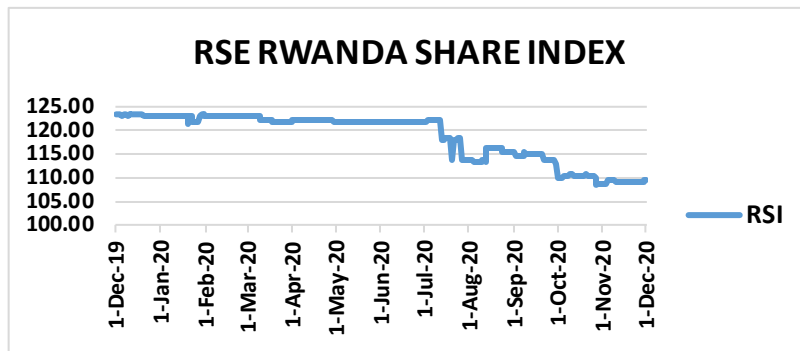
3. Equities Market on 04/12/2020

ISIN-CODE	Stock	Past 12 months		Today's session		Closing	Prev.	Change	Volume	Value
		High	Low	High	Low					
RW000A1JCYA5	BOK	270	230	0.00	0.00	233	233	0.00	0.00	0.00
RW000A1H63N6	BLR	140	118	0.00	0.00	120	120	0.00	0.00	0.00
KE0000000380	NMG	1,200	1,200	0.00	0.00	1,200	1,200	0.00	0.00	0.00
KE0000000315	KCB	370	370	0.00	0.00	370	370	0.00	0.00	0.00
KE0000000489	USL	104	104	0.00	0.00	104	104	0.00	0.00	0.00
KE0000000554	EQTY	445	350	0.00	0.00	440	440	0.00	0.00	0.00
RW000A14UYP4	CTL	80	65	0.00	0.00	72	72	0.00	0.00	0.00
RW000A2DN989	IMR	90	42	45	45	45	45	+0.00	90,400	4,068,000
ZAE000244737	RHB	0.00	0.00	0.00	0.00	526	526	0.00	0.00	0.00
RW000A2QAPH5	CMR	0.00	0.00	120	120	120	120	+0.00	1,200	144,000

Market Status	
08h50-08h59	Pre- Open
09h00-12h00	Open
12h00-08h50	Close

INDICES	Previous	Today	Points	Change %	Exchange rate against Frw as at 04/12/2020			
					Currency	Sell	Buy	Average
RSI	109.64	109.64	+0.00	+0.00	USD	978.78	959.59	969.18
ALSI	148.08	148.08	+0.00	+0.00	KES	8.81	8.63	8.72
OTHER TRADING STAT	Shares traded	91,600	91,600	100	UGS	0.26	0.26	0.26
					BIF	0.50	0.49	0.49
					TZS	0.42	0.41	0.41
					ZAR	64.54	63.28	63.91
Equity Turnover	0.00	4,212,000	4,212,000	100	Market Capitalization (Frw)			
Number of deals	0.00	3.00	3.00	100	3,460,392,491,282			

4. INDICES



5. Bond market on 04/12/2020

A. Government bonds

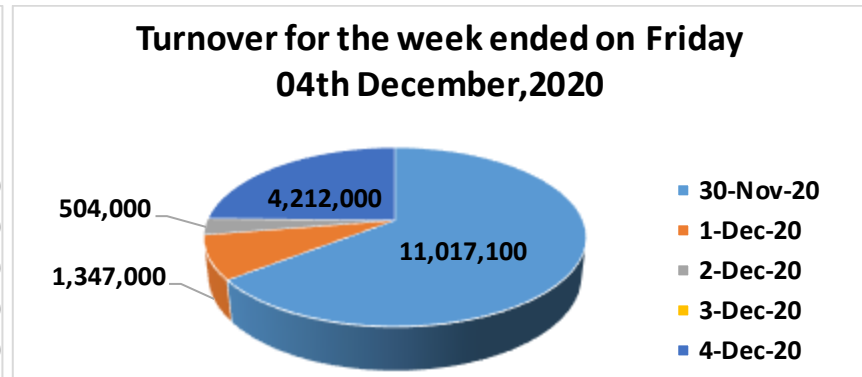
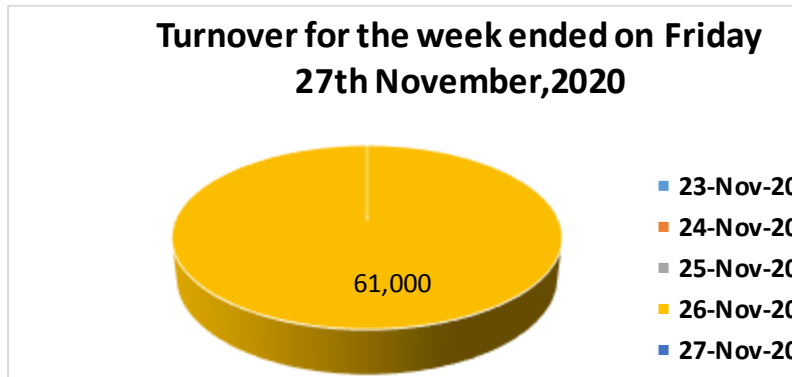
ISIN-CODE	Status	Security	Maturity	Coupon rate	Close. Price	Prev. Price	Bids	Offers	Bond traded
RW000A1ZTAM0		FXD4/2014/7yrs	19/11/2021	12.475%	108.75	106.85	0.00	0.00	0.00
RW000A1Z2RJ7		FXD2/2015/10yrs	25/05/2025	12.925%	104	101.72	0.00	0.00	0.00
RW000A187NK1		FDX1/2016/5yrs	19/02/2021	12.00%	103.4	103.32	0.00	0.00	0.00
RW000A182K48		FXD2/2016/15Yrs	09/05/2031	13.5%	104.7	102	0.00	0.00	0.00
RW000A185V91		FXD 3/2016/5Yrs	20/08/2021	12.25%	102	102	0.00	0.00	0.00
RW000A19D0U5		FXD1/2017/5Yrs	18/02/2022	12.375%	104.8	102.2	0.00	0.00	0.00
RW000A19JG53		FXD2/2017/7Yrs	17/05/2024	12.675%	100.05	104.2	0.00	0.00	0.00
RW000A19NL84		FXD3/2017/5Yrs	19/08/2022	12.200%	105.51	101.1	0.00	0.00	0.00
RW000A19S1Q4	Re-opened	FXD4/2017/7Yrs	15/11/2024	12.40%	104.5	108	0.00	0.00	0.00
RW000A19W8Z4		FXD1/2018/5Yrs	17/02/2023	11.80%	103	105	0.00	0.00	0.00
RW000A19HS6	Re-opened	FXD2/2018/10Yrs	12/05/2028	12.50%	100.2	103	0.00	0.00	0.00
RW000A194997	Re-opened	FXD3/2018/15Yrs	05/08/2033	12.9%	105.5	106.05	0.00	0.00	0.00
RW000A2RUZ00		FXD4/2018/3Yrs	19/11/2021	11.150%	103.1	106.87	0.00	0.00	0.00
RW000A2RYEG9	Re-opened	FXD1/2019/7Yrs	13/02/2026	11.850%	102.6	104.9	0.00	0.00	0.00
RW000A2R26W1	Re-opened	FXD2/2019/5Yrs	17/05/2024	11.300%	101.7	105.1	0.00	0.00	329,600,000
RW000A2R64M3	Re-opened	FXD3/2019/20Yrs	29/07/2039	13.250%	101.3	104.52	0.00	0.00	0.00
RW000A2SA2Y9	Re-opened	FXD4/2019/3Yrs	18/11/2022	10.950%	104.549	103.37	0.00	0.00	0.00
RW000A2SA2Z6	Re-opened	FXD5/2019/7Yrs	13/11/2026	11.550%	104.7	103.4462	0.00	0.00	0.00
RW000A2SB2X0		FXD1/2020/3Yrs	20/01/2023	10.800%	100	100	0.00	0.00	0.00
RW000A28UBB2	Re-opened	FXD2/2020/15Yrs	02/02/2035	12.550%	105.5	105.5	0.00	0.00	0.00
RW000A28VKN6		FXD3/2020/3Yrs	24/03/2023	10.650%	101	102.2	0.00	0.00	0.00
RW000A28XYS2	Re-opened	FXD4/2020/10Yrs	10/05/2030	12.150%	102	100.1	0.00	0.00	0.00
RW000A281XB8	Re-opened	FXD5/2020/5Yrs	18/08/2025	11.145%	101.7	103.85	0.00	0.00	92,400,000

RW000A281XA0	FXD6/2020/20Yrs	27/07/2040	13.150%	104.45	103.1	0.00	0.00	0.00
RW000A283W59	FXD7/2020/7Yrs	12/11/2027	11.435%	101.7	100	0.00	0.00	0.00

WEEKLY REPORT ON 04/12/2020

1. EQUITY MARKET

PREVIOUS WEEK				THIS WEEK				VARIATION	
Date	Volume	Value (Frw)	Deals	Date	Volume	Value (Frw)	Deals	Change in value	%
23- November- 20	0.00	0.00	0.00	30- November- 20	240,000	11,017,100	6.00	11,017,100	100
24- November- 20	0.00	0.00	0.00	01- December- 20	32,000	1,347,000	2.00	1,347,000	100
25- November- 20	0.00	0.00	0.00	02- December- 20	11,200	504,000	1.00	504,000	100
26- November- 20	800	61,000	3.00	03- December- 20	0.00	0.00	0.00	(61,000)	(100)
27- November- 20	0.00	0.00	0.00	04- December- 20	91,600	4,212,000	3.00	4,212,000	100
TOTAL	800	61,000	3.00	TOTAL	374,800	17,080,100	12.00	17,019,100	27,900.16



1. BOND MARKET

During this week, the fixed income market recorded a total of Frw 479,813,000 worth of bonds traded in 4 deals between Frw 100.1 – 101.7.