



## RWANDA STOCK EXCHANGE MARKET REPORT FOR FRIDAY 03<sup>RD</sup> APRIL, 2020

### 1. Market overview

- RSI and ALSI remained constant to close at 122.29 and 150.23 respectively.
- Today's trading session recorded a total of Frw 288,000 from 3,200 shares traded in 1 deal.
- IMR counter closed at Frw 90 (Frw 90 previous). The trading session recorded a total turnover of Frw 288,000 from 3,200 shares traded in 1 deal.
- Equities counters closed as follows: CTL: Frw 70; BLR: Frw 139; BOK: Frw 260; EQTY: Frw 440; KCB: Frw 370; NMG: Frw 1200 and USL: Frw 104.

### 2. Closing bell 2

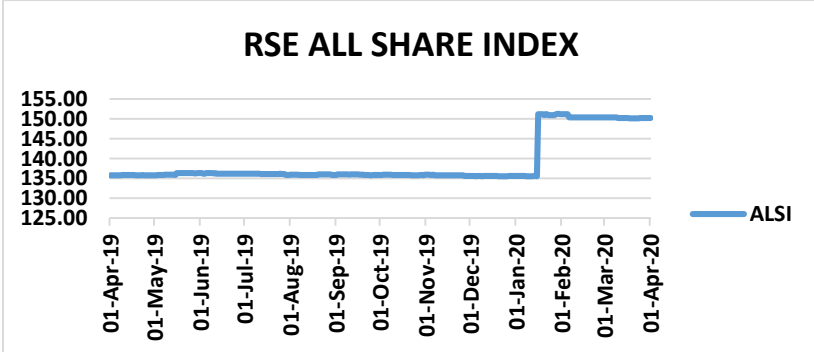
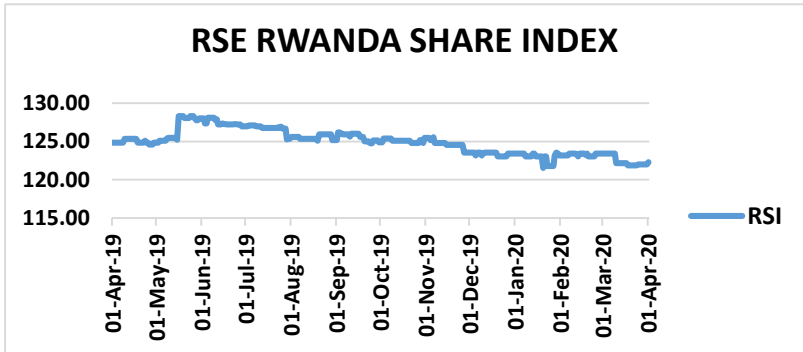
At the end of the formal trading hours, on BOK counter there were outstanding offers of 298,000 shares between Frw 260-274 and no bids. On BLR counter, there were outstanding offers of 716,800 shares between Frw 139 -152 and no bids. On CTL counter, there were outstanding offers of 15,700 shares at Frw 70 and no bids. On IMR counter, there were outstanding offers of 966,000 shares between Frw 90-97 and no bids.

3. Equities Market on 03/04/2020

ISIN-CODE	Stock	12 past months		Today's session		Closing	Prev.	Change	Volume	Value
		High	Low	High	Low					
RW000A1JCYA5	BOK	278	259	0.00	0.00	260	260	0.00	0.00	0.00
RW000A1H63N6	BLR	150	138	0.00	0.00	139	139	0.00	0.00	0.00
KE0000000380	NMG	1,200	1,200	0.00	0.00	1,200	1,200	0.00	0.00	0.00
KE0000000315	KCB	370	330	0.00	0.00	370	370	0.00	0.00	0.00
KE0000000489	USL	104	104	0.00	0.00	104	104	0.00	0.00	0.00
KE0000000554	EQTY	445	350	0.00	0.00	440	440	0.00	0.00	0.00
RW000A14UYP4	CTL	80	50	0.00	0.00	70	70	0.00	0.00	0.00
RW000A2DN989	IMR	90	89	90	90	90	90	+0.00	3,200	288,000

Market Status	
08h50-08h59	Pre- Open
09h00-12h00	Open
12h00-08h50	Close

4. INDICES



INDICES	Previous	Today	Points	Change %
RSI	122.29	122.29	+0.00	+0.00
ALSI	150.23	150.23	+0.00	+0.00
<b>OTHER TRADING STAT</b>				
Shares traded	5,100	3,200	(1,900)	(37.25)
Equity Turnover	419,100	288,000	(131,100)	(31.28)
Number of deals	2.00	1.00	(1.00)	(50.00)

Exchange rate against Frw as at 03/04/2020			
Currency	Sell	Buy	Average
USD	939.97	921.54	930.76
KES	8.89	8.71	8.80
UGS	0.24	0.24	0.24
TZS	0.40	0.39	0.40
BIF	0.49	0.48	0.48
<b>Market Capitalization (Frw)</b>			
<b>3,377,005,715,836</b>			

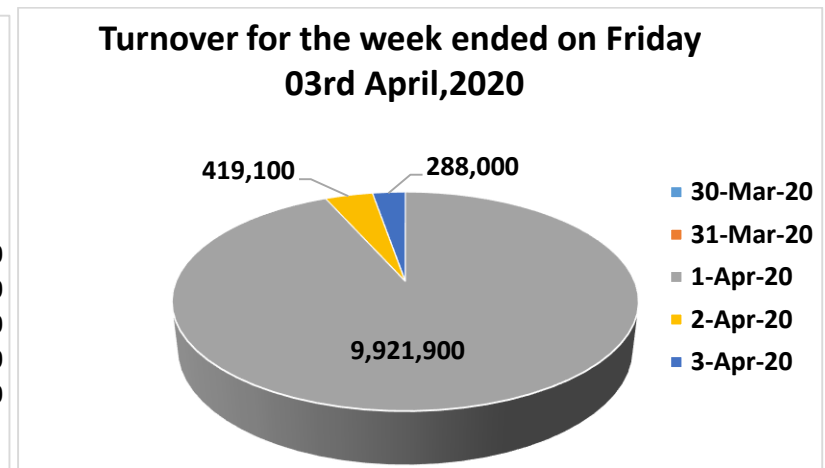
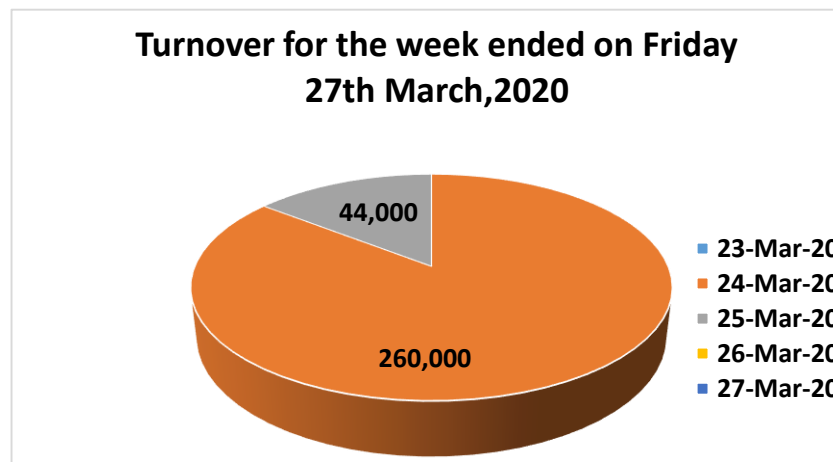
## 5. Bond market on 03/04/2020

### A. Government bonds

ISIN-CODE	Status	Security	Maturity	Coupon rate	Close. Price	Prev. Price	Bids	Offers	Bond traded
RW000A1ZTAM0		FXD4/2014/7yrs	19/11/2021	12.475%	103	100.1	0.00	0.00	0.00
RW000A1Z2RJ7		FXD2/2015/10yrs	25/05/2025	12.925%	102.33	102.5	0.00	0.00	0.00
RW000A1Z5Z93		FXD3/2015/5yrs	21/08/2020	11.950%	103	102.6	0.00	0.00	0.00
RW000A187NK1		FDX1/2016/5yrs	19/02/2021	12.00%	101.9	100.3	0.00	0.00	0.00
RW000A182K48		FXD2/2016/15Yrs	09/05/2031	13.5%	105.5	103.2	0.00	0.00	0.00
RW000A185V91		FXD 3/2016/5Yrs	20/08/2021	12.25%	100.5	102.3	0.00	0.00	0.00
RW000A19D0U5		FXD1/2017/5Yrs	18/02/2022	12.375%	106.7	102.6	0.00	0.00	0.00
RW000A19JG53		FXD2/2017/7Yrs	17/05/2024	12.675%	106	106	0.00	0.00	0.00
RW000A19NL84		FXD3/2017/5Yrs	19/08/2022	12.200%	102.5	103	0.00	0.00	0.00
RW000A19S1Q4	Re-opened	FXD4/2017/7Yrs	15/11/2024	12.40%	105.2	104	0.00	0.00	0.00
RW000A19W8Z4		FXD1/2018/5Yrs	17/02/2023	11.80%	101.3	102.1	0.00	0.00	0.00
RW000A19HS6	Re-opened	FXD2/2018/10Yrs	12/05/2028	12.50%	106	102	0.00	0.00	0.00
RW000A194997	Re-opened	FXD3/2018/15Yrs	05/08/2033	12.9%	100.2	102.5	0.00	0.00	0.00
RW000A2RUZ00		FXD4/2018/3Yrs	19/11/2021	11.150%	102	102	0.00	0.00	0.00
RW000A2RYEG9	Re-opened	FXD1/2019/7Yrs	13/02/2026	11.850%	100.4	106.7	0.00	0.00	0.00
RW000A2R26W1	Re-opened	FXD2/2019/5Yrs	17/05/2024	11.300%	102	101	0.00	0.00	0.00
RW000A2R64M3	Re-opened	FXD3/2019/20Yrs	29/07/2039	13.250%	103.3	100.08	0.00	0.00	0.00
RW000A2SA2Y9		FXD4/2019/3Yrs	18/11/2022	10.950%	104	100	0.00	0.00	0.00
RW000A2SA2Z6	Re-opened	FXD5/2019/7Yrs	13/11/2026	11.550%	103.4462	102.1947	0.00	0.00	0.00
RW000A2SB2X0		FXD1/2020/3Yrs	20/01/2023	10.800%	100	100	0.00	0.00	0.00
RW000A28UBB2		FXD2/2020/15Yrs	02/02/2035	12.550%	101	101.8	0.00	0.00	0.00
RW000A28VKN6		FXD3/2020/3Yrs	24/03/2023	10.650%	100	0.00	0.00	0.00	0.00

## 1. EQUITY MARKET

PREVIOUS WEEK				THIS WEEK				VARIATION	
Date	Volume	Value (Frw)	Deals	Date	Volume	Value (Frw)	Deals	Change in value	%
23 - March- 20	0.00	0.00	0.00	30 - March- 20	0.00	0.00	0.00	0.00	0.00
24 - March- 20	1,000	260,000	1.00	31 - March- 20	0.00	0.00	0.00	(260,000)	(100)
25 - March- 20	300	44,000	2.00	01- April- 20	101,800	9,921,900	8.00	9,877,900	22,449.77
26 - March- 20	0.00	0.00	0.00	02- April- 20	5,100	419,100	2.00	419,100	100
27- March- 20	0.00	0.00	0.00	03- April- 20	3,200	288,000	1.00	288,000	100
<b>TOTAL</b>	<b>1,300</b>	<b>304,000</b>	<b>3.00</b>	<b>TOTAL</b>	<b>110,100</b>	<b>10,629,000</b>	<b>11.00</b>	<b>10,325,000</b>	<b>3,396.38</b>



## 1. BOND MARKET

During this week, the market recorded a total of Frw 60,239,600 worth of bond traded in 4 deals between Frw 101 – 106 in 4 deals.

## 6. CORPORATE NEWS

- The Directors of KCB Group Plc. have recommended a final dividend of KShs. 2.50 having paid an interim dividend of KShs. 1.00 for each ordinary share of KShs. 1.00 on the issued and paid up share capital of the company subject to shareholder approval. The final dividend will be payable to the members of the company on the share register at the close of business on Monday, 27 April 2020. If approved, the full dividend per share for the year ended 31 December, 2019 will be KShs. 3.50 for each ordinary share of KShs. 1.00.
- Subject to approval of shareholders at the Annual General Meeting scheduled for Thursday 25<sup>th</sup> June, 2020 at the Kenyatta International Convention Centre (KICC), Nairobi at 10am, the Directors have recommended a first and final dividend of Kshs. 2.50/= per each ordinary share of Kshs. 0.50/= for the year ended 31<sup>st</sup> December, 2019. The proposed dividend will be payable on or about 24<sup>th</sup> July, 2020, net of withholding tax for shareholders on the register at the close of business on Friday 12<sup>th</sup> June, 2020.
- The Directors of BK Group Plc. have recommended a final and full dividend of Frw 14.40 for each ordinary share, on the issued and paid up share capital of the company subject to shareholder approval at the Annual General Meeting that will take place on the 20<sup>th</sup> May, 2020. The dividend will be payable on or around 1<sup>st</sup> July, 2020 to the members of the company on the share register at the close of business on Friday 12<sup>th</sup> June 2020.
- Given the significant uncertainties on the extent and duration of the disruption as a result of the COVID-19 outbreak, BRALIRWA Plc. Board of Directors have taken steps to protect the company cash flow to preserve liquidity in the interest of the company, and as such proposed not to pay out any dividend on the 2019 result. This proposal will also be subject to approval during the upcoming Annual General Meeting.